



HEARTWORK

WHAT JESUS SAYS ABOUT THE HEART

IPHC CHILDREN'S CURRICULUM

THE RICH YOUNG MAN

BIBLE PASSAGE

Matthew 19:16-17, 20-22 (ICB)

BIG IDEA

Jesus wants to make our hearts pure.

FOCUS VERSE

“Create in me a pure heart, O God.” Psalm 51:10a (NIV)

LESSON MATERIALS

| Puzzle Piece | Needs/Wants Labels | Needs/Wants Pictures | Tape | “Giver” Activity | Crayons |

GREET — 15 MINUTES

Connection questions to ask as the children arrive:

- What is your favorite board game?
- What is your favorite T.V. show?



IF YOU DO NOT KNOW EACH CHILD'S BIRTHDAY, FIND OUT SO YOU CAN ACKNOWLEDGE THEM ON THEIR SPECIAL DAY.

WORSHIP — 10 MINUTES

If you've never done it in class, finish the worship time lying on your backs. End with a slower song and say, “We can worship God all the time and in different ways. Sometimes we sing loud or raise our hands, and other times we rest and are quiet. So, we're going to end our worship time right now by lying on our backs while we sing quietly and praise God for how much He loves us. Let's try it.”

PRAY — 5 MINUTES

Gather the children for prayer.

SAMPLE PRAYER: “Jesus, thank You for being with us. Please make our hearts pure. Change us as we hear Your Word. We love You. In Jesus' name, Amen.”

REVIEW — 5 MINUTES

Review the story puzzle pieces on the wall.

BACKGROUND: Say, “We started new lessons called ‘Heartwork.’ In this series, we are talking about how God can make our hearts pure. Last week, we discussed the story called ‘Who is the Greatest?’ Jesus’

disciples had some problems with their hearts, didn't they? They were fighting over who was the greatest, but that's not what Jesus wanted for them. Jesus taught that the one who's the greatest is the one who serves with a pure heart. Today, we are going to learn about the heart of another person in the Bible. Who would like to place this week's puzzle piece on the wall?"

TRANSITION: Say, "Let's play a game to help us get ready to hear about what Jesus taught!"

ENGAGE — 10 MINUTES

MATERIALS: | Need/Want Labels | Need/Want Pictures | Tape |

Say, "Today, we will be playing a game about needs and wants. Check it out..."

GAME GOAL: To help children understand the difference between what they need and what they want.

HOW TO PLAY:

- Tape the "Needs" label to the wall on one side of the room and the "Wants" label on the opposite wall.
- Instruct the children to stand in the middle of the room.
- Show the "Needs/Wants" pictures one at a time, saying, "Is this a need or a want?"
- After you show each picture, instruct children to walk either to the "Needs" or "Wants" side of the room depending on which side they think is the correct answer.
- Show the right answer, and explain why each is classified as a "Need" or "Want."
- **FINAL PRODUCT:** "Needs" include water, food, home, and clothes.

TRANSITION: Say, "You did a great job with the game! Now, let's read our story to figure out what it has to do with needs and wants."

LEARN — 15 MINUTES

Say, "Today, we will read about a rich young man who meets Jesus. Let me give you a hint: This man has a problem with his heart. Remember: **Jesus wants our hearts to be pure!** Let's see what happens to the man in our story." Read Matthew 19:16-17, 20-22 (ICB).

16 A man came to Jesus and asked, "Teacher, what good thing must I do to have life forever (go to heaven)?" **17** Jesus answered, "... If you want to have life forever, obey the commands (or commandments)."[b] **20** The young man said, "I have obeyed all these things. What else do I need to do?" **21** Jesus answered, "If you want to be perfect, then go and sell all the things you own. Give the money to the poor. If you do this, you will have a treasure in heaven. Then come and follow me!" **22** But when the young man heard this, he became very sad because he was very rich. So he left Jesus.



CLARIFY THAT JESUS ISN'T ASKING US TO GIVE UP ALL OF OUR "WANTS." INSTEAD, HE'S HELPING US DEVELOP HEARTS THAT LOVE HIM MORE THAN ANYTHING ELSE.

Say, "Wow! That was an interesting story. The rich man had a heart problem, didn't he?"

- Ask, "What was the rich man's heart problem? The rich man loved money more than he loved Jesus."

"The man said he followed all the commandments, but Jesus wanted more than that! Jesus knows our hearts will love the wrong things unless God helps us change them to love the right things. Sometimes we think money and things will make us happy, but they don't. Jesus knew the only thing that would make this man TRULY happy was to give everything away and follow God with his whole heart."

TRANSITION: Say, "**Jesus wants our hearts to be pure.** He invites us to give just like he invited the rich man to give. We can be giving when we know that Jesus is all we need to be happy. Jesus wants to make our hearts giving."

DISCUSS — 10 MINUTES

Discuss the story: Say, "Let's talk about our story together."

1. What kind of heart does Jesus want us to have?
Response: He wants us to have a pure heart that loves Him the most. We can show this by giving.
2. Is Jesus telling us to sell everything we own and give it to the poor?
Response: No. Jesus knew this man had a heart problem and loved his money and things more than he loved God.
3. Why was the rich man sad?
Response: He didn't want to give all of his stuff away. He realized he loved money more than anything else. Nothing will make us happy if we don't put Jesus first.
4. What are some ways you can be giving this week?
Response: I can give one of my friends one of my toys I know they like; I can watch a movie or play a game that wasn't my choice; I can give my chore money to someone who needs it. I can use my free time to help my parents around the house, etc.
5. What do we learn about God in this story?
Response: God is perfect, God is giving, God wants us to love Him the most, God can change us, etc.

TRANSITION: Say, "We think we NEED things to be happy, but Jesus taught that we NEED Him most of all. What a great discussion! Let's make a craft together."

RESPOND — 15 MINUTES

MATERIALS: | "Giver" Activity | Crayons |

Say, "Now, let's keep thinking about giving as we make this craft. The Bible says, 'God loves a cheerful giver (2 Corinthians 9:7).' Let's color in our 'wants' as a reminder to be giving this week!"

- Give each person an activity sheet that says, "Jesus Wants Us to Give" in the middle.
- Children can color in all the wants.

TRANSITION: Say, "What a great reminder to be giving today and every day! Remember, **Jesus wants our hearts to be pure**. This means loving Jesus more than anything else! Let's practice this month's memory verse together."

MEMORIZE — 5 MINUTES

Explain that we will be practicing a memory verse this month that reminds us to ask God for a pure heart. Say, "Let's say the verse for this month together."

"Create (pretend you are shaping a piece of clay) in me a pure heart (make a heart shape with your hands), O God (point up)." Psalm 51:10a (NIV) (hold your hands out like a book)

REFLECT — 5 MINUTES

Say, "Jesus wants to make our hearts pure, and He knows exactly how to do it. Jesus can help our hearts want to give if we ask Him! Let's pray that Jesus will make us more like Him."

SAMPLE PRAYER: *"Jesus, please create a pure heart in every person here. Help us be more giving. Teach us to care about You and other people more than ourselves. In Jesus' name, Amen."*

RELEASE —


If there is extra time before parents arrive, have the children practice their memory verse again, play the "Needs" and "Wants" game again, or review the craft.

NEEDS / WANTS ACTIVITY

NEEDS

WANTS

NEEDS / WANTS ACTIVITY





NEEDS / WANTS ACTIVITY



NEEDS / WANTS ACTIVITY



IN EACH CIRCLE, PUT A "WANT."



JESUS WANTS US TO GIVE!

