



THE BIGGEST ANNOUNCEMENT

JESUS IS THE GOOD NEWS!

IPHC CHILDREN'S CURRICULUM

HOLY WEEK

BIBLE PASSAGE

Mark 11:8, 15:24, 37, 39; John 13:15; Luke 22:19-20, 63, 23:4; Matthew 26:39

BIG IDEA

Tell the Good News!

FOCUS VERSE

“Go everywhere in the world. Tell the Good News to everyone.” Mark 16:15 (ICB)

LESSON MATERIALS

| Puzzle Piece | Close Up Pictures | Personal Whiteboards and Markers OR Paper and Pencils | Answer Key | Holy Week Story Graphics | Tape | Holy Week Story Pictures | Yarn or String | Hole Punch | Crayons | Scissors |

GREET — 15 MINUTES

Connection questions to ask as the children arrive:

- What is your favorite snack?
- What is the strangest thing you have ever eaten?

WORSHIP — 10 MINUTES

Show your students that worship is important to you too! Join in worship with them!



TAKE A FEW MOMENTS TO EXPLAIN WHY PEOPLE RAISE THEIR HANDS IN WORSHIP. FOR EXAMPLE, ONE REASON WE DO THIS IS TO ACKNOWLEDGE OUR NEED FOR GOD.

PRAY — 5 MINUTES

Start the lesson by gathering the children for prayer.

SAMPLE PRAYER: “Jesus, we are grateful You want to be our friend! Teach us how to know you better, and help us understand Your Word!”

REVIEW — 5 MINUTES

Use the puzzle pieces to review prior lessons.

BACKGROUND: Say, “Do you remember how we’ve been talking about Jesus the past few months? We’ve learned about His life and His supernatural miracles. We heard some of the stories Jesus told, and last month we discussed how Jesus wants to change our hearts to make us more like Him. Well, this

month, we are still going to talk about Jesus, but we're going to focus on the end of Jesus' earthly life and ministry. This new group of lessons is called 'The BIGGEST Announcement!' Who knows what an announcement is? An announcement is an important message that someone shares with someone else, and it's often a message that is shared with lots of people! Are you ready to help me be on the lookout for some of Jesus' big announcements? Can someone put up our first puzzle piece this month?"

TRANSITION: Say, "Let's play a game to get us ready for our story!"

ENGAGE — 10 MINUTES

MATERIALS: | Close up Pictures (8) | Personal Whiteboards and EXPO Markers OR Paper and Pencils (1 per team) | Answer Key |

Say, "Today's game is all about announcing the correct answers. Let's get started!"

GAME GOAL: For teams to correctly guess and then announce what they think the image is.

HOW TO PLAY:

- Divide the kids into small teams.
- Explain that you will show everyone a series of pictures (one at a time) that have been zoomed in on.
- Each team will talk among themselves about what they think the picture is.
- When all teams have an answer, each team will record it on their team's whiteboard or paper.
- Then, have teams show their answers and then take turns "announcing" their guess to the class.
- Once every team has revealed their answer, share the correct response using the answer key.
- The team with the most correct answers wins.

TRANSITION: Say, "Wow! That was hard, wasn't it! Great job announcing your answers, though. Just like our game, today's story is all about announcements. Let's learn about how Jesus was announced on His last days!"

LEARN — 15 MINUTES

MATERIALS: | Holy Week Story Graphics | Tape |



THERE WILL BE MANY OPPORTUNITIES FOR CHILDREN TO PARTICIPATE IN LEARNING TODAY. TO HELP KEEP YOUR KIDS FOCUSED, SAY, "I AM GOING TO NEED SOME HELP WITH OUR STORY, BUT I WILL ONLY CALL ON GOOD LISTENERS TO HELP ME. WHO THINKS THEY CAN BE A GOOD LISTENER?"

Say, "Today we will be learning about the last days of Jesus' life. We call this week, 'Holy Week.' Has anyone ever heard of Holy Week? Great! During Holy Week, some wonderful things happened, but some really sad things happened too. We're going to take a close look at six events that will help us see the whole picture of Jesus' good news! Let's get ready to hear and **tell the good news.**"



EACH TIME YOU TEACH ABOUT A NEW EVENT IN HOLY WEEK, CHOOSE A CHILD TO PLACE THAT HOLY WEEK STORY GRAPHIC CHRONOLOGICALLY ON THE WALL.



Triumphal Entry of King Jesus

The first event of Holy Week is called Palm Sunday, and it celebrates the day Jesus entered Jerusalem on a donkey. Crowds of people were amazed by Jesus! They were ready to make Him their King. They were so excited that “many people spread their coats on the road. Others cut (palm) branches in the fields and spread them on the road” (Mark 11:8). They announced that Jesus’ was King by shouting ‘Hosanna.’

TRANSITION: Although many people loved Jesus, others hated Him. They hated Jesus so much that they made a plan to kill Him.



Jesus Washes the Disciple’s Feet

The second Holy Week event took place when Jesus washed his disciples’ feet. This act didn’t make sense to the disciples, and they wondered why Jesus—God’s Son—would wash their filthy feet? This was a job for servants. But Jesus was teaching his disciples something important. He said, “I did this as an example for you. So you should do as I have done for you” (John 13:15). Jesus announced that we are to serve others and put others’ needs ahead of our own.

TRANSITION: At this time, the people who were plotting to kill Jesus were ready to start their plan by getting Him arrested.



Communion

The third event of Holy Week gives us an important Church tradition we still celebrate: Communion. *Recall last week’s lesson on Communion.* Jesus sat with His disciples, tore a piece of bread in half and announced that it represented His body. Then He held a cup with juice and proclaimed that it stood for His blood, which would pour out at His death. Today, God’s people take Communion to remember Jesus and His death (Luke 22:19-20).

TRANSITION: Jesus knew He was about to be arrested, so He told His disciples He was going to die. However, He also told them not to worry, because He was also going to come back to life!



Prayer in the Garden

The fourth event of Holy Week takes us to a quiet place where Jesus prayed. Jesus knew He was going to be betrayed and killed, so He took his disciples to the Garden of Gethsemane to pray with Him (Matthew 26:29). In the hardest moments of Jesus’ life, He talked to God, His Father. Jesus prayed that God’s will would be done, even though He knew it meant He would suffer and die. In the Garden, Jesus announced that God is trustworthy, and He showed us how perfectly obedient He was.

TRANSITION: Jesus knows He is going to be crucified and die. The people who planned to kill Jesus came to the garden, arrested Jesus, and took Him away.

**** STOP here if you are having a Good Friday service and continue the lesson at that time ****



Trial

The fifth event of Holy Week took place when Jesus was put on trial (You may need to define trial). The leaders could not find any evidence that Jesus did anything wrong, but they announced they were going to put Him to death anyway (Luke 23:4).

TRANSITION: After this, Jesus—the perfect Man—was beaten, made fun of, hit, spit on, and whipped (Luke 22:63). He did not fight them but went through all of this pain willingly.



Crucifixion

The sixth event of Holy Week was Jesus' crucifixion (when Jesus was hung on a cross and left to die). Jesus willingly took the worst punishment imaginable, even though He didn't deserve it (Mark 15:24), so we didn't have to be punished for our sins. As soon as Jesus took His last breath, the whole earth shook (Mark 15:37), and an officer who crucified Jesus announced, "This man really was the Son of God" (Mark 15:39).

TRANSITION: Say, "That's a difficult story to hear, isn't it? Sometimes it's hard to understand, and sometimes it doesn't make sense to us. But I have some good news for you! Our story doesn't end there and we get to tell the Good News! Next week, we will talk about the BEST announcement, but I'm going to give you a hint: Jesus doesn't stay dead for long! Let's get ready to talk about what we've learned together."

DISCUSS — 10 MINUTES

Discuss the events from above: Say, "Now that we've talked about the main events from Holy Week, let's see what we've learned."



USE THE STORY GRAPHICS TO HELP WITH THE QUESTIONS.

1. What is Holy Week? What are some events of Holy Week?

Response: Holy Week celebrates the days and events in Jesus' life, starting with Palm Sunday and ending with Easter. The events of Holy Week are Palm Sunday, Jesus Washes the Disciple's Feet, Communion, Garden of Gethsemane, Trial, and Crucifixion.

2. Did everyone love Jesus?

Response: No! Many people loved Jesus, but others hated Him and wanted Him dead.

3. Why did Jesus go to the Garden of Gethsemane with His disciples?

Response: Jesus went there to pray before He was arrested.

4. What was your favorite event from Holy Week? What was your least favorite event?

Responses will vary.

5. How do you feel after learning about all of Holy Week?

Responses will vary.

6. What do we learn about God in this story?

Response: God loves us very much, God is serious about sin, God sent His Son to die for us, God is merciful, etc.

TRANSITION: Say, “Great job answering those questions. Holy Week is important because it tells us the story of how Jesus saved us and made us God’s children. I can’t wait to **tell the Good News!**”

RESPOND — 15 MINUTES

MATERIALS: | Holy Week Story Pictures | Yarn or String (1 12"-18" strand per child) | Hole Punch | Crayons | Scissors |

Say, “Today we learned A LOT about Holy Week. We started with Jesus’ entry into Jerusalem and ended with His death on the cross. Although it is sad, it is good news that shows us how much Jesus loves us! We can boldly **tell the Good News** of Jesus’ death, knowing we are free because of it! In fact, Jesus says for us to “Go everywhere in the world. Tell the Good News to everyone” (Mark 16:15). To help us remember what we’ve learned, we’re going to create a wristband with the events of Holy Week on it. It will be a great reminder for us to **tell the Good News** about Holy Week!”

- Give each child all of the Holy Week Story Pictures.
- Instruct each child to color the pictures and string them onto the string/yarn in the order the events happened. Have the children take turns explaining each picture as a refresher.
 - Palm Branch—Triumphal Entry of King Jesus
 - Feet—Jesus Washes the Disciples’ Feet
 - Bread and Juice—Communion
 - Pray—Prayer in the Garden
 - Gavel—Trial
 - Cross—Crucifixion
- Connect or tie the ends of the string together.
- Optional: Children can wear this band as a bracelet or necklace.

TRANSITION: Say, “Awesome job, everyone! Your Holy Week wristbands can help you remember our story, and you can even use it to **tell the good news** to your friends and family! Make sure you announce everything you learned today to your parents!”

MEMORIZE — 5 MINUTES

Say, “This month’s memory verse is about announcing Jesus. When you become a Christian, you get to tell the good news!” First, say the verse by yourself as you demonstrate the actions. Next, have the kids practice the actions with you. Finally, ask for volunteers who would like to try it by themselves.

“Go everywhere (point forward) in the world (make the shape of the earth with your arms). Tell the Good News (put your hands around your mouth) to everyone (open your arms wide).” Mark 16:15 (ICB)

CHALLENGE: Challenge the children to work together in small groups to put the verse to music! Then they can share their songs.

REFLECT — 5 MINUTES

Say, "Jesus gave everything for us, and now we can **tell the good news!** When we think about Jesus, let's remember to announce His good news to everyone we know!"

SAMPLE PRAYER: *"God, thank You for giving us Your Son, Jesus. We know you sent Him because of how much You love us! Help us understand your great love for us more and more every day. In Jesus' name, Amen."*


RELEASE —





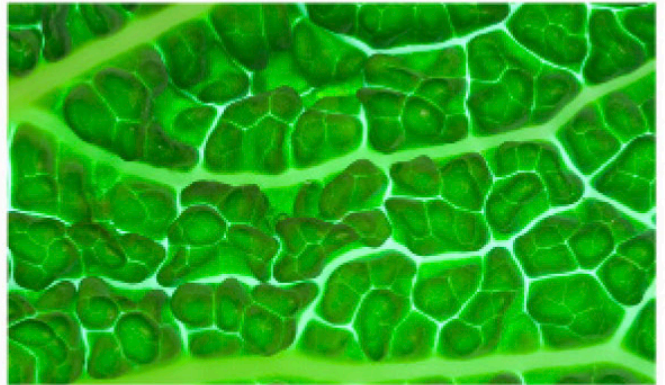

If there is extra time before parents arrive, you can have the children practice their memory verse again or review their Holy Week wristbands. When parents come to pick up their children, give them a copy of the monthly Parent Guide (downloadable).

GUIDE EXPLANATION:

1. Provides engaging questions and activities for families to continue discipleship at home.
2. Reviews what the children are learning each week.







CLOSE-UP PHOTOS ANSWER KEY

1. Dog Nose
2. Lego Hand
3. Baseball
4. Leaf
5. Lemon
6. Pasta
7. Fingerprint
8. Snail Shell

