



THE BIGGEST ANNOUNCEMENT

JESUS IS THE GOOD NEWS!

IPHC CHILDREN'S CURRICULUM

HOLY WEEK

BIBLE PASSAGE

Mark 11:8, 15:24, 37, 39; John 13:15; Luke 22:19-20, 63, 23:4; Matthew 26:39

BIG IDEA

Tell the Good News!

FOCUS VERSE

“Go everywhere in the world. Tell the Good News to everyone.” Mark 16:15 (ICB)

LESSON MATERIALS

| Puzzle Piece | Close Up Pictures | Answer Key | Holy Week Story Graphics | Tape | Holy Week Wristband | Crayons | Scissors |

GREET — 15 MINUTES

Connection questions to ask as the children arrive:

- What is your favorite snack?
- What is the strangest thing you have ever eaten?

WORSHIP — 10 MINUTES

Show your students that worship is important to you too! Join in worship with them!



TAKE A FEW MOMENTS TO EXPLAIN WHY PEOPLE RAISE THEIR HANDS IN WORSHIP. FOR EXAMPLE, ONE REASON WE DO THIS IS TO ACKNOWLEDGE OUR NEED FOR GOD.

PRAY — 5 MINUTES

Start the lesson by gathering the children for prayer.

SAMPLE PRAYER: “Jesus, we are grateful You want to be our friend! Teach us how to know you better, and help us understand Your Word!”

REVIEW — 5 MINUTES

Use the puzzle pieces to review prior units.

BACKGROUND: Say, “Do you remember how we’ve been talking all about Jesus the past few months? We’ve learned about His supernatural miracles, His great stories, and also what He says about our hearts. Well, this month, we are still going to talk about Jesus, but we’re going to focus on the end of Jesus’ life on earth. This month we are going to talk about ‘The BIGGEST Announcement.’ Did you know that

an announcement is just information one person tells others? Let me show you what an announcement sounds like: 'Lunch is ready!' or 'Guess what!' or 'Surprise!' Does that make sense? Who wants to put up our puzzle piece?"

TRANSITION: Say, "Let's play a game to get us ready for our story!"

ENGAGE — 10 MINUTES

MATERIALS: | Close up Pictures (8) | Answer Key |

Say, "Today's game today is all about announcing correct answers. Who thinks they can announce something nice and loud? GREAT! Let's get started!"

GAME GOAL: To analyze and correctly guess the identity of each picture.

HOW TO PLAY:

- Explain you will be showing the whole class a set of zoomed-in pictures (one at a time).
- Each child should raise their hand if they think they know what the picture is. Communicate that if you call on them, they can stand up and loudly announce what they think the image is.
- When all volunteers have guessed, you should announce the right answer using the answer key.

TRANSITION: Say, "Wow! That was hard, wasn't it! Great job announcing your answers. Just like in our game, today's story is all about announcements. Let's learn about how Jesus was announced on His last days on earth!"

LEARN — 15 MINUTES

MATERIALS: | Holy Week Story Graphics | Tape |



THERE WILL BE MANY OPPORTUNITIES FOR CHILDREN TO PARTICIPATE IN LEARNING TODAY. TO HELP KEEP YOUR KIDS FOCUSED, SAY, "I AM GOING TO NEED SOME HELP WITH OUR STORY, BUT I WILL ONLY CALL ON GOOD LISTENERS TO HELP ME. WHO THINKS THEY CAN BE A GOOD LISTENER?"

Say, "Today we will be learning about the last week of Jesus' life. We call this 'Holy Week.' During Holy Week, some wonderful things happened, but some really sad things happened too. We're going to take a close look at six events that will help us see the whole picture of why we want to **tell the Good News** of Jesus!"



EACH TIME YOU TEACH ABOUT A NEW EVENT IN HOLY WEEK, CHOOSE A CHILD TO PLACE THAT HOLY WEEK STORY GRAPHIC CHRONOLOGICALLY ON THE WALL.



Entry of King Jesus

The first Holy Week event happened when Jesus entered Jerusalem. Crowds of people were amazed by Jesus! So much so that "many people spread their coats on the road. Others cut (palm) branches in the fields and spread them on the road" (Mark 11:8). They all announced Jesus' coming!

TRANSITION: Although many people loved Jesus, others hated Him. They hated Jesus so much they decided to make a plan to kill Him.



Jesus Washes Feet

The second event that happened during Holy Week was when Jesus washed His disciples' feet. This was a job for a servant—not for Jesus, the King. But Jesus announced, “you should do as I have done for you” (John 13:15). Jesus announced we are to serve others.

TRANSITION: At this time, the evil people who wanted to kill Jesus were ready to start their plan by getting soldiers to take Him to jail.



Communion

At the third Holy Week event, Jesus started a new tradition we still celebrate: Communion. Jesus broke a piece of bread in half and announced that it was His body. Then, He held up a cup with juice and said that it was His blood. We take Communion to remember that Jesus died for us (Luke 22:19-20). Ask children if they've ever seen someone take Communion. Stop and answer questions as needed.

TRANSITION: Jesus knew He was about to be arrested, so He told His disciples He was going to die. However, He also told them not to worry, because He was also going to come back to life!



Prayer in the Garden

The fourth event of Holy Week takes us to a garden. Jesus knew He was going to be killed, so He took his disciples to the Garden of Gethsemane to pray (Matthew 26:29). In the hardest moments of Jesus' life, He talked to God, His Father. In the Garden, Jesus announced that God is trustworthy, and He showed us how to be obedient.

TRANSITION: Jesus knows He is going to die. The people who planned to kill Jesus came to the garden, arrested Jesus, and took Him away.

**** STOP here if you are having a Good Friday service and continue the lesson at that time ****



Trial

At the fifth Holy Week event, Jesus stood in front of a judge, because some people had told lies about Him. But Jesus was perfect. They couldn't find anything wrong with what Jesus had done, but they announced they were going to kill Him anyway (Luke 23:4).

TRANSITION: After this, Jesus—the perfect Man—was hurt for our mistakes.



Crucifixion

The sixth and final event of Holy Week was Jesus' death. Jesus chose to take the worst punishment imaginable, even though He didn't deserve it (Mark 15:24), so we wouldn't have to be punished for our sins. The officer who crucified Jesus announced, “This man really was the Son of God” (Mark 15:39).

TRANSITION: Say, "That's a difficult story to hear, isn't it? Sometimes it's hard to understand, and sometimes it doesn't make sense to us. But I have some good news for you! Our story doesn't end there and we get to tell the Good News! Next week, we will talk about the BEST announcement, but I'm going to give you a hint: Jesus doesn't stay dead for long! Let's get ready to talk about what we've learned together."

DISCUSS — 10 MINUTES

Discuss the events from above: Say, "Now that we've talked about the main events from Holy Week, let's see what we've learned."



USE THE STORY GRAPHICS TO HELP WITH THE QUESTIONS.

1. What are some events of Holy Week?

Response: Holy Week celebrates the days of Jesus' life starting with Palm Sunday and ending with Easter. The events of Holy Week include Palm Sunday, Jesus washing the disciple's feet, The Lord's Supper, Jesus' prayer in the Garden of Gethsemane, His Trial, and His Crucifixion.

2. Did everyone love Jesus?

Response: No! Many people loved Jesus, but others hated Him and wanted Him dead. For example, some people were jealous of the attention He was receiving, and others didn't like how His teaching corrected their sin.

3. Why did Jesus wash His disciples' feet?

Response: Jesus washed their feet to teach the disciples how to serve one another.

4. What was your favorite event from Holy Week? What was your least favorite event?

Responses will vary.

5. How do you feel after learning about all of Holy Week?

Responses will vary.

6. What do we learn about Jesus in this story?

Response: Jesus loves us very much. Jesus obeyed God. Jesus is perfect, etc.

TRANSITION: Say, "Great job answering those questions. Holy Week is important because it tells us the story of how Jesus saved us and made us God's children. I can't wait to **tell the Good News!**"

RESPOND — 15 MINUTES

MATERIALS: | Holy Week Wristband | Crayons | Tape | Scissors |

Say, "Today we learned A LOT about Holy Week. Although some parts of the story are sad, it shows us how much Jesus loves us! We can boldly tell the Good News of Jesus' death, knowing we can be saved because of it. Today we'll be making a 'Wrist Reminder.' It will help us remember to **tell the Good News** about Holy Week!"

- Give each child a Holy Week Wristband and let them color it in.

- Briefly explain each graphic as the children color:
 - Palm Branch—Triumphal Entry of King Jesus
 - Feet—Jesus Washes His Disciples' Feet
 - Bread and Juice—The Lord's Supper (Communion)
 - Pray—Jesus' Prayer in the Garden
 - Gavel—Jesus' Trial
 - Cross—Crucifixion of Jesus
- Tape the ends of the strip together so the children can wear it as a "Wrist Reminder."
- Cut off the band's excess ends.

TRANSITION: Say, "Your 'Wrist Reminders look amazing! Let's use them to **tell the Good News** to our friends and family! Make sure you announce everything you learned today to your parents!"

MEMORIZE — 5 MINUTES

Say, "This month's memory verse is about announcing Jesus. When you become a Christian, you get to **tell the Good News!**" First, say the verse by yourself as you demonstrate the actions. Next, have the kids practice the moves with you. Finally, ask for volunteers who would like to try it by themselves.

"Go everywhere (point forward) in the world (make the shape of the earth with your arms). Tell the Good News (put your hands around your mouth) to everyone (open your arms wide)." Mark 16:15 (ICB)

CHALLENGE: Challenge the children to work together in small groups to put the verse to music! Then they can share their songs. If you have instruments in the classroom, you can use those to make music, and if not, they could make their own "shaker" with empty water bottles and rice.

REFLECT — 5 MINUTES

Say, "Jesus gave His life for us, and now we get to **tell the Good News!** When we think about Jesus, let's remember to announce His love to everyone we know."

- Ask, "Who are some people you can announce the Good News to this week?"

SAMPLE PRAYER: *"God, thank You for giving us Your Son, Jesus. We know you sent Him because of how much You love us! Help us understand your great love for us more and more every day. In Jesus' name, Amen."*


RELEASE —





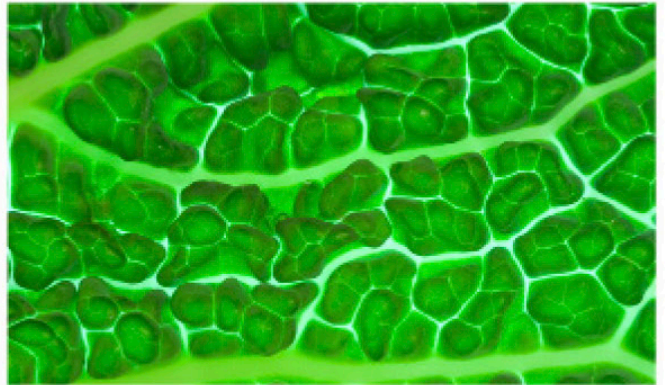

If there is extra time before parents arrive, have the children practice their memory verse again or review their "Wrist Reminders." Also, don't forget to give parents a copy of this month's Parent Guide (downloadable).

GUIDE EXPLANATION:

1. Provides engaging questions and activities for families to continue discipleship at home.
2. Reviews what the children are learning each week.







CLOSE-UP PHOTOS ANSWER KEY

1. Dog Nose
2. Lego Hand
3. Baseball
4. Leaf
5. Lemon
6. Pasta
7. Fingerprint
8. Snail Shell

