



UNBELIEVABLE

JESUS' RESURRECTION APPEARANCES

IPHC CHILDREN'S CURRICULUM

JESUS APPEARS TO DISCIPLES

BIBLE PASSAGE

John 20:19; Luke 24:37-41 (ICB)

BIG IDEA

Jesus does the unbelievable.

FOCUS VERSE

“Stop doubting and believe.” John 20:27 (NIV)

LESSON MATERIALS

| Puzzle Piece | Picture Charade Cards | Spinner Template | Straw (or 6” Wooden Craft Dowels, Pipe Cleaners) | Glue Sticks or Tape | Crayons |

GREET — 15 MINUTES

Connection questions to ask as the children arrive:

- What is your favorite color?
- What is your favorite game?

WORSHIP — 10 MINUTES

Many kids will go through their entire lives without knowing why we worship unless we teach them. Don't leave your students to figure it out on their own. Say, “Did you know the Bible says we have been created to worship God? Isaiah 43:21 says that God made us to praise Him!” Provide some examples to help the children understand what worship is: We worship God when we sing to Him and raise our hands to Him. We also worship Him when we obey Him and love others.

PRAY — 5 MINUTES

Gather the children for prayer. Choose someone to pray for the day.



ENCOURAGE DIFFERENT CHILDREN TO PRAY AT THE START OF EACH CLASS. REMIND THE KIDS THAT GOD LOVES HEARING FROM EACH OF THEM.

SAMPLE PRAYER: “Jesus, thank You for being with us every single day—even when we don't think about it. Thank You for everyone you've brought here to learn. Help us know You a little better by the end of this class. We love You. In Jesus' name, Amen.”

REVIEW – 5 MINUTES

Review previous units using the weekly puzzle pieces.

BACKGROUND: Say, “I can’t believe how much we’ve learned about Jesus already! Do you remember last month when we learned that Jesus had risen from the dead? Well, this month, we have a new unit about Jesus. This one is called ‘Unbelievable.’ Can everyone say that with me? Unbelievable means that something is so incredible and so surprising that it’s hard, almost impossible, to believe! Let’s put up our first unbelievable puzzle piece on the wall.”

TRANSITION: Say, “Who wants to play a game before reading our first unbelievable story this month?”

ENGAGE – 10 MINUTES

MATERIALS: | Picture Charade Cards |

Say, “Today we are going to play Charades! But here’s the catch: All of the charades will be about something from our story. Let’s play!”

GAME GOAL: To get the class to guess what charade you’re acting out without talking or making noises.

HOW TO PLAY:

- Choose one person to act out the picture charade card.
- The class will try to guess what the person is acting out.
- Once the class guesses correctly, choose another volunteer.
- Remind everyone that there are no winners and losers in this game.

TRANSITION: Say, “Great job guessing all of those actions! Now, let’s see what all of these charades have to do with our story.”

LEARN – 10 MINUTES

Say, “The story we will be reading today is called, *Jesus Appears* (or “shows up”) *to His Followers*. Remember last month when we learned that Jesus died but then came back to life? Well, in today’s story, the disciples have heard that Jesus is alive, but they haven’t seen Him yet. This story is going to sound unbelievable! Who’s ready to hear it?” Read John 20:19 and Luke 24:37-42 (ICB).



USE THE “CHARADE CARDS” TO REFER TO WHILE READING THE STORY.

19 It was the first day of the week. That evening Jesus' followers were together. The doors were locked, because they were afraid of the Jews. Then Jesus came and stood among them. He said, "Peace be with you!" 37 They were fearful and terrified. They thought they were seeing a ghost. 38 But Jesus said, "Why are you troubled? Why do you doubt what you see? 39 Look at my hands and my feet. It is I myself! Touch me. You can see that I have a living body; a ghost does not have a body like this." 40 After Jesus said this, he showed them his hands and feet. 41 The followers were amazed and very happy. They still could not believe it. Jesus said to them, "Do you have any food here?" 42 They gave him a piece of cooked fish. 43 While the followers watched, Jesus took the fish and ate it.

Say, "What an unbelievable story! Jesus must've shocked His followers."

- Ask, "Who can name one unbelievable thing from the story we just read?" (Example response: They thought Jesus was a ghost and saw Jesus walk in through a locked door.

"Isn't it awesome that we get to serve and worship a God who does the unbelievable! Jesus doesn't have to follow our rules or do what we expect. He is bigger and better than that! **Jesus does the unbelievable.**"

TRANSITION: Say, "Let's talk about our story!"

DISCUSS — 10 MINUTES

Discuss the story: Say, "Alright, let's talk about the Bible story."

1. Who does the unbelievable?

Response: Jesus.

2. Why did they think Jesus was a ghost?

Response: They didn't believe Jesus was alive, so when they saw Him, they were surprised. Jesus seemed like a ghost because He suddenly appeared in the room without using the door.

3. Why do you think Jesus told His followers to touch Him?

Response: Jesus was proving He was really there and that He wasn't a ghost. He wanted them to feel the nail holes in His hands and His feet, so they would know He was the same Jesus, but that He had risen from the dead.

4. Why do you think this story is important to us?

Response: Answers will vary.

5. What do we learn about God in this story?

Response: God wants a relationship with us, God brings peace, God is alive, God loves His friends, God proves His words are true, etc.

TRANSITION: Say, "Great job answering those questions! **Jesus really does the unbelievable**, doesn't He? Let's do an activity to help us remember our story."

RESPOND — 15 MINUTES

MATERIALS: | Spinner Template | Straw (or 6" Wooden Craft Dowels or Pipe Cleaners) | Glue Sticks or Tape | Crayons |

Say, "We get to make a craft about the story we learned today! We are going to make something called a Story Spinner. Who's ready to see how to do that?" (Craft created by Connectible.)

- Give each child one pre-cut spinner template and one straw.
 - Cut along the outside of the spinner template. (Note: Do not cut the middle line separating the disciples and Jesus).
- Color the spinner template. Then fold it together on the middle line so that both images are facing out.
- Glue or tape the straw in the bottom middle of the inside of the fold.
- Finally, glue or tape the spinner closed around the straw.
- **FINAL PRODUCT:** The children will quickly spin the straw to see Jesus appear and disappear from the disciples' view.

TRANSITION: Say, "Your crafts look awesome! Now we can share the unbelievable story of Jesus appearing to his followers through a locked door. Remember, **Jesus does the unbelievable.**"

MEMORIZE — 5 MINUTES

Say, "I have good news for you: We have a brand-new Bible verse, and I think you'll be able to remember it easily: The verse only has four words. But it's powerful!" Tell the children that this verse contains words Jesus spoke to His followers when He appeared to them. Read it one time through, do the actions, and then invite everyone to do it with you.

*"**Stop doubting** (Extend your left hand, palm upward. Sharply bring the side of your right hand down to your left palm in a "chopping" motion) **and believe** (point to both of your temples)." **John 20:27 (NIV)** (hold your hands like a book)*



OUR ACTION FOR "STOP DOUBTING" IS THE SAME AS THE AMERICAN SIGN LANGUAGE MOTION FOR "STOP." LOOK ONLINE FOR THE MOTION FOR "STOP" FOR A SIMPLE VISUAL.

CHALLENGE: Have the children say the verse at different speeds. You can even have a competition to see who can say it the slowest, the fastest, or with the best accent!

REFLECT — 5 MINUTES

Say, "Can you believe that we get to have a relationship with Jesus, who does unbelievable things?! He wants to do the unbelievable in your life too. Would anyone like to pray for us before we leave?" Take prayer requests.



DURING THIS PART OF THE LESSON, ALWAYS ASK FOR PRAYER REQUESTS. WE WANT TO MAKE SURE WE ARE PRAYING FOR THE NEEDS OF OUR KIDS - NO MATTER HOW SMALL.










SAMPLE PRAYER: *“Jesus, we love You! You are amazing, powerful, and unbelievable. You deserve all of our praise and worship! Help us see how unbelievable You are every day. In Jesus’ name, Amen.”*

RELEASE —

If there is extra time before parents arrive, play another game of Charades or complete unfinished crafts. You could also have the children retell the Bible story to a partner.

CHARADE CARDS

Directions: Cut the charade cards out. Fold the cards in half and place them in a small bin.

<p>SCARED/AFRAID</p> 	<p>HAPPY/JOYFUL</p> 
<p>LOCKING</p> 	<p>GHOST</p> 
<p>HAND</p> 	<p>SEEING/WATCHING</p> 
<p>FEET</p> 	<p>FISH</p> 
<p>EATING/FOOD</p> 	<p>DOOR/KNOCKING</p> 