



# HEARTWORK

WHAT JESUS SAYS ABOUT THE HEART



**ROOTED**  
IPHC KIDS' CURRICULUM  
- EST. 2020 -

# HEARTWORK

## UNIT 3- HEARTWORK: WHAT JESUS SAYS ABOUT THE HEART

**WRITER - TIFFANY CRISP**  
**MANAGING EDITOR - KRISTI CAIN**  
**EDITOR (PRE-K) - JENNIFER MCGHEE**  
**DESIGNER - KATE KALVACH**



# HEARTWORK

## MONTHLY PREPARATION GUIDE

### UNIT 3-PRE-K

In the *Heartwork* unit, we focus on four teachings of Jesus and what He says about our hearts. Each week, the kids will be learning about a different person that Jesus encounters who has a heart problem. The verse the class will be memorizing (and praying) is Psalm 51:10—“Create in me a pure heart, O God.” Be sure to emphasize that Jesus cares deeply about each person’s heart. Join in with the children as they discover how Jesus wants to make their hearts pure like His!

#### WEEK 1

**LESSON MATERIALS:** Puzzle Piece (1 per class), *Who is the Greatest?* 4-Square (1 per child), Small Heart Stickers (4 per child), Crayons

#### WEEK 2

**LESSON MATERIALS:** Puzzle Piece (1 per class), *Need/Want Labels* (1 set cut out per class), *Need/Want Pictures* (1 set cut out per class), Tape (1 roll per class), *The Rich Young Man* Page (1 per child), Crayons

#### WEEK 3

**LESSON MATERIALS:** Puzzle Piece (1 per class), *Angry/Joyful Heart* Page (1 per child), Brass Fasteners (3 per child), Scissors, Crayons

#### WEEK 4

**LESSON MATERIALS:** Puzzle Piece (1 per class), Crown (1 per class), *Unforgiving and Forgiving Hearts* Page (1 pair of hearts per child), Crayons

# WHO IS THE GREATEST?

## BIBLE PASSAGE

Mark 9:33-35 (ICB)

## BIG IDEA

Jesus wants to make our hearts pure.

## FOCUS VERSE

“Create in me a pure heart, O God.” Psalm 51:10a (NIV)

## LESSON MATERIALS

| Puzzle Piece | *Who is the Greatest?* 4-Square | Small Heart Stickers | Crayons |

## GREET — 15 MINUTES

Connection questions to ask as the children arrive:

- What is your favorite subject at school? Why?
- If you could transport yourself anywhere, where would it be? Why?

## WORSHIP — 10 MINUTES

Make worshipping with your kids a priority! Worship is formational and foundational. Worship trains us to refocus our attention to God, and it reminds us of how great He is.



IF YOU HAVE NEVER KNEELED IN WORSHIP WITH YOUR CLASS, MODEL IT THIS WEEK. CHOOSE A SLOWER SONG AND SAY, “KNEELING IS ONE WAY WE CAN WORSHIP GOD AND SHOW HIM WE LOVE HIM. WHO WILL TRY IT WITH ME?”

## PRAY — 5 MINUTES

Start the lesson by gathering the children for prayer. Allow a willing child to pray.

**SAMPLE PRAYER:** “Jesus, thank You for bringing us here today. We invite You to teach us how to follow You. We love You. In Jesus’ name, Amen.”



TEACHERS, WHEN YOU PRAY OUT LOUD FOR YOUR CLASS, DON’T ONLY RECITE THE PRE-WRITTEN PRAYERS. SPEAK FROM THE HEART. IT IS GOOD FOR CHILDREN TO LEARN THAT PRAYER DOES NOT HAVE TO BE PERFECT. KIDS LEARN TO PRAY FROM PEOPLE LIKE YOU.

**REVIEW — 5 MINUTES****MATERIALS:** | Puzzle Piece |

**BACKGROUND:** Say, “Do you remember when we talked about the parables (stories) of Jesus last month? We heard some incredible secrets! Well, this month, we are starting a brand-new group of lessons called *Heartwork*. Over the next four weeks, we are going to see what Jesus taught about our hearts. Jesus loves our hearts a lot! He loves them so much that He talked about our hearts ALL the time because **Jesus wants to make our hearts pure!** Who wants to put our first puzzle piece on the wall for this month?”

**TRANSITION:** Say, “Alright, let’s do an activity to get us ready to hear our story for today!”

**ENGAGE — 10 MINUTES**

Say, “Today’s story is called ‘Who is the Greatest?’ Who thinks they are the greatest? (Keep this moment lighthearted.) Hmm... Well, we are about to find out!”

**GAME GOAL:** Children will order themselves from greatest to least in each given scenario.

**HOW TO PLAY:**

1. Children will order themselves from “greatest to least” by:
  - Age, Height, Shoe Size, Arm Length, etc.

**CHALLENGE:** After they complete the first scenario, try having the kids order themselves without talking.

**TRANSITION:** Say, “Great job ordering yourselves from greatest to least! Let’s see who Jesus says the greatest person is.”

**LEARN — 15 MINUTES**

Say, “This story starts at the time when twelve of Jesus’ followers were arguing about who was the best. Have you ever wanted to be the best? It is normal to want to be better than everyone, but Jesus had something surprising to tell His arguing friends.” Read Mark 9:33-35 (ICB).

*TELL THE STORY IN YOUR OWN WORDS OR USE THE PASSAGE BELOW.*

**<sup>33</sup> Jesus and his followers went to Capernaum and went into a house there. Then Jesus said to them, “What were you arguing about on the road?” <sup>34</sup> But the followers did not answer, because their argument on the road was about which one of them was the greatest. <sup>35</sup> Jesus sat down and called the 12 apostles (disciples) to him. He said, “If anyone wants to be the most important, then he must be last of all and servant of all.”**

Say, “Wow! That story is a little bit confusing! Jesus says if we want to be the greatest, we need to be last. Wait... WHAT?!”

Ask, “*Who is normally the greatest person?* Right! The smartest people, the famous people, the ones who win, and the strongest people. But, Jesus taught something different, and it is nothing like how we think. He says, if you want to be the greatest, you must *serve* other people and be *last*. This is how **Jesus wants**

**make our hearts pure.** When we serve others, we help them do something, we let them go first, or give them the best toy. Jesus says we should help others be first like He put us first. Did you know that Jesus served us by dying on the cross to save us? No one has ever served and helped us like Jesus. He can even help us be like Him and help us put others first!”

**TRANSITION:** Say, “Jesus wants to make our hearts pure. He wants us to serve!”

## DISCUSS — 10 MINUTES

Say, “Wow! Jesus has so much to teach us about our hearts! Let’s talk more about our story.”

### 1. Who wants to make our hearts pure?

Response: **Jesus wants to make our hearts pure.**

### 2. What were the disciples arguing about?

Response: They argued about who was the greatest follower.

### 3. Who does Jesus think the greatest people are?

Response: A person who serves like Jesus and is last will be great.

### 4. What kind of heart does Jesus want to give us?

Response: Jesus wants to give us a pure heart that serves.

### 5. How can you be a servant or put others first this week?

Response: Clean a sibling’s room, help with the dishes, make something for someone, hug a friend, brag on a friend, tie someone’s shoe, help a friend with homework, invite someone alone to sit or play with you.

### 6. What did we learn about Jesus today?

Response: **Jesus wants to make our hearts pure**, Jesus knows everything, Jesus serves us, Jesus teaches us, Jesus wants us to serve others and out ourselves last, etc.

**TRANSITION:** Say, “What great answers to these questions! Let’s be thinking about how we can serve people by putting them first.”

## RESPOND — 15 MINUTES

**MATERIALS:** | *Who is the Greatest?* 4-Square | Small Heart Stickers (4 per child) | Crayons |

Say, “Today, we are going to do an activity where we have to find the greatest person. Remember, Jesus said the greatest people are the ones who are ‘the last of all and servant of all.’ It is the ones who serve. **Jesus wants to make our hearts pure.**”

### INSTRUCTIONS:

1. Give each child a *Who is the Greatest?* 4-Square activity sheet and four heart stickers.
2. Help the children discover who the greatest person is in each picture and put a red heart over the greatest person to highlight the person with a pure heart.
3. Once all of the “greatest” people in each picture have been identified with a heart sticker, allow the children to color in the remainder of the activity sheet.

**TRANSITION:** Say, “Awesome job discovering who the ‘greatest’ person is according to Jesus. Now, let’s

practice this month's memory verse."

## MEMORIZE — 5 MINUTES

Say, "We get to memorize the Bible again! We will be practicing a new memory verse this month that reminds us to ask God for a pure heart. This just means we are asking Him to make our hearts good like His." First, say the verse by yourself as you demonstrate the actions. Then, have the kids practice it with you. Finally, ask for volunteers who would like to try it by themselves.

*"Create (pretend you are shaping a piece of clay) in me a pure heart (make a heart shape with your hands), O God (point up)." Psalm 51:10a (NIV) (hold your hands out like a book)*

**CHALLENGE:** Have the children draw pictures of the verse on whiteboards. For example, they could draw a person (to represent "me"), a heart (to represent a "pure heart"), and a cross (to represent "God"). Then, have them point to the appropriate picture as you recite the verse together.

## REFLECT — 5 MINUTES

Say, "**Jesus wants to make our hearts pure!** Did you know that God says He can give us NEW hearts (Ezekiel 36:26)? He gives us new hearts that love Him and want to do what He asks. Let's ask Jesus to help our hearts be pure and good. We can even pray our memory verse back to God." Ask for any prayer requests.



BEFORE PRAYING, TELL EACH PERSON TO PUT THEIR HANDS ON THEIR HEARTS WHILE YOU PRAY OVER THEM.

**SAMPLE PRAYER:** *"Jesus, help us put others first, and teach us to serve like You. We ask that You create in us a pure and good heart. Thank You for hearing our prayers and answering them in better ways than we could think to ask! In the lovely name of Jesus, Amen."*

## RELEASE —

If there is extra time, have the children practice their memory verse again, replay the ENGAGE game, etc. When parents arrive, give them a copy of the monthly Parent Guide (downloadable).

### PARENT GUIDE GOALS:


1. To provide engaging questions and activities for family discipleship.
2. To review what the children are learning each week.

Don't forget to tell each parent at least one encouraging thing about their child today!

# WHO IS THE GREATEST?

"If anyone wants to be the most important, then he must be the last of all and servant of all." Mark 9:35 (ICB)

**Jesus wants to make our hearts pure!**







# THE RICH YOUNG MAN

## BIBLE PASSAGE

Matthew 19:16-17, 20-22 (ICB)

## BIG IDEA

Jesus wants to make our hearts pure.

## FOCUS VERSE

“Create in me a pure heart, O God.” Psalm 51:10a (NIV)

## LESSON MATERIALS

| Puzzle Piece | *Needs/Wants Labels* | *Needs/Wants Pictures* | Tape | *The Rich Young Man Page* | Crayons |

## GREET — 15 MINUTES

Connection questions to ask as the children arrive:

- What is your favorite board game?
- What is your favorite T.V. show?



IF YOU DO NOT KNOW EACH CHILD'S BIRTHDAY, FIND OUT SO YOU CAN ACKNOWLEDGE THEM ON THEIR SPECIAL DAY.

## WORSHIP — 10 MINUTES

If you have never done it in class, finish the worship time lying on your backs. End worship with a slower song and say, “We can worship God all the time and in different ways. Sometimes, we sing loud or raise our hands, and other times we can be calm and quiet. So, today, we are going to end our worship time by lying on our backs while we sing a calmer song. You can quietly sing and think about God. Let’s try it.”

## PRAY — 5 MINUTES

Gather the children for prayer.

**SAMPLE PRAYER:** “Jesus, thank You for being with us. Please make our hearts pure and good who love You the most. Change us to be more like You as we learn a new story today. We love You. In Jesus’ name, Amen.”

## REVIEW — 5 MINUTES

**MATERIALS:** | Puzzle Piece |

**BACKGROUND:** Say, “Last time we were together, we started some new lessons called *Heartwork* where we started reading what Jesus says about our hearts. In our first story, we talked about the story ‘Who is the Greatest?’ Do you remember when Jesus’ followers were fighting over who was the greatest? That is not what Jesus wanted, was it? No! Jesus said that the one who helps people and who put others first is the greatest! They are the ones with pure and good hearts! Today, we are going to learn about the heart of another person in the Bible. Who would like to place this week’s puzzle piece on the wall?”

**TRANSITION:** Say, “Let’s play a game to help us get ready to hear about what Jesus taught!”

## ENGAGE — 10 MINUTES

**MATERIALS:** | *Need/Want Labels* | *Need/Want Pictures* | Tape |

Say, “Today, we will be playing a game about needs and wants. Can someone tell me what the word ‘need’ means? What about the word ‘want’? Great job! Let’s listen to the directions of the game and see who can figure out which pictures are *needs* and which pictures are *wants*.”

**GAME GOAL:** To help children understand the difference between what they need and what they want.

### HOW TO PLAY:

1. Tape the “Needs” label to the wall on one side of the room and the “Wants” label on the opposite wall.
2. Instruct the children to stand in the middle of the room between the two labels on the walls.
3. Show the *Needs/Wants Pictures*, one at a time, saying, “Is this something that you NEED to live or is this something you WANT?”
4. After you show each picture, instruct children to walk either to the “Needs” or “Wants” side of the room depending on which label the picture matches up with.
5. After each person picks a label to stand next to, tell the class the right answer, and explain why it is considered a “Need” or “Want.”
  - “Needs” include water, food, home, and clothes. “Wants” include TV, phone, gaming system, bed, couch, toys.

**TRANSITION:** Say, “You did a great job with the game! Now, let’s read our story to find out if the man’s heart knows what he really needs and what he wants.”

## LEARN — 15 MINUTES

Say, “Today, we will read about a rich young man who meets Jesus. Let me give you a hint: This man has a problem with his heart. Remember: **Jesus wants to make our hearts pure**. Let’s see what is wrong with the man’s heart in our story.” Read Matthew 19:16-17, 20-22 (ICB) to your class.

TELL THE STORY IN YOUR OWN WORDS OR USE THE PASSAGE BELOW.

**16** A man came to Jesus and asked, “Teacher, what good thing must I do to have life forever (go to heaven)?” **17** Jesus answered, “... If you want to have life forever, obey the commands (or commandments).” **20** The young man said, “I have obeyed all these things. What else do I need to do?” **21** Jesus answered, “If you want to be perfect, then go and sell all the things you own. Give the money to the poor. If you do this, you will have a treasure in heaven. Then come and follow me!” **22** But when the young man heard this, he became very sad because he was very rich. So he left Jesus.

Say, “Wow! That was an interesting story. The rich man had a heart problem, didn’t he?”

Ask, “*What do you think the rich man’s heart problem was?* The rich man loved money more than he loved Jesus. The rich man said he followed all of God’s rules, but Jesus wanted something even more special: the rich man’s heart! Did you know that Jesus knows and loves your hearts more than anyone else? If you have a heart that does not love Jesus the most, you can ask God to change your heart because **Jesus wants to make our hearts pure.**”

**TRANSITION:** Say, “One way to have a pure heart is by giving our money and stuff to other people who need it more than us. This is called being generous. This could be how **Jesus wants to make our hearts pure.** Who thinks they can help someone by giving them something you have? Great!”



CLARIFY THAT JESUS IS NOT ASKING US TO GIVE UP ALL OF OUR “WANTS.” INSTEAD, HE IS HELPING OUR HEARTS LOVE HIM MORE THAN ANYTHING ELSE (INCLUDING OUR MONEY AND STUFF).

## DISCUSS – 10 MINUTES

Say, “Let’s talk about our story together.”

### 1. What kind of heart does Jesus want us to have?

Response: **Jesus wants to make our hearts pure** by helping us give generously.

### 2. Is Jesus telling us to sell everything we own and give it to the poor?

Response: No. Jesus knew this man had a heart problem and loved his money and things more than he loved God.

### 3. Why was the rich man sad?

Response: He didn’t want to give all of his stuff away. He realized he loved money more than anything else. Nothing will make us happy if we don’t put Jesus first.

### 4. What are some ways you can be giving and generous this week?

Response: I can give a friend one of my toys I know they like. I can watch a movie or play a game that was not my choice. I can give my chore money to someone who needs it. I can use my free time to help my parents around the house.

### 5. What did we learn about Jesus today?

Response: **Jesus wants to make our hearts pure**, Jesus is giving, Jesus wants us to love Him the most, Jesus loves our hearts, etc.

**TRANSITION:** Say, "We think we NEED things to be happy, but Jesus taught that we NEED Him most of all. What a great discussion! Let's make a craft together."

## RESPOND — 15 MINUTES

**MATERIALS:** | *The Rich Young Man Page* | Crayons |

Say, "We are going to keep thinking about pure hearts while we make our craft. What did the rich young man love most? Right! He loved his money most. To remind us of our story, let's color the rich young man's heart!"

### INSTRUCTIONS:

1. Give each person a *The Rich Young Man Page* and crayons.
2. In the money pouch, the children can draw in money to show that the rich man loved money more than he loved Jesus.
3. Encourage the children to color the heart in sad colors (blue, purple, black, gray, brown) to show that the rich young man's heart was not good and pure.

**TRANSITION:** Say, "What a great reminder of our story! Remember, **Jesus wants to make our hearts pure.** This means loving Jesus more than anything else! Let's practice this month's memory verse together."

## MEMORIZE — 5 MINUTES

Say, "It is memory verse time! If you remember, we are practicing the memory verse we learned last week. It talks about asking God for a pure heart. Does anyone think they can say it by themselves?"

*"Create (pretend you are shaping a piece of clay) in me a pure heart (make a heart shape with your hands), O God (point up)." Psalm 51:10a (NIV) (hold your hands out like a book)*

**CHALLENGE:** Week after week, if the kids are not able to remember the verse, set up a verse memorization competition. For example, whoever can say this month's verse by memory gets a reward.



THE REWARDS DO NOT HAVE TO BE TREATS OR GIFTS. THE REWARD COULD BE RECITING THEIR VERSE TO THE CLASS, A ROUND OF APPLAUSE, HIGH-FIVES FROM EVERYONE IN THE CLASS, STICKERS, EXTRA FREE-TIME, ETC.

## REFLECT — 5 MINUTES

Say, "**Jesus wants to make our hearts pure,** and He knows exactly how to do it. Instead of being like the rich young man, Jesus can help our hearts want to give! Isn't that great? Let's pray and ask Jesus for giving, pure hearts!"

**SAMPLE PRAYER:** "Jesus, please create a pure heart in every person here. Help us be more giving. Teach us to care about You and other people more than ourselves. In Jesus' name, Amen."

## RELEASE —


If there is extra time before parents arrive, have the children practice their memory verse again, act out the story, or encourage the kids to use *The Rich Young Man's* Page to retell the story to a classmate.

# NEEDS / WANTS LABELS

NEEDS

WANTS

# NEEDS / WANTS PICTURES






# NEEDS / WANTS PICTURES




# NEEDS / WANTS PICTURES



# THE RICH YOUNG MAN



**JESUS WANTS US TO LOVE HIM AND OTHERS MOST!**



# MARTHA'S ANGER WITH MARY

## BIBLE PASSAGE

Luke 10:38-42 (ICB)

## BIG IDEA

Jesus wants to make our hearts pure.

## FOCUS VERSE

"Create in me a pure heart, O God." Psalm 51:10a (NIV)

## LESSON MATERIALS

| Puzzle Piece | *Angry/Joyful Heart* Page | Brass Fasteners | Scissors | Crayons |

## GREET — 15 MINUTES

Connection questions to ask as the children arrive:

- If you could see any animal in the world, which one would you see? Why?
- What is your favorite place to go out to eat?

## WORSHIP — 10 MINUTES

Change things up by distributing children's musical instruments (maracas, tambourines, small drums, etc.). As the children play along with the songs, explain that God loves it when we sing AND when we play our instruments for Him.

## PRAY — 5 MINUTES

Gather the children together for prayer.

**SAMPLE PRAYER:** *"Jesus, thank You for being a God who is always with us—even without us asking. Change our hearts to be pure and good like Yours! We want to be like You. Help us understand what You want us to learn from the Bible story today. In Jesus' name, Amen."*



REMINDE THE CHILDREN THAT PRAYER TIME IS ONE OF THE MOST IMPORTANT PARTS OF OUR DAY, BECAUSE WE GET TO TALK WITH GOD. EXPLAIN THAT A CONVERSATION IS NOT ONE-SIDED. WE TALK TO JESUS AND LISTEN TO HIM WHEN HE SPEAKS.

## REVIEW — 5 MINUTES

**MATERIALS:** | Puzzle Piece |

**BACKGROUND:** Say, “We are in the third week of our *Heartwork* lessons. Can someone tell the class what we have been learning about? Right! We have been learning how **Jesus wants to make our hearts pure** (or good) because Jesus loves our hearts so much! Do you remember in the first week, when talked about Jesus’ disciples wanting to be the greatest? Then, last week, we read about a rich young ruler who loved his money more than anything else. These people needed Jesus to do a heart-work in them, didn’t they? Today, we get to read another story about hearts! Who would like to place our puzzle piece on the wall?”

**TRANSITION:** Say, “Alright, let’s prepare for our story!”



IF CHILDREN ARE HAVING A HARD TIME TRANSITIONING FROM ONE ACTIVITY TO ANOTHER, COME UP WITH A SIGNAL OR SOUND THAT LETS THE CHILDREN KNOW IT IS TIME TO STOP WHAT THEY ARE DOING AND START SOMETHING ELSE.

## ENGAGE – 10 MINUTES

Say, “Today, we are going to be playing a game called *Only One Thing*. For this game, we are going to pretend, and you have to choose the MOST important thing! Can you do that? Great! Let’s play it together!”

**GAME GOAL:** Children must only choose one item as the most important object in each scenario.

### HOW TO PLAY:

1. Read off the list of scenarios (below). The children will choose which item they think is MOST important from each list. \*Correct answers are bolded.
  - If you were stuck on a boat in the middle of the ocean, which item would be most important? **a bottle of water**, a T.V., or a suitcase
  - If you were trapped outside in the pouring rain, which item would be most important? soccer shoes, gloves, or **an umbrella**
  - If you didn’t know how to swim, which item would be most important? a swimsuit, **a floatie**, or goggles
  - If it was nighttime and too dark to see anything outside, which item would be most important? sunglasses, a dog, or **a flashlight**
  - If you lived outside in the ice and snow, which item would be most important? a cell phone, **a coat**, or a whistle
  - If you were sick, which item would be most important? **medicine**, a toothbrush, cereal
2. After the children answer each scenario, ask them to explain why they chose that answer.
3. Finally, reveal the correct answer and explain why it is the most important.

**TRANSITION:** Say, “Great job choosing the most important things! Sometimes we get confused and think everything is important when only one thing is REALLY important. Let’s read our story to see what Jesus says is most important!”

## LEARN – 15 MINUTES

Say, “Today, we will read about two women named Mary and Martha. Jesus uses their story to teach us a lesson about pure hearts. One of these women will have a pure heart and the other one will not. While we are reading, remember, **Jesus wants to make our hearts pure**. Let’s see what Jesus is going to say.” Read Luke 10:38-42 (ICB) from your Bible.

TELL THE STORY IN YOUR OWN WORDS OR USE THE PASSAGE BELOW.

<sup>38</sup> While Jesus and his followers were traveling, Jesus went into a town. A woman named Martha let Jesus stay at her house. <sup>39</sup> Martha had a sister named Mary. Mary was sitting at Jesus' feet and listening to him teach. <sup>40</sup> Martha became angry [with Mary] because she had so much work to do. She went in and said, "Lord, don't you care that my sister has left me alone to do all the work? Tell her to help me!" <sup>41</sup> But the Lord answered her, "Martha, Martha, you are getting worried and upset about too many things. <sup>42</sup> Only one thing is important. Mary has chosen the right thing, and it will never be taken away from her."

Say, "Hmmm, it sounds like Martha has a problem with her heart."

Ask, "Why do you think Martha was angry at Mary? Martha probably felt like she was doing all the hard work by herself. I think that would make me mad too! That is why **Jesus wants to make our hearts pure**. Jesus loves our hearts, and does not want them to be angry towards other people. Jesus wants us to be joyful and not have anger in our hearts. Let's ask Jesus to help our hearts be joyful."



CLARIFY THAT NOT ALL ANGER IS SINFUL. MARTHA'S ANGER WAS WRONG BECAUSE MARY WAS NOT DOING ANYTHING WRONG.

**TRANSITION:** Say, "Only Jesus can give us joyful hearts because **Jesus wants to make our hearts pure**."

## DISCUSS — 10 MINUTES

Say, "Let's discuss our story from today."

### 1. What kind of hearts does Jesus want us to have?

Response: **Jesus wants to make our pure hearts**. Our hearts should not be angry but happy/joyful.

### 2. How did Martha feel when Mary was not helping her? How would you feel?

Response: Answers will vary.

### 3. What was Mary doing while Martha served Jesus?

Response: Mary was sitting at Jesus' feet, listening to him teach.

### 4. Have you ever felt angry or upset at someone for not helping you?

Response: Answers will vary.

### 5. What should we do when we feel angry with someone else?

Response: We can always pray that Jesus will turn our anger to joy! Jesus can help us love the right things like He helped Martha.

### 6. What did we learn about Jesus today?

Response: **Jesus wants to make our hearts pure**, Jesus loves us, Jesus is gentle, Jesus is a good listener, Jesus wants us to spend time with Him, etc.

**TRANSITION:** Say, "What a great discussion! Let's ask God for pure hearts filled with Jesus' joy! Are you ready for our next activity?"

## RESPOND — 15 MINUTES

**MATERIALS:** | *Angry/Joyful Heart Page* (1 per child) | Cardstock (1 per child) | Brass Fasteners (3 per child) | Scissors | Crayons |



PRINT THE *ANGRY/JOYFUL HEART PAGE* ON CARDSTOCK. ALSO, CHILDREN THIS AGE HAVE NOT BEEN TAUGHT TO USE SCISSORS YET. HELP THE KIDS COMPLETE THEIR CRAFTS BY CUTTING OUT THE HEART'S EYE BROWS AND MOUTH.

Say, "Today, we are going to create an angry heart that turns joyful. Let me show you what I mean."

### INSTRUCTIONS:

1. Give everyone an *Angry/Happy Heart Page* (printed on cardstock) and crayons.
2. Help the children cut out the eyebrows, mouth, and heart. While you are cutting, the children can be coloring in their hearts.
3. Place the eyebrows over the eyes, and stick a brass fastener in the middle of each eyebrow.
4. Next, stick a brass fastener in the middle of the mouth and attach it to the heart underneath the nose. (You should be able to spin the eyebrows and the mouth in a circle.)
  - By tilting the eyebrows in toward each other and turning the mouth into a frown, you can make the heart angry. By tilting the eyebrows up and turning the mouth into a smile, you can make the heart joyful.

**TRANSITION:** Say, "Great job! These hearts can help us remember that **Jesus wants to make our hearts pure** and joyful. Let's practice this month's memory verse together."

## MEMORIZE — 5 MINUTES

Say, "Guess what time it is? It is time for our memory verse! Who thinks they remember what it says?"

*"Create (pretend you are shaping a piece of clay) in me a pure heart (make a heart shape with your hands), O God (point up)." Psalm 51:10a (NIV) (hold your hands out like a book)*

**CHALLENGE:** Offer to let individual children lead the memory verse practice this week.



GIVING DISRUPTIVE CHILDREN LEADERSHIP OPPORTUNITIES CAN HELP LESSEN DISTRACTING BEHAVIORS.

## REFLECT — 5 MINUTES

Say, "Jesus loves our hearts and doesn't want them to be angry. Let's pray that Jesus will change our hearts and make them pure and joyful, just like His. Can everyone repeat this prayer after me?"


**SAMPLE PRAYER:** "Jesus, please give us pure hearts that love You. We are sorry for the times we have been angry in our hearts. Help us to be joyful instead of angry. Forgive us. In Jesus' name, Amen."




## RELEASE —

If there is extra time before parents arrive, replay the game, *Only One Thing*, but this time have the kids come up with the scenario and the three items that are the MOST important.

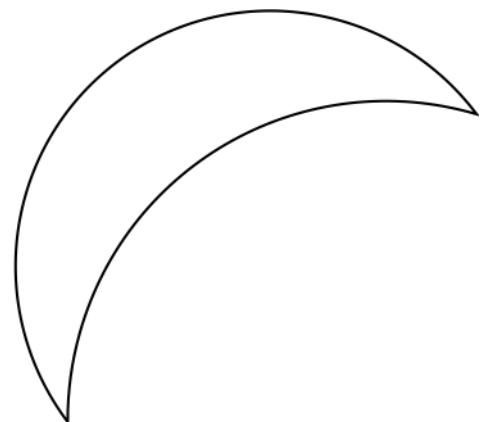
# ANGRY/JOYFUL HEART



EYEBROWS



MOUTH





# THE UNFORGIVING SERVANT

## BIBLE PASSAGE

Matthew 18:23-30, 32-33 (ICB)

## BIG IDEA

Jesus wants to make our hearts pure.

## FOCUS VERSE

“Create in me a pure heart, O God.” Psalm 51:10a (NIV)

## LESSON MATERIALS

| Puzzle Piece | Crown | *Unforgiving and Forgiving Hearts* Page | Crayons |

## GREET — 15 MINUTES

Connection questions to ask as the children arrive:

- What are your plans for the rest of the day?
- What is the funniest thing that has ever happened to you?

## WORSHIP — 10 MINUTES

Say, “God wants us to worship Him with our whole selves. We have talked about raising our hands, dancing, and kneeling in worship, but did you know we can also worship Him with our minds? Before we sing today, let’s use our minds to think about why we love God.” (It will be helpful if you begin with some examples, like “I love God because He gives me special friends like you!” or “I love God because He is powerful and made our whole world!”)

## PRAY — 5 MINUTES

Gather the children together for prayer.

**SAMPLE PRAYER:** “Jesus, thank You for being a God who loved us before we ever loved You. Thank You for welcoming us into Your family when we were still sinners. Father, would You make us more like You? Change our hearts and make them pure. Help us understand what You want to teach us. In Jesus’ name, Amen.”



REMINDE THE CHILDREN THAT THERE DOES NOT HAVE TO BE A SCRIPT FOR PRAYERS. TEACH THEM THAT THEY CAN PRAY WHILE KNEELING, STANDING, OR WALKING. GOD JUST WANTS TO HEAR US TALK TO HIM.

**REVIEW – 5 MINUTES****MATERIALS:** | Puzzle Piece |

IF YOU HAVE CHILDREN IN YOUR CLASS WHO DON'T COMPLY WITH DIRECTIONS, GIVE THEM "LEADERSHIP ROLES." FOR EXAMPLE, SAY, "I NEED YOUR HELP WITH A SUPER IMPORTANT JOB." YOU CAN HAVE THEM PASS OUT PAPERS, STACK CHAIRS, CLEAN UP, ORGANIZE TOYS, PREPARE LESSON MATERIALS, ETC.

**BACKGROUND:** Say, "This is our final *Heartwork* lesson for the month. In this unit, we talked about pure and good hearts! In our first week, we learned the story, 'Who is the Greatest?' and how we need God's help to put others first. In the second week, we read about the rich young man and how **Jesus wants to make our hearts pure** by helping us love God more than money. Finally, last week, we talked about how Martha should have had a joyful heart instead of an angry heart towards Mary. She needed Jesus to change her heart too. Let's put up our last puzzle piece for the month! Who wants to place it on the wall?"

**TRANSITION:** Say, "Alright, let's play a game as we prepare for Jesus' next story about our hearts!"

**ENGAGE – 10 MINUTES****MATERIALS:** | Crown (Plastic or Paper) |

Say, "In today's story, Jesus talks about a king, and we know that when kings say something, it has to happen! So for our activity, we will be playing a game like *Simon Says*, but we are going to call it *King Says*! Who wants to be our first 'king?'"

**GAME GOAL:** Each child must follow the king's actions. If they do not obey everything the king says, they are out!

**HOW TO PLAY:**

1. Choose one person to be the "king" and give that person the crown to wear.
2. The "king" will call out actions like "touch your head," "jump up and down," "clap your hands," etc.
3. When the "king" uses the words, "The king says," everyone must comply.
4. When the "king" does not use the words, "The king says," no one should perform the actions.
5. If someone even starts an action without the "king" saying, "The king says," then they are out!



BEFORE YOU BEGIN, ESTABLISH WHAT IT MEANS TO BE "OUT." FOR EXAMPLE, DO YOU WANT THE CHILDREN TO SIT DOWN, RETURN TO THEIR SEATS, OR SOMETHING ELSE ONCE THEY ARE DECLARED "OUT"?

6. When there is one child left, they are declared the winner of that round and can become the next "king." You can also choose another "king."
7. Give all the children a turn to be the "king" if you have time.

**TRANSITION:** Say, "Great job! Let's read our story together about a good, good king with a pure heart!"

## LEARN — 15 MINUTES

Say, "Jesus is the best teacher, and He explains things in ways we can understand. Jesus is trying to teach His followers an important lesson about their hearts, and He uses a king as an example. Let's read about it together to see what God wants to teach us about our hearts today." Read from Matthew 18:23-30, 32-33 (ICB).



THIS STORY IS A GREAT ONE TO ACT OUT. YOU COULD REUSE THE CROWN FROM THE GAME "KING SAYS" TO HELP YOU ACT OUT THE STORY. ALSO, INCLUDE A VISUAL THAT REPRESENTS MONEY. PROPS HELP KEEP THE CHILDREN'S ATTENTION.

*TELL THE STORY IN YOUR OWN WORDS OR USE THE PASSAGE BELOW.*

<sup>23</sup> "The kingdom of heaven is like a king who decided to collect the money his servants owed him. <sup>24</sup> So the king began to collect his money. One servant owed him several million dollars. <sup>25</sup> But the servant did not have enough money to pay his master, the king. So the master (king) ordered that everything the servant owned should be sold...

<sup>26</sup> "But the servant fell on his knees and begged, 'Be patient with me. I will pay you everything I owe.' <sup>27</sup> The master felt sorry for his servant. So the master told the servant he did not have to pay. He let the servant go free.

<sup>28</sup> "Later, that same servant found another servant who owed him (only) a few dollars. The servant grabbed the other servant around the neck and said, 'Pay me the money you owe me!' <sup>29</sup> "The other servant fell on his knees and begged him, 'Be patient with me. I will pay you everything I owe.'

<sup>30</sup> "But the first servant refused to be patient. He threw the other servant into prison until he could pay everything he owed. <sup>32</sup> "Then the master (king) called his servant in and said, 'You evil servant... <sup>33</sup> I had mercy (forgiveness) on you. You should have had the same mercy on that other servant.'

Say, "That is an interesting story. It sounds like the servant had a pretty big heart problem. The king forgave his servant of a crazy amount of money, yet the servant couldn't forgive the man who owed him just a little bit of money."

Ask, "Why do you think the king forgave the servant of such a large amount of money? The king was so kind, and he knew the servant did not have enough money to pay him back. That king was pretty incredible! The servant had a heart problem though, didn't he? He had a heart that did not want to forgive. But **Jesus wants to make our hearts pure** and forgiving. Jesus wants us to forgive as this king forgave, and He will forgive us too! In fact, God tells us that all we need to do is ask, and He will forgive us. What good news!"



BE HONEST AND ACKNOWLEDGE THAT FORGIVENESS CAN BE HARD BUT REINFORCE THE TRUTH THAT IT IS ALWAYS POSSIBLE WITH GOD'S HELP! WE CAN FORGIVE BECAUSE JESUS FORGIVES US.

**TRANSITION:** Say, "Pure hearts are hearts that are forgiving like the king. **Jesus wants to make our hearts pure.** Jesus teaches that we will be happiest when we forgive others."

## DISCUSS — 10 MINUTES

Say, "Let's discuss our story from today."

**1. What kind of pure heart does Jesus want us to have?**

Response: **Jesus wants to make our hearts pure** and forgiving.

**2. How much money did the King forgive the servant?**

Response: The king forgave the man of several million dollars! That is a lot of money!

**3. What did the servant do that was wrong?**

Response: The servant would not forgive the servant who owed him only a little bit of money.

**4. Does the king in the story remind you of someone else?**

Response: Yes! The king sounds a lot like Jesus, doesn't He? Jesus died on the cross so we could be forgiven (Isaiah 53:5).

**5. Have you ever forgiven someone? How did you feel afterwards?**

Response: Answers will vary.

**6. Who can help us if we are having a hard time forgiving someone?**

Response: First, ask God to forgive you if you have been unwilling to forgive someone. Then, ask Him to help you forgive.

**7. What do we learn about Jesus in this story?**

Response: **Jesus wants to make our hearts pure**, Jesus is our king, Jesus wants us to forgive like He forgives, Jesus is forgiving, Jesus loves us so much, etc.

**TRANSITION:** Say, "What a good discussion! Let's make sure we forgive others like King Jesus forgives us. Jesus knows forgiving others will make our hearts whole and happy! Now, let's do an activity to help us remember this powerful story."

## RESPOND — 15 MINUTES

**MATERIALS:** | *Unforgiving and Forgiving Hearts* Page (1 pair of hearts per child) | Crayons |

Say, "We heard a wonderful story today about how Jesus wants to give His followers hearts that forgive. Our next activity is going to help us explore that idea a little more."

### INSTRUCTIONS:

1. Instruct the children to color in their broken heart full of unforgiveness with dark, sad colors (black, brown, dark blue, gray, etc.).
2. Next, let the children color in their heart full of forgiveness with bright and happy colors (yellow, red, pink, orange, etc.)



EXPLAIN, "WHEN WE FORGIVE OTHERS, WE ARE SET FREE. ONCE WE FORGIVE, WE NO LONGER HAVE TO CARRY THE WEIGHT AND SADNESS OF UNFORGIVENESS."

**TRANSITION:** Say, "Our hearts do not have to feel dark and sad from unforgiveness, but they can be bright and beautiful by forgiving the people who hurt us. I'm so thankful Jesus loves us enough to change our hearts. Keep these hearts as a reminder that **Jesus wants to make our hearts pure.**"

## MEMORIZE — 5 MINUTES

By this time, your regularly attending children should be able to say the verse by memory. However, be intentional to make new children feel just as a part of this time as the kids who come every week. Say, "Let's practice our verse for the month. It is a fantastic reminder that **Jesus wants to make our hearts pure.**"

*"Create (pretend you are shaping a piece of clay) in me a pure heart (make a heart shape with your hands), O God (point up)." Psalm 51:10a (NIV) (hold your hands out like a book)*

**CHALLENGE:** Since this is the last lesson with this memory verse, have children go around one-by-one repeating the verse with actions. Celebrate together once everyone has recited the verse from memory! By practicing this verse, you are hiding God's Word in the hearts of the children you disciple. Pray that the words and truth of this verse will never leave them.



IT IS IMPORTANT THAT CHILDREN WHO ARE SHY, HAVE A SPEECH IMPEDIMENT, ETC. DO NOT START DREADING COMING TO CLASS BECAUSE THEY ARE AFRAID THEY WILL BE FORCED TO SPEAK IN FRONT OF PEERS. IF GIVEN TIME, THEY MAY CHOOSE TO PARTICIPATE OR NOT.

## REFLECT — 5 MINUTES

Say, "Because He loves us, **Jesus wants to make our hearts pure.** He can help us be people who forgive! Let's pray that Jesus makes us quick to forgive."

**SAMPLE PRAYER:** *"Jesus, we praise You for Your love and kindness to us. Thank You for forgiving us, not just once, but over and over and over again. Help us forgive others, even when it is hard. Finally, help us remember that when we sin, we can come to You because You love us so much. In Jesus' name, Amen."*

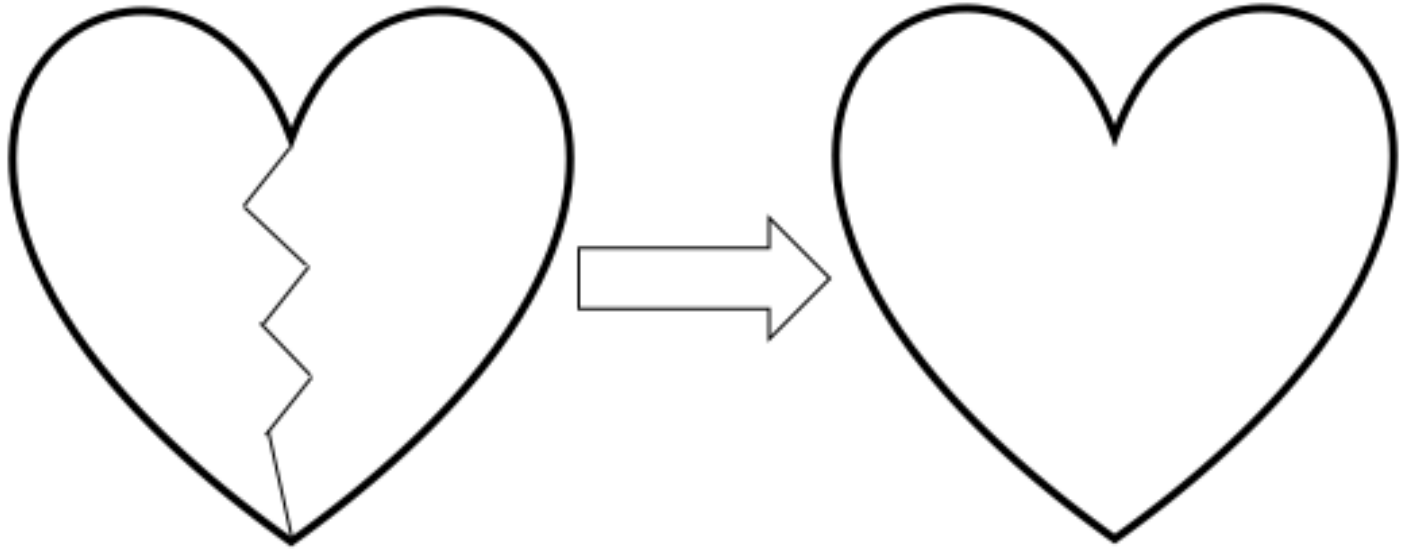
## RELEASE —

If there is extra time before parents arrive, you can replay *King Says*, finish any incomplete crafts, or review the story.



**UNFORGIVING**

**FORGIVING**



**UNFORGIVING**

**FORGIVING**

