



PARABLES

STORIES WITH SECRETS



ROOTED
IPHC KIDS' CURRICULUM
- EST. 2020 -

PARABLES

UNIT 2- PARABLES: STORIES WITH SECRETS

WRITER - TIFFANY CRISP
MANAGING EDITOR - KRISTI CAIN
EDITOR (PRE-K) - JENNIFER MCGHEE
DESIGNER - KATE KALVACH



PARABLES

MONTHLY PREPARATION GUIDE

UNIT 2-PRE-K

In the *Parables* unit, we focus on four of Jesus' most popular parables He told while on earth. Each week, the kids will be learning that Jesus reveals hidden truths in every parable He tells. The verse the class will be memorizing is found in Psalm 78:2—"I will open my mouth with a parable; I will utter hidden things." Be sure to emphasize that Jesus doesn't keep secrets from us, but instead, He reveals them through stories.

Join in with the children as they discover Jesus' hidden truths!

WEEK 1

LESSON MATERIALS: Puzzle Piece (1 per class), Various Seed Packets (3-4 different envelopes per class), Magnifying Glasses (Optional--1 per child), *Mustard Seed Page* (1 per child), Crayons

WEEK 2

LESSON MATERIALS: Puzzle Piece (1 per class), Table (1 per class), Adhesive Bandages (1 box per class), Small Disposable Cups (10 per game), Pitcher with Water (fill the cups part way with water), *Good Samaritan Paper Figures* (1 set cut out per class), *Good Samaritan Picture Page* (1 per child), Crayons

WEEK 3

LESSON MATERIALS: Puzzle Piece (1 per class), *Treasure Bingo Boards* (1 per child), *Treasure Calling Cards* (1 set cut out per class), Bingo Counters (16 counters per child), *Treasure Chest Foldable* (1 double-sided, cut out page per child), Gold Sequins (about 20 sequins per child), Glue Bottles, Crayons

WEEK 4

LESSON MATERIALS: Puzzle Piece (1 per class), Closepins (10 per class), *"The Lost Son" Story Square* (1 per child), Crayons

PARABLE OF THE MUSTARD SEED

BIBLE PASSAGE

Mark 4:30-32 (ICB)

BIG IDEA

Jesus reveals hidden truths.

FOCUS VERSE

"I will open my mouth with a parable; I will utter hidden things..." Psalm 78:2 (NIV)

LESSON MATERIALS

| Puzzle Piece | Various Seed Packets | Magnifying Glasses (Optional) | *Mustard Seed Page* | Crayons |

GREET — 15 MINUTES

Connection questions to ask as the children arrive:

- What is your favorite thing to do outside?
- Where is your favorite place to be?

WORSHIP — 10 MINUTES

Worship is a great way to express our love for God, and we can do that in various ways depending on how God made us. For the shy child, this might look like closing eyes in worship. For the outgoing child, this might look like jumping and dancing in worship. Genuine worship is always special to God. Just remind the kids that we worship for God's glory.



GREAT LEADERS LEAD BY EXAMPLE. IF YOU ASK THE CHILDREN TO WORSHIP, WORSHIP WITH THEM.

PRAY — 5 MINUTES

Gather the children for prayer.

SAMPLE PRAYER: "Jesus, thank You for bringing everyone here safely. Please help us know and love You better as we hear Your Word. Help us understand Your stories. In Jesus' name, Amen."

REVIEW — 5 MINUTES

MATERIALS: | Puzzle Piece |

BACKGROUND: Say, “Do you remember who we have been talking about in class? Yes! Jesus! Last month, we talked about the miracles of Jesus, but Jesus did so much more than miracles. He also told great stories. Did you know Jesus was THE BEST storyteller ever! The stories Jesus told are called ‘parables.’ Have you ever heard of a ‘parable’ before? ‘Parable’ is a fancy word for a story that has a special lesson. Jesus told parables to help explain true things that were hard to understand. Now, before we begin, who would like to put up this week’s puzzle piece about our first parable?”

TRANSITION: Say, “Let’s get prepared to read our parable for today!”

ENGAGE — 10 MINUTES

MATERIALS: | Various Seed Packets (3-4 envelopes per class) | Magnifying Glass (Optional-1 per child) |

Say, “To get us ready to hear our story, we are going to be looking really closely at some different seeds. Let’s see what we find!”

GAME GOAL: To compare and contrast the different seeds.

HOW TO PLAY:

1. First, show one seed of each kind to the class.
2. Next, let the children study the seeds with magnifying glasses and talk about what they see.
3. Call on everyone to share their observations with the class. Then, discuss the following questions:
 - Which seed is the largest? Smallest?
 - What kind of plant do you think each seed will become?
 - Which seed do you think will grow into the biggest plant? Why?
 - What does every seed have that is the same?
 - How are the seeds different from each other?

TRANSITION: Say, “Great job! Let’s read our parable about a special seed.”

LEARN — 15 MINUTES

Say, “We are going to read a very short parable or story about a very small seed: a MUSTARD seed. The seeds we looked at a few minutes ago were small, weren’t they? That is why we looked at them really closely. Well, now we are going to talk about a seed even smaller than those. Let’s listen to it.” Read Mark 4:30-32 (ICB).

TELL THE STORY IN YOUR OWN WORDS OR USE THE PASSAGE BELOW.

³⁰ Then Jesus said, “How can I show you what the kingdom of God is like? What story can I use to explain it? ³¹ The kingdom of God is like a mustard seed. The mustard seed is the smallest seed you plant in the ground.

³² But when you plant this seed, it grows and becomes the largest of all garden plants. It produces large branches. Even the wild birds can make nests in it and be protected from the sun.”

Say, “What a strange story! This does not sound like the stories we normally hear, does it?”

Ask, "What are some things that make this story strange? Right! The story was short, was about seeds, and talked about the Kingdom of God. Jesus used this story to tell His followers about what God's way looks like (His Kingdom), and He used a tiny mustard seed to talk about it. Who is ready to hear it?"



READ THE SECRET (BELOW) IN A WHISPER TO EMPHASIZE HOW EXCITING IT IS.

PARABLE SECRET:

"The secret Jesus' story taught us is about what happens to the tiny seed. Who can tell me what happens to tiny seeds when they are planted? Right! They grow! Can someone give me an example of what else grows (hearts, brains, hair, love, learning, nails, bodies, etc.)? Great! Did you know our love for Jesus can grow just like seeds grow? When we come to church, pray, sing songs to God, and hear Bible stories, our hearts can grow to love Jesus more! Do you think your love for Jesus in your heart can grow more? Yes, it can! I am so thankful **Jesus reveals hidden truths.**"

TRANSITION: Say, "This is some of the best news we could ever get! Let's remember to ask Jesus to grow our hearts in love for Him. What a great secret Jesus showed! **Jesus reveals hidden truths.**"

DISCUSS — 10 MINUTES

Say, "Are my friends ready to talk about our story together?"



GIVE MULTIPLE CHILDREN THE CHANCE TO ANSWER THE QUESTIONS.

1. Who reveals the hidden truth in this parable?

Response: **Jesus reveals hidden truths.**

2. What small thing did Jesus use as an example to tell the story (parable)?

Response: He used the very small mustard seed.

3. What did Jesus say will happen to the smallest seed?

Response: It will grow and become the biggest plant in the garden.

4. What secret was Jesus teaching with this parable?

Response: Jesus can grow the love we have for Him in our hearts.

5. What did we learn about Jesus today?

Response: **Jesus reveals hidden truths**, Jesus is powerful, Jesus is king, Jesus is patient, Jesus tells the truth, etc.

TRANSITION: Say, "Great job answering the questions! **Jesus reveals hidden truths** to His people, doesn't He? Now, let's do an activity that will help us continue learning about Jesus."

RESPOND — 15 MINUTES

MATERIALS: | Mustard Seed Page | Crayons |

Say, "We are going to make a craft called *Tiny Seed*. It is going to help us remember what the parable was about. Let's make it together!"

INSTRUCTIONS:

1. Give each child a *Mustard Seed* Page and crayons.
2. Let the children color the *Mustard Seed* Page.

TRANSITION: Say, "Your *Tiny Seeds* look great! Don't forget, **Jesus reveals hidden truths**. Let's hear our memory verse for this month."

MEMORIZE — 5 MINUTES

Say, "We will be practicing a new memory verse this month that reminds us that **Jesus reveals hidden truths** through parables." Say and model the verse multiple times in front of the children. Next, have the kids practice it with you.

"I will open my mouth (*put hands around your mouth like you're shouting*) **with a parable** (*hold hands out like a book*); **I will utter hidden** (*quickly cover and then uncover your eyes*) **things."** Psalm 78:2 (NIV)

CHALLENGE: Encourage children to practice the memory verse using different voices. You can start by reciting it in a British accent, a robot voice, or a squeaky mouse squeal.

REFLECT — 5 MINUTES

Say, "Jesus is pretty amazing, isn't He?! He is the BEST storyteller who tells secrets to us in His parables. **Jesus reveals hidden truths** to His children, because He loves us. Let's ask God to grow our love for Him like the tiny mustard seed grows!"

SAMPLE PRAYER: "Jesus, we thank You for telling us amazing hidden things. Thank You for loving us enough to tell us the truth. Help our love grow for You more and more everyday! In Jesus' name, Amen."

RELEASE —

Don't forget to tell each parent at least one encouraging thing about their child today! Children can continue to work on unfinished crafts or practice verse memorization if there is extra time. When parents arrive, give them a copy of the monthly Parent Guide (downloadable).


PARENT GUIDE GOALS:

1. To provide engaging questions and activities for family discipleship.
2. To review what the children are learning each week.

MUSTARD SEED PAGE

**JESUS REVEALS
HIDDEN TRUTHS**
MARK 4:30-32





PARABLE OF THE GOOD SAMARITAN

BIBLE PASSAGE

Luke 10:30-37 (ICB)

BIG IDEA

Jesus reveals hidden truths.

FOCUS VERSE

"I will open my mouth with a parable; I will utter hidden things..." Psalm 78:2 (NIV)

LESSON MATERIALS

| Puzzle Piece | Table | Adhesive Bandages | Small Disposable Cups | Water | *Good Samaritan Paper Figures* | *Good Samaritan Picture Page* |

GREET — 15 MINUTES

Connection questions to ask as the children arrive:

- What is your favorite and least favorite vegetable?
- If you could have any superpower, what would it be? Why?

WORSHIP — 10 MINUTES

Before starting worship, remind the children why we, as Christians, praise God. Say, "We praise God because He is the Creator of everything. He loves us and wants to have a relationship with us. God deserves all of our worship!"

PRAY — 5 MINUTES

Gather the children for prayer.

SAMPLE PRAYER: "God, we thank You for putting us in this church. Thank You for giving us the Bible so we can learn about You and have a relationship with You. Help us hear and understand Your story today. In Jesus' name, Amen."



TRY "POPCORN PRAYER" TO GET CHILDREN MORE INVOLVED. THIS FORM OF PRAYING STARTS WITH ONE PERSON SAYING A SHORT PRAYER WITH OTHER CHILDREN "POPPING IN" BY EXPRESSING REQUESTS OR PRAISE TO GOD. IF THIS IS A NEW FORM OF PRAYER FOR YOUR CLASS, HELP YOUR STUDENTS BY CALLING ON SPECIFIC PEOPLE TO "POP" INTO THE GROUP PRAYER.

REVIEW — 5 MINUTES**MATERIALS:** | Puzzle Piece |

BACKGROUND: Say, “Today, we are continuing our lessons called *Parables* - Stories with Secrets! Who can remind the class what a parable is? Great! Parables were stories told by Jesus to explain hidden truths. Jesus tells these parables to help us understand important and real (true) things. They are stories with secrets! Last week, we talked about the ‘Parable of the Mustard Seed.’ This week, we will hear another one of Jesus’ parables. Who would like to put up our puzzle piece for this week?”

TRANSITION: Say, “Before we read our second of Jesus’ parables, let’s play a game!”

ENGAGE — 10 MINUTES

MATERIALS: | Table (1 per class) | Adhesive Bandages (1 box per class) | Small Disposable Cups (about 10 cups per game) | Water |



FILL EACH CUP 1/4 OF THE WAY FULL BEFORE STARTING THE ACTIVITY.

Say, “We are going to compete in a relay race. Who is excited?”

GAME GOAL: The first team to complete their assigned tasks and return to their original line, wins!

HOW TO PLAY:

1. Divide the group into two or more evenly numbered teams and start them on one side of the room.
2. Set up a First Aid Table on the opposite side of the room with water and adhesive bandages.
3. Relay One: From every team, each child must take turns running to the First Aid Table and drinking a small cup of water. Then, they must run back to their team for the next player to go. Continue until the entire team has drunk a small cup of water.
4. Relay Two: Each child must take a turn running to the First Aid Table, grabbing an adhesive bandage, unwrapping it, and then placing it on their arm or leg before they run back to the team for the next player to do the same.



IF YOU THINK UNWRAPPING BANDAGES WILL BE TOO CHALLENGING, TAKE THEM OUT OF THEIR PACKAGE BEFORE THE GAME BEGINS.

TRANSITION: Say, “You all did a great job helping your team! Now, we are ready to read this week’s parable and find out why the person in our Bible story needed water and bandages. Let’s do it!”

LEARN — 15 MINUTES**MATERIALS:** | *Good Samaritan Paper Figures* |

Say, “Today’s story is called the ‘Parable of the Good Samaritan (or Person).’ In it, we are going to learn about a good and loving man who helped another man in a big way. Let’s read our story and use our *Good Samaritan Paper Figures* to help us understand what happens.” Read Luke 10:30-37 (ICB).



CUT OUT EACH GOOD SAMARITAN PAPER FIGURE AND USE EACH ONE TO TELL THE STORY.

³⁰ ...Jesus said, "A man was going down the road from Jerusalem to Jericho. Some robbers attacked him. They tore off his clothes and beat him. Then they left him lying there, almost dead. ³¹ It happened that a Jewish priest was going down that road. When the priest saw the man, he walked by on the other side of the road. ³² Next, a Levite (assistant to a priest) came there. He went over and looked at the man. Then he walked by on the other side of the road. ³³ Then a Samaritan traveling down the road came to where the hurt man was lying. He saw the man and felt very sorry for him. ³⁴ ...[The Samaritan] He put the hurt man on his own donkey and took him to an inn. At the inn, the Samaritan took care of him. ³⁵ The next day, the Samaritan brought out two silver coins and gave them to the innkeeper. The Samaritan said, 'Take care of this man. If you spend more money on him, I will pay it back to you when I come again.'" ³⁶ Then Jesus said, "Which one of these three men do you think was a neighbor to the man who was attacked by the robbers?" ³⁷ The teacher of the law answered, "The one who helped him." Jesus said to him, "Then go and do the same thing he did!"

Say, "What a great story! Jesus was teaching about something BIG in this parable. Let's find out what secret He was teaching about."



WHISPER THE SECRET OF THE PARABLE TO HELP KEEP THE INTEREST OF YOUR LISTENERS.

PARABLE SECRET:

"The secret in this parable is about how we should love! Do you remember how the Samaritan cared for the hurt man? What did he do? Yes! He took him to an inn, and paid for him to stay there until he was well. He did all of that for a stranger! That is how Jesus wants us to love people. The Samaritan gives his time and money to help the man who was hurt. Jesus wants us to love others this much! In fact, Jesus tell us that we are to love others as much as we love ourselves (Matthew 22:39)! Wow! What a great truth! **Jesus reveals hidden truths**, doesn't He?"

TRANSITION: Say, "Let's make sure we treat everyone with lots of love. Who learned something from this story? I know I learned a lot about how to love others! Remember, **Jesus reveals hidden truths.**"

DISCUSS – 10 MINUTES

Say, "Let's talk about our story from today."

1. In this story, who reveals hidden truths?

Response: **Jesus reveals hidden truths.**

2. How many people helped the injured man?

Response: Only one—the Samaritan—helped the injured man.

3. What was the secret Jesus told with this parable?

Response: Jesus wants us to help everyone out of love.

4. After hearing the parable, who do you think Jesus would say our neighbor is?

Response: Everyone is our neighbor, especially those who need help.

5. Who is the best example of someone loving us like the Samaritan loved the hurt man?

Response: Jesus! He gave even more than the Samaritan did when He died on the cross for us. Jesus is more loving, more kind, and more helpful than anyone else has ever been.

Because He loves us so much, we can love others.

6. What did we learn about Jesus today?

Response: **Jesus reveals hidden truths**, Jesus is compassionate, Jesus is our healer, Jesus takes care of us, Jesus is loving, etc.

TRANSITION: Say, "Great job answering the questions! Isn't it amazing how **Jesus reveals hidden truths?** Now, let's do an activity to help us remember what we have learned."

RESPOND – 15 MINUTES

MATERIALS: | *Good Samaritan Picture Page* | Crayons |

Say, "Today, we are going to talk about who we can be kind to this week like the 'Parable of the Good Samaritan.'"

INSTRUCTIONS:

1. Give everyone a *Good Samaritan Picture Page* and crayons.
2. Ask your kids, "What is one thing you can do to show love and be a good neighbor to someone else?"
3. Tell the kids to draw a picture of themselves being a "Good Samaritan."
4. As the children are drawing, help them consider WHY we love others. Say, "We are not kind to others because we think God will love us more; We love others because we love Jesus. The Bible even says that when we love others, we are really loving Jesus (Matthew 25:40)!"



ACKNOWLEDGE THAT LOVING OTHERS (ESPECIALLY OUR ENEMIES) WILL BE HARD SOMETIMES, BUT JESUS GIVES US THE STRENGTH, THROUGH THE HOLY SPIRIT, TO OBEY HIM.

TRANSITION: Say, "All of your pictures look great! I can't wait to hear how God uses you to love others. It is time to practice this month's memory verse!"

MEMORIZE — 5 MINUTES

Explain that everyone will be practicing the memory verse from last week that reminds them that **Jesus reveals hidden truths** through parables.

“I will open my mouth (*put hands around your mouth like you’re shouting*) **with a parable** (*hold hands out like a book*); **I will utter hidden** (*quickly cover and then uncover your eyes*) **things.” Psalm 78:2 (NIV)**

CHALLENGE: Do a “round robin” style verse recitation. This method works best in a circle. One person will say the first word of the verse, and then the person to their right will say the following word until the whole verse has been recited. Because many of these children cannot read yet, it is OK to prompt them with the words.

REFLECT — 5 MINUTES

Say, “**Jesus reveals hidden truths** to those who follow Him! He loves to help us understand how much He loves us, just like He did with the ‘Parable of the Good Samaritan.’ Does anyone need prayer for themselves, their families, or their friends?” Encourage participation by inviting a few children to pray over their friends’ needs.

SAMPLE PRAYER: *“Jesus, we praise You for revealing hidden truths to us through parables. Thank You for being here today. As we continue to read the Bible and spend time with You this week, help us understand how to love others better. Teach us how You love people. In Jesus’ name, Amen.”*

RELEASE —

Use this time to finish any incomplete activity, review the parable, replay the ENGAGE game, or practice the month’s memory verse again.

THE PARABLE OF THE GOOD SAMARITAN

LUKE 10:30-37


DRAW ONE THING YOU CAN DO THIS WEEK TO BE A GOOD SAMARITAN:

A large, empty rectangular box with a thick black border, intended for a child to draw an illustration of one thing they can do to be a good Samaritan.



Samaritan Heals

Good Samaritan



Donkey



Sign



The Levite



The Priest



Injured Man




Robbers



Paying Inn Keeper



(Paper Figures made by DSart- Slovakia and Bratislava—from Teachers Pay Teachers)



PARABLE OF THE HIDDEN TREASURE AND PEARL

BIBLE PASSAGE

Matthew 13:44-46 (ICB)

BIG IDEA

Jesus reveals hidden truths.

FOCUS VERSE

"I will open my mouth with a parable; I will utter hidden things..." Psalm 78:2 (NIV)

LESSON MATERIALS

| Puzzle Piece | *Treasure Bingo Boards* | *Treasure Calling Cards* | Bingo Counters | *Treasure Chest Foldable* | Gold Sequins | Glue Bottles | Crayons |

GREET — 15 MINUTES

Connection questions to ask as the children arrive:

- What do you like most about coming to church?
- If you could give yourself a new name what would it be and why?



PLAYING A NAME GAME WILL HELP STUDENTS GET TO KNOW ONE ANOTHER.

WORSHIP — 10 MINUTES

Say, "Jesus revealed truth through His teaching and stories (parables), and now the Holy Spirit speaks truth to those who know Jesus. Sometimes we hear from God in worship. Before we worship, tell God you want Him to speak truth to you."

PRAY — 5 MINUTES

Gather the children together for a time of prayer.



IF YOU ARE HAVING PROBLEMS WITH DISRUPTIVE BEHAVIORS, COMMUNICATE CLEAR BEHAVIORAL EXPECTATIONS BEFORE YOU TEACH. ONE WAY TO DO THAT IS BY ESTABLISHING A FEW CLASS RULES TO RECALL AND RECITE TOGETHER EACH WEEK. THE CHILDREN CAN HELP COME UP WITH THEM!

SAMPLE PRAYER: "God, we thank You for being a good God! We are so grateful that You want to be with us because You love us. Help us have listening ears to hear the Bible story You have for us. In Jesus' name, Amen."

REVIEW — 5 MINUTES

MATERIALS: | Puzzle Piece |

BACKGROUND: Say, "This month, we are learning about Jesus' parables. 'Parables' is a strange word, isn't it? Who can remind us what a parable is? Great! Parables are special stories Jesus told to help explain God's secrets. The first week, we talked about a tiny mustard seed that later grows into one of the biggest plants in the garden. Then, last week, we discussed the 'Parable of the Good Samaritan.' We found out that we should treat people with lots of love. Did anyone practice being a 'Good Samaritan' this week? Great! Can someone put our new puzzle piece on the wall?"

TRANSITION: Say, "Let's prepare to read this week's parable!"

ENGAGE — 10 MINUTES

MATERIALS: | *Treasure Bingo Boards* (5 Versions-1 board per child) | *Treasure Calling Cards* (1 set per class) | Bingo Counters (16 per child) |

Say, "I have a great game we are going to play today! We are going to play *Treasure Bingo*! Who is ready to get started?"

GAME GOAL: The person to get four-in-a-row first, wins.

HOW TO PLAY:

1. Hand out a *Treasure Bingo Board* and Bingo Counters (like pasta wheels, mini pom poms, pennies, seeds, etc.) to each person.
 - Make sure to use all five of the different versions of the Bingo boards so different people have the chance to win.
3. Explain that when you call out a *Treasure Calling Card*, each person must cover up that square with a Bingo counter.
4. Whoever gets four "treasures" in-a-row first, wins.

MODIFICATION: If it is easier, you can modify this activity so your class can work in partners or groups.

TRANSITION: Say, "Good game! Did everyone like *Treasure Bingo*? I am glad! Speaking of treasure, our story is going to talk about some really expensive treasure. If we have time at the end, we will play *Treasure Bingo* again, but for now, let's jump into our story!"

LEARN — 15 MINUTES

Say, "In today's lesson, Jesus uses not one but TWO stories to help us understand His hidden truth. Wow! This secret truth must be pretty important. These parables go together because they talk about similar things - TREASURE! Let's read Matthew 13:44-46 (ICB) to discover one of Jesus' brand-new secrets."

⁴⁴ “The kingdom of heaven is like a treasure hidden in a field. One day a man found the treasure, and then he hid it in the field again. The man was very happy to find the treasure. He went and sold everything that he owned to buy that field.” ⁴⁵ “Also, the kingdom of heaven is like a man looking for fine (expensive) pearls. ⁴⁶ One day he found a very valuable pearl. The man went and sold everything he had to buy that pearl.”

Say, “What amazing parables! Hmm... I wonder what they mean. Let’s take a look at what Jesus reveals to us.”



WHISPER THE EXPLANATION OF THE PARABLE FOR INCREASED ENGAGEMENT.

PARABLE SECRET:

“The secret these parables teach is that Jesus is our treasure! The first man found hidden treasure in a field while the second man found an amazing pearl, and they both sold everything they had to get it. Jesus told us this secret to tell us that He is the BEST treasure. Jesus is so good, loving, kind, and forgiving! We will not be able to find anything or anyone else who is more precious. This treasure is Jesus, and He is worth more than all the treasure in the world! What’s even better is that Jesus gives us Himself for free! Thank you, Jesus!”

TRANSITION: Say, “**Jesus reveals hidden truths.** That was an awesome secret Jesus told us, and we have even more to talk about...”

DISCUSS — 10 MINUTES

Say, “Let’s see what else we have learned from God’s Word.”

1. Who reveals hidden truths?

Response: **Jesus reveals hidden truths.**

2. What did the two men in the parables find?

Response: A hidden treasure and a fine pearl.

3. Who can have Jesus’ treasure?

Response: We can! Jesus wants to give us Himself.

4. What would you do if you found the best treasure in the world?

Response: Answers will vary.

5. Who is the best treasure we can find?

Response: Jesus.

6. What does this story tell us about Jesus?

Response: **Jesus reveals hidden truths,** Jesus is giving, Jesus is our treasure, Jesus is priceless/precious and more valuable than anything, etc.

TRANSITION: Say, “Great answers! **Jesus reveals hidden truths.** Now, are you ready for our next activity?”

RESPOND — 15 MINUTES

MATERIALS: | *Treasure Chest Foldable* (1 per child) | Gold Sequins (about 20 per child) | Glue Bottles | Crayons |



BE SURE TO PRINT OUT THE *TREASURE CHEST FOLDABLE* DOUBLE-SIDED. YOU WILL ALSO WANT TO CUT ALL THE *TREASURE CHEST FOLDABLES* OUT PRIOR TO STARTING CLASS. KIDS THIS AGE HAVE NOT BEEN TAUGHT TO USE SCISSORS YET.

Say, "We are going to make a treasure chest to remind us of our story. Then, we are going to put 'gold' inside of it, but before we do that, can you remind me who our real and BEST treasure is? I will give you a hint: He is better than all of the gold in the world. Yes! It is Jesus!"

INSTRUCTIONS:

1. Print the treasure chest out double-sided. If the *Treasure Chest Foldable* is not printed double-sided, use a glue stick to glue both sides of the foldable together. (Before you glue them together, be sure the dotted lines match up on both sides.)
2. Give each child a cut out *Treasure Chest Foldable* and help them fold it on the dotted line so the word "JESUS" is covered under the flap.
3. Next, glue the gold sequins into the treasure chest where it says, "JESUS." (In small letters, it will say "Insert Treasure Here.")
4. Allow the children to color the rest of their *Treasure Chest*.

TRANSITION: Say, "Great job making your treasure chests! Now, we can remember that the best treasure is not gold, but it is Jesus."

MEMORIZE — 5 MINUTES

Say, "We will continue practicing the memory verse from this month that teaches about **Jesus revealing hidden truths** through parables."

"I will open my mouth (*put hands around your mouth like you're shouting*) **with a parable** (*hold hands out like a book*); **I will utter hidden** (*quickly cover and then uncover your eyes*) **things."** Psalm 78:2 (NIV)

CHALLENGE: Say the verse aloud and randomly pause to leave out a word. Ask the children to raise their hand if they can fill in the missing word when you pause. Say the verse several times leaving out different words each time and giving each child an opportunity to respond.

REFLECT — 5 MINUTES

Say, "**Jesus reveals hidden truths!** We are going to thank God for telling us so many important things in the Bible. Does anyone have something we can pray about?" Encourage children to participate in the prayer.

SAMPLE PRAYER: "Jesus, we praise You for revealing hidden truths to us. Thank You for allowing every one of us to hear about Your parables. We love You so much. In Jesus' name, Amen."

RELEASE —


Allow dismissal to be a space where relationships are deepened. Talk to the kids and ask what their favorite part of the lesson was and what they learned about Jesus. You can also replay *Treasure Bingo* again or allow children to finish their craft, but keep in mind the casual moments are as important as the structured time.

TREASURE CALLING CARDS


Cut out each square.

Diamond	Pot of Gold	Gold Bars	Piggy Bank
Cash	Coins	Money Symbol	Credit Card
Ring	Magnifying Glass	Crown	Bank
Safe	Wallet	Lock	Key


TREASURE BINGO (1)




TREASURE BINGO (2)




TREASURE BINGO (3)



TREASURE BINGO (4)



TREASURE BINGO (5)



FOR THIS CRAFT TO WORK PROPERLY, PRINT FRONT + BACK

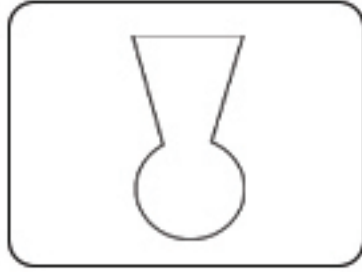
↓ FOLD HERE - DO NOT CUT! ↓

JESUS

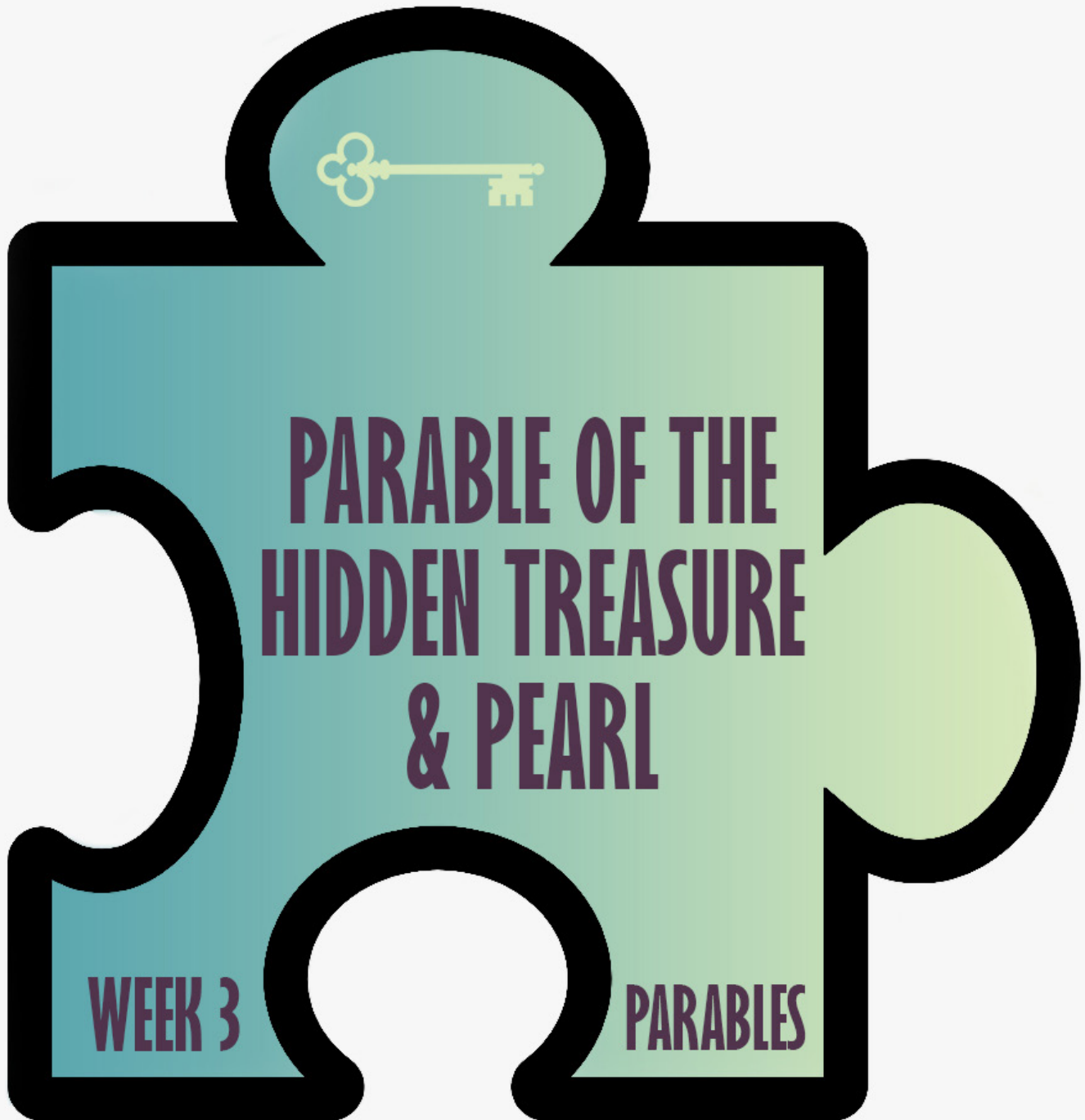
INSERT TREASURE HERE!

(FRONT)

FOR THIS CRAFT TO WORK PROPERLY, PLEASE PRINT FRONT + BACK



↑
: FOLD HERE - DO NOT CUT! :
↑



PARABLE OF THE LOST SON

BIBLE PASSAGE

Luke 15:11-22, 24 (ICB)

BIG IDEA

Jesus reveals hidden truths.

FOCUS VERSE

"I will open my mouth with a parable; I will utter hidden things..." Psalm 78:2 (NIV)

LESSON MATERIALS

| Puzzle Piece | Closepins | "The Lost Son" Story Square | Crayons |

GREET — 15 MINUTES

Connection questions to ask as the children arrive:

- Tell me about a time when you were lost.
- What games do you like to play with your friends?

WORSHIP — 10 MINUTES

Sometimes we think we need to constantly change things up to keep kids interested. However, children need repetition. Choose a few songs that tie in with this month's theme and sing them each week. You can mix up their order or switch out one or two, but for kids who come only once or twice a month, repeating the same songs can help them feel like they belong. If you're looking for new kids' songs, we have compiled a Spotify playlist just for you: https://open.spotify.com/user/1217956448/playlist/3tdkX8l7X00v18og4eJA6r?si=Dc9MrJXTQYinp_WBKZmJfg

PRAY — 5 MINUTES

Gather the children together.

SAMPLE PRAYER: *"God, thank You for always being with us. We thank You for how good You are. Help us understand new things about You as we read from Your Word. In Jesus' name, Amen."*

REVIEW — 5 MINUTES

MATERIALS: | Puzzle Piece |

BACKGROUND: Say, “This is the last week in the unit, *Parables - Stories with Secrets*. Today, we are going to hear a parable about someone who was lost. Before we read that story, though, can someone remind us what a ‘parable’ is? Great! ‘Parables’ are stories told by **Jesus to reveal hidden truths**. Jesus doesn’t keep secrets from His followers, does He? No! Jesus loves showing us the truth! If you remember, the first parable we discussed was about a tiny mustard seed. The second parable was about the Good Samaritan. Then, last week, we learned about the hidden treasure and pearl. Those were some amazing parables, weren’t they? Before we begin today’s new story with a secret, would someone put our new puzzle piece on the wall?”

TRANSITION: Say, “Let’s get ready to engage in our story with a short game!”

ENGAGE – 10 MINUTES

MATERIALS: | Closepins (10 per class) |

Say, “We will be playing a game called, *Lost, But Found!* Who is ready to hear how to play it?”

GAME GOAL: To find each “missing” item and announce “Lost, But Found!”

HOW TO PLAY:

1. Before children arrive, hide ten closepins around the room.
2. When it is time to play the game, explain that there are “lost” closepins in the room and that you need help finding them.
3. When you say, “GO,” have the children look for all ten closepins. When someone finds one, tell them to announce, “Lost, But Found!”
4. Continue the game until all the closepins have been found. Replay as time allows.

TRANSITION: Say, “Great job! You found all my missing closepins! Now, there is an important reason I had you use the words, ‘Lost, But Found!’ Let’s read our story to find out why.”

LEARN – 15 MINUTES

Say, “Today’s story is called the ‘Parable of the Lost Son.’ Have you ever been lost? Wow. Do you remember what that felt like? It wasn’t good, was it? Well, Jesus used this parable to share something very important to His followers. Let me read it to you to find out what hidden truth Jesus wants to teach us.” Read Luke 15:11-22, 24 (ICB).



TO KEEP THE ATTENTION OF YOUR CHILDREN DURING A LONGER STORY, READ WITH EXPRESSION AND PAUSE TO MAKE DRAMATIC FACIAL EXPRESSIONS AS YOU GO. YOU COULD ALSO USE PROPS TO HELP YOU TELL THE STORY (PLAY FIGURES, TOY MONEY, TOY FOOD, CLOTHES, ETC.)

¹¹ Then Jesus said, “A man had two sons. ¹² The younger son said to his father, ‘Give me my share of the property.’ So the father divided the property between his two sons. ¹³ Then the younger son gathered up all that was his and left. He traveled far away to another country. There he wasted his money in foolish living. ¹⁴ He spent everything that he had. Soon after that, the land became very dry, and there was no rain. There was not enough food to eat anywhere in the country. The son was hungry and needed money... ¹⁵ So he got a job with one of the citizens (people) there. The man sent the son into the fields to feed pigs. ¹⁶ The son was so hungry that he was willing to eat the food the pigs were eating. But no one gave him anything. ¹⁷ The son realized that he had been very foolish. He thought, ‘All of my father’s servants have plenty of food. But I am here, almost dying with hunger. ¹⁸ I will leave and return to my father. I’ll say to him: Father, I have sinned against God and against you. ¹⁹ I am not good enough to be called your son. But let me be like one of your servants.’ ²⁰ So the son left and went to his father.”

“While the son was still a long way off, his father saw him coming. He felt sorry for his son. So the father ran to him, and hugged and kissed him. ²¹ The son said, ‘Father, I have sinned against God and against you. I am not good enough to be called your son.’ ²² But the father said to his servants, ‘Hurry! Bring the best clothes and put them on him. Also, put a ring on his finger and sandals on his feet. ²⁴ My son was dead, but now he is alive again! He was lost, but now he is found!’ So they began to celebrate.”

Say, “What a great parable! Let’s discuss the secret Jesus is uncovering with this parable.”



WHISPERING THE SECRET TO THE CHILDREN WILL HELP KEEP THEIR ATTENTION.

PARABLE SECRET:

“The secret Jesus reveals is that God is like the Father in this story. He loves to welcome us home. Let’s read the part again about how the Father acts when His son comes home (v. 20). Wow! The father wasn’t angry at his son for losing all his money and leaving, was he? He was just happy to have his son home! Do you see how this father waited and watched for his son - probably day after day? As soon as he saw his son coming up the road, he ran to him, hugged him, and kissed him. That’s how God acts toward us when we tell Him we are sorry for the bad things we have done. When we come to God, He doesn’t cross His arms and tell us how terrible we have been. Instead, He celebrates when we come to Him. **Jesus reveals hidden truths** about God, our Father, in this parable. Isn’t God a wonderful Father?”

TRANSITION: Say, “Great job listening to that secret. **Jesus reveals hidden truths**, doesn’t He?”

DISCUSS — 10 MINUTES

Say, "Let's discuss our story."

1. Who reveals hidden truths in parables?

Response: **Jesus reveals hidden truths.**

2. Why did the son come home?

Response: He was sorry he left. He was hungry and dirty. He realized he needed his father.

3. How did the father act when his son came home?

Response: He ran to him, hugged him, and kissed him.

4. What did the father give his son when he came back?

Response: He put a new robe on his son, a ring on his finger, sandals on his feet, and threw him a party.

5. What does this story tell us about God?

Response: God is loving, God is compassionate, God is forgiving, God is understanding, God is our Father, God is looking and waiting for you to come home to Him, etc.

TRANSITION: Say, "Great answers! God is so much kinder and more loving than we can ever imagine. Thank You, Jesus, for revealing such wonderful truths to us. Now, let's make a craft to help us remember what we have learned."

RESPOND — 15 MINUTES

MATERIALS: | "The Lost Son" Story Square (1 per child) | Crayons |

Say, "Great job talking about the 'Parable of the Lost Son.' Let's color in our story square to remind us of the lesson.

INSTRUCTIONS:

1. Give each child "The Lost Son" Story Square and crayons.
2. Each child will color it and take turns telling the class what happened in each of the story blocks.

TRANSITION: Say, "Great job! Now, we can use our craft to remember our story. Let's practice the memory verse we have been working on for the past few weeks."

MEMORIZE — 5 MINUTES

Tell the students that they will be practicing this monthly memory verse for the last time this week. Explain that it reminds us that Jesus often teaches through stories called parables.

"I will open my mouth (*put hands around your mouth like you're shouting*) **with a parable** (*hold hands out like a book*); **I will utter hidden** (*quickly cover and then uncover your eyes*) **things."** Psalm 78:2 (NIV)

CHALLENGE: Ask for volunteers to lead everyone else in the Bible verse and hand motions. Practice it several times this way.

REFLECT — 5 MINUTES


Say, “**Jesus reveals hidden truths!** When He was on Earth, Jesus loved revealing truths through His stories. We are going to thank God for sharing these things with us. God didn’t have to send His Son, Jesus, to tell us these wonderful stories, but He did! He wants you, and me, and everyone to know how much He loves us. Does anyone want to pray for us?”

SAMPLE PRAYER: *“Jesus, we praise You for revealing hidden truths to us in these parables. Thank You for showing us who You are. Help us be on the lookout for the great things You are doing. In Jesus’ name, Amen.”*

RELEASE —

Be intentional about making and deepening relationships during the dismissal time. As you wait for parents to arrive, help your kids connect through fun activities. For example, go back to the game you played during the ENGAGE section. Don’t forget to practice saying those beautiful words: “Lost, But Found!”

PARABLE OF THE LOST SON



(Figures made by DSart- Slovakia and Bratislava—from Teachers Pay Teachers)

