



HEARTWORK

WHAT JESUS SAYS ABOUT THE HEART



ROOTED
IPHC KIDS' CURRICULUM
EST. 2020

HEARTWORK

UNIT 3- HEARTWORK: WHAT JESUS SAYS ABOUT THE HEART

WRITER - TIFFANY CRISP
MANAGING EDITOR - KRISTI CAIN
EDITOR (PRE-K) - JENNIFER MCGHEE
DESIGNER - KATE KALVACH



HEARTWORK

MONTHLY PREPARATION GUIDE

UNIT 3-ELEMENTARY

In the *Heartwork* unit, we focus on four teachings of Jesus and what He says about our hearts. Each week, the kids will be learning about a different person that Jesus encounters who has a heart problem. The verse the class will be memorizing (and praying) is Psalm 51:10—“Create in me a pure heart, O God.” Be sure to emphasize that Jesus cares deeply about each person’s heart. Join in with the children as they discover how Jesus wants to make their hearts pure like His!

WEEK 1

LESSON MATERIALS: Puzzle Piece (1 per class), *Who is the Greatest?* Column Chart (1 per child), *Who is the Greatest?* Sort (1 per child), Glue Sticks, Scissors

WEEK 2

LESSON MATERIALS: Puzzle Piece (1 per class), *Need/Want Labels* (1 set cut out per class), *Need/Want Pictures* (1 set cut out per class), Tape, Large Heart Cutout (1 taped to the wall per class), Construction Paper (1 per child any color), Pencils (1 per child), Scissors

WEEK 3

LESSON MATERIALS: Puzzle Piece (1 per class), Personal Whiteboards and Dry Erase Markers or Paper and Pencils (1 set per pair), *Pure Heart Puzzle* Page (1 per child), Crayons

WEEK 4

LESSON MATERIALS: Puzzle Piece (1 per class), Crown (1 per class), Red Construction Paper Hearts (1 hand-sized heart per child), Laminator and Laminator Sheets with Dry Erase Markers OR Pens (1 set per child or 1 pen per child)

WHO IS THE GREATEST?

BIBLE PASSAGE

Mark 9:33-37 (ICB)

BIG IDEA

Jesus wants to make our hearts pure.

FOCUS VERSE

“Create in me a pure heart, O God.” Psalm 51:10a (NIV)

LESSON MATERIALS

| Puzzle Piece | *Who is the Greatest?* Column Chart | *Who is the Greatest?* Sort | Glue Sticks | Scissors |

GREET — 15 MINUTES

Connection questions to ask as the children arrive:

- What is your favorite subject at school? Why?
- If you could transport yourself anywhere, where would it be? Why?



YOU MAY BE THE ONLY PERSON WHO IS GENUINELY INTERESTED IN A CHILD'S LIFE. BE INTENTIONAL WITH YOUR CONVERSATION.

WORSHIP — 10 MINUTES

Do not skip worship with your kids! One of the biggest mistakes we can make is thinking it doesn't matter if we make the time to worship together, but worship is formational and foundational. Worship is learned best through practice.

PRAY — 5 MINUTES

Start the lesson by gathering the children for prayer. Allow a willing child to pray, but if no one volunteers, you can pray for the class instead.

SAMPLE PRAYER: “Jesus, thank You for bringing us here today. We invite You to teach us how to follow You. We love You. In Jesus’ name, Amen.”



TEACHERS, WHEN YOU PRAY OUT LOUD FOR YOUR CLASS, DON'T ONLY RECITE THE PRE-WRITTEN PRAYERS. SPEAK FROM THE HEART. IT IS GOOD FOR CHILDREN TO LEARN THAT PRAYER DOES NOT HAVE TO BE LONG OR PERFECT. KIDS NEED YOU TO MODEL A VIBRANT PRAYER LIFE.

REVIEW – 5 MINUTES

MATERIALS: | Puzzle Piece |

BACKGROUND: Say, “Do you remember when we talked about Jesus’ parables last month? Jesus revealed some amazing secrets with His stories, didn’t He? Well, this month we are starting a brand-new series of lessons called *Heartwork*. Over the next four weeks, we will be continuing to read about Jesus’ life, but this time we are going to see what He taught about our hearts. Jesus loves our hearts... a lot! He loves them so much that He talked about how to have a pure heart ALL the time. Jesus wants to heal our hearts and make them pure! That is such great news! Now, our first story puzzle piece for the month looks like this. Who wants to put it on the wall?”

TRANSITION: Say, “Alright, let’s do an activity to get us ready to hear our story for today!”

ENGAGE – 10 MINUTES

Say, “Today’s story is about who the greatest person is! Who here likes being the best? Most of us do, don’t we? Well, for this activity, we are going to be ordering ourselves by who is the greatest and least in each scenario!”

GAME GOAL: Children will order themselves from greatest to least in each given scenario.

HOW TO PLAY:

1. Children will order themselves from greatest to least by:
 - Age, Height, Shoe Size, Thumb Size, Arm Length, Alphabetical by Name

CHALLENGE: To make this game more difficult, have the students arrange themselves in order without talking.

TRANSITION: Say, “Great job ordering yourself from greatest to least! Now, let’s read from the Bible to see how Jesus answers the question, ‘Who is the Greatest?’”

LEARN – 15 MINUTES

Say, “Jesus’ disciples were with Him every day, but they still failed and made mistakes. They were people just like us, and people are not perfect. In our story, Jesus corrected His disciples’ because His followers had some heart problems! Let’s discover what kind of heart problem Jesus wants to fix in His followers.”
Read Mark 9:33-37 (ICB).



IF CHILDREN HAVE THEIR BIBLES, GIVE THEM TIME TO FIND THE PASSAGE SO THEY CAN FOLLOW ALONG.

³³ Jesus and his followers went to Capernaum and went into a house there. Then Jesus said to them, “What were you arguing about on the road?” ³⁴ But the followers did not answer, because their argument on the road was about which one of them was the greatest. ³⁵ Jesus sat down and called the 12 apostles (disciples) to him. He said, “If anyone wants to be the most important, then he must be last of all and servant of all.” ³⁶ Then Jesus took a small child and had him stand among them. He took the child in his arms and said, ³⁷ “If anyone accepts children like these in my name, then he is also accepting me. And if he accepts me, then he is also accepting the One (God) who sent me.”

Say, “WOW! Now that is a heart problem! These disciples were very prideful. Does anyone know what ‘prideful’ means? Yes! These disciples were thinking only, or at least mostly, about themselves.”

Ask, “Have you ever wanted to be the most important person? Have you ever thought about how fantastic it would be if you were the most famous singer or the most popular kid at school? Jesus was teaching His disciples to think of others, not just themselves. He told them that if they want to be the greatest, each of them must help other people and make others more important than themselves. Wow! That is not the way we normally think, is it? Jesus says the greatest people are humble - like He is! He wants to change our hearts to be better. **Jesus wants to make our hearts pure.**”

TRANSITION: Say, “Humility - thinking more of others than ourselves - is a sign of a pure heart, and **Jesus wants to make our hearts pure.**”

DISCUSS — 10 MINUTES

Say, “Wow! That story was great, but a little surprising too. Let’s talk about it.”

1. Who wants to make our hearts pure?

Response: **Jesus wants to make our hearts pure.**

2. What were the disciples arguing about?

Response: They argued about which of them was Jesus’ best/greatest follower.

3. How did Jesus say we become great?

Response: A person must be willing to be last and be a servant to everyone to become great.

4. What do you think Jesus means when He says to be a “servant of all”?

Response: He means we should be doing things for other people that help them and make them great.

5. What kind of heart does Jesus want to give us?

Response: Jesus wants to give us pure and humble hearts.

6. We do not normally want to put others first or serve others. How can we change how we feel?

Response: Jesus says that He (God) changes our hearts (Ezekial 26:36). When you are having a hard time being humble, ask Jesus to help you.

7. What is one thing you can do this week to treat someone else more important than yourself?

Response: Clean a sibling's room, help with the dishes, make something for someone, hug a friend, brag on a friend, tie someone's shoe, help a friend with homework, invite someone who is alone to sit or play with you.

8. What did we learn about Jesus today?

Response: **Jesus wants to make our hearts pure**, Jesus is humble, Jesus does not want us to be prideful, Jesus is a servant, Jesus is caring/loving, Jesus is a teacher, etc.

TRANSITION: Say, "What great answers to these questions! Let's be thinking about how we can put other people first."

RESPOND – 15 MINUTES

MATERIALS: | *Who is the Greatest?* Column Chart | *Who is the Greatest?* Sort | Glue Sticks | Scissors |

Say, "Let's look at the kind of heart God wants to give us (pure and humble). Remember, in the passage we read today, Jesus said the 'greatest' person is the one willing to be 'the last of all and servant of all.' Let's figure out what those people are like."

INSTRUCTIONS:

1. Give everyone (or each pair) a *Who is the Greatest?* Column Chart and a *Who is the Greatest?* Sort.
2. Cut out the cards from the *Who is the Greatest?* Sort and set them aside.
3. Read through each action on the cards (from the *Who is the Greatest?* Sort) with the class and have them glue the sort in the appropriate columns on the *Who is the Greatest?* Column Chart.
 - If it is a prideful action, glue it into the "Prideful" column. If it is a humble action, glue it into the "Humble" column.

MODIFICATION: Children can "buddy-up" if they have trouble reading the sort. You could also do this as a whole group activity by writing the category names on a board and letting children take turns assigning the actions under "humble" or "prideful."

TRANSITION: Say, "Awesome job with the sort! We can see that **Jesus wants to make our hearts pure**. Let's practice this month's memory verse."

MEMORIZE – 5 MINUTES

Say, "We will be practicing a new memory verse this month that reminds us to ask God for a pure heart." First, say the verse yourself as you demonstrate the actions. Then, have the kids practice it with you. Finally, ask for volunteers who would like to try it by themselves.

"Create (pretend you are shaping a piece of clay) in me a pure heart (make a heart shape with your hands), O God (point up)." Psalm 51:10a (NIV) (hold your hands out like a book)

CHALLENGE: Children can write down the verse on individual whiteboards to aid their memorization. This is an excellent technique for reading and writing learners.

REFLECT — 5 MINUTES

Say, “**Jesus wants to make our hearts pure!** The Bible says that without Jesus, our hearts are evil, and we cannot trust them (Jeremiah 17:9). But in Ezekial 36:26, God says He can give us NEW hearts! He gives us hearts that love Him and His ways. Let’s ask Jesus to make our hearts pure. We can even pray our memory verse to God. Does anyone need prayer today? Let’s pray over our friends together!”

SAMPLE PRAYER: *“Jesus, we pray for pure hearts. Help us put others first. Teach us to be servants of other people. We ask You to create in us a pure heart, God. Thank You for hearing our prayers and answering them in better ways than we could think to ask! In the lovely name of Jesus. Amen.”*

RELEASE —

If there is extra time, have the children practice their memory verse again, replay the ENGAGE game, etc. When parents arrive, give them a copy of the monthly Parent Guide (downloadable).

PARENT GUIDE GOALS:

1. To provide engaging questions and activities for family discipleship.
2. To review what the children are learning each week.

Don’t forget to tell each parent at least one encouraging thing about their child today!

WHO IS THE GREATEST?

"If anyone wants to be the most important, then he must be the last of all and servant of all." Mark 9:35 (ICB)

Jesus wants to make our hearts pure!

HUMBLE

PRIDEFUL

HUMBLE	PRIDEFUL

Who is the Greatest? Sort

DIRECTIONS: Cut out each card on the solid black line and glue it into the appropriate box labeled either "HUMBLE" or "PRIDEFUL." Use the words of Jesus to help you know which box to glue it into.

I OPEN THE DOOR FOR MY WHOLE CLASS AND LET EVERYONE GO IN BEFORE ME.	I SERVE SOMEONE FOOD AT LUNCH WHEN THEY NEED HELP.
I RUN TO THE FRONT OF THE LINE.	I DON'T HELP ANYONE WHO IS NOT MY FRIEND.
I WON AN EATING CONTEST AND THEN BRAGGED ABOUT HOW I WON.	I LET ANOTHER PERSON USE THE BATHROOM BEFORE ME.
I HELP OTHERS CLEAN UP THEIR MESSSES.	I LET ANOTHER FRIEND HAVE A CHANCE TO HELP THE TEACHER.
I POINT OUT THE GREAT THINGS THAT MY FRIENDS DO.	I TELL EVERYONE WHY I AM THE BEST.



THE RICH YOUNG MAN

BIBLE PASSAGE

Matthew 19:16-17, 20-22 (ICB)

BIG IDEA

Jesus wants to make our hearts pure.

FOCUS VERSE

“Create in me a pure heart, O God.” Psalm 51:10a (NIV)

LESSON MATERIALS

| Puzzle Piece | *Need/Want Labels* | *Need/Want Pictures* | Tape | Large Heart Cutout |
| Construction Paper | Pencils | Scissors |

GREET — 15 MINUTES

Connection questions to ask as the children arrive:

- What is your favorite board game?
- What is your favorite T.V. show?



IF YOU DO NOT KNOW EACH CHILD'S BIRTHDAY, FIND OUT FROM THEIR PARENTS OR THE CHILDREN'S MINISTRY LEADER SO YOU CAN ACKNOWLEDGE EACH ONE ON THEIR SPECIAL DAY.

WORSHIP — 10 MINUTES

If you have never done it in class, finish the worship time lying on your backs. End with a slower song and say, “We can worship God all the time and in different ways. Sometimes we sing loud or raise our hands, and other times we rest and are quiet. Being still and relaxed might even help you think about how good God is. So, we are going to end our worship time right now by lying on our backs while we sing quietly and praise God for how much He loves us. Let’s try it.”

PRAY — 5 MINUTES

Gather the children together for prayer.

SAMPLE PRAYER: “Jesus, thank You for being with us. Please make our hearts pure. Change us as we hear Your Word. We love You. In Jesus’ name, Amen.”

REVIEW – 5 MINUTES**MATERIALS:** | Puzzle Piece |

BACKGROUND: Say, “Last week, we started a new unit called *Heartwork*. In this series, we are talking about how God can make our hearts pure (good or holy)! Do you remember when we talked about the story, ‘Who is the Greatest?’ Jesus’ disciples had some heart problems, didn’t they! They were fighting over who was the best disciple, but Jesus taught that the greatest person is the one who is humble and puts others first. This type of person has a pure heart. Today, we are going to be hearing about the heart of another person in the Bible. Let’s put up our second puzzle piece for the month! Who would like to place it on the wall?”

TRANSITION: Say, “Let’s play a game to help us get ready to hear God’s Word!”

ENGAGE – 10 MINUTES

MATERIALS: | *Need/Want Labels* (1 set cut out per class) | *Need/Want Pictures* (1 set cut out per class) | Tape |

Say, “Today, we will be playing a game about needs and wants. If you were here last week, you might remember when we read some sentences and decided if a person had a humble heart or a prideful heart. We will be doing something similar for our game today. Check it out...”

GAME GOAL: To help children understand the difference between needs and wants.

HOW TO PLAY:

1. Tape the “NEED” label to a wall on one side of the room and the “WANT” label on the opposite wall.
2. Instruct the children to stand in the middle of the room facing the front.
3. Show the “Need” or “Want” pictures, one at a time, saying, “Is this a need or a want?”
4. After you show each picture, each child will walk either to the “NEED” or “WANT” side of the room (depending on which side they think is the correct answer).
 - *Optional:* After each child chooses a side, briefly ask one child from each side to explain why they chose to stand where they did.
5. If more people from the class choose the correct side, then give yourselves a point.
6. Continue this process until all of the “NEEDS” and “WANTS” have been decided on. Review each right answer and explain why you classified it as a “NEED” or a “WANT.”
 - *Answers:* “NEEDS” include water, food, home, and clothes. The “WANTS” include TV, cell phone, play station, bed, couch, and toys.

TRANSITION: Say, “You did a great job with the game! Now, let’s read our story to figure out what *needs* and *wants* have to do with our hearts.”

LEARN – 15 MINUTES

Say, “We are going to read about a rich young man who meets Jesus. All throughout Jesus’ time on earth, He taught about people’s hearts, even if it made people mad at Him. Jesus knew that unless God changes us, our hearts will always be evil. That is why Jesus thinks our hearts are so important. Let’s see what is wrong with the rich young man’s heart in our story. Open up your Bibles to Matthew 19:16-17, 20-22 (ICB).”

16 A man came to Jesus and asked, “Teacher, what good thing must I do to have life forever (go to heaven)?” 17 Jesus answered, “Why do you ask me about what is good? Only God is good. But if you want to have life forever, obey the commands.” 20 The young man said, “I have obeyed all these things. What else do I need to do?” 21 Jesus answered, “If you want to be perfect, then go and sell all the things you own. Give the money to the poor. If you do this, you will have a treasure in heaven. Then come and follow me!” 22 But when the young man heard this, he became very sad because he was very rich. So he left Jesus.



CLARIFY THAT JESUS IS NOT ASKING US TO GIVE UP ALL OF OUR “WANTS.” JESUS IS HELPING US DEVELOP HEARTS THAT LOVE HIM MORE THAN ANYTHING OR ANYONE ELSE.

Say, “Wow! That was a fascinating story. The rich man had a heart problem, didn’t he? Even though the rich young man’s heart was wrong, he did do something right!”

Ask, “*What did the man do right?* The man said he followed all of God’s commandments which is great, but he did it with a greedy heart which is wrong. Jesus knew the sin in the rich young man’s heart; He knew the man loved his money and stuff more than he loved God and people, so the rich man chose not to follow Jesus! It is a good thing **Jesus wants to make our hearts pure!** Having a pure heart means that we love God more than anything else, even our money and stuff. When we follow our evil, greedy hearts, the things we think will make us happy end up making us sad. Jesus knew this man needed a pure heart that loves God most of all.”

TRANSITION: “Jesus doesn’t want us to be greedy. He wants us to have generous hearts that love to share our things with others. Generosity is a sign of a pure heart, and **Jesus wants to make our hearts pure.**”

DISCUSS – 10 MINUTES

Say, “Let’s talk about our story together.”

1. What kind of heart does Jesus want to give us?

Response: **Jesus wants to make our hearts pure** and generous.

2. Is Jesus telling us to sell everything we own and give it to the poor?

Response: No, Jesus knew this man had a heart problem. Jesus showed the man that he loved money too much.

3. Why did the rich man leave Jesus sad?

Response: He did not want to give all of his stuff away. He realized he loved money more than anything else. There is nothing that will make us happy if we don't put Jesus first.

4. Why do you think we played the game about needs and wants?

Response: It helped us remember that much of what we think we need is not essential. The big lesson, though, is that we need Jesus more than anything else!

5. What are some ways you can be generous this week?

Response: I can give a friend one of my toys I know they like. I can joyfully watch a movie or play a game that was not my choice. I can give my chore money to someone who needs it. I can use my free time to help my parents around the house.

6. What did we learn about Jesus today?

Response: **Jesus wants to make our hearts pure**, Jesus makes us like Him, Jesus is generous, Jesus can change us, Jesus wants us to love Him most, etc.

TRANSITION: Say, "Thank you for the great discussion! I hope you will share some of the ways you want to be generous with your parents. Maybe you could even do some of them together!"

RESPOND – 15 MINUTES

MATERIALS: | Large Heart Cutout (1 per class) | Any Color Construction Paper (1 piece per child) | Pencils | Scissors | Tape |

Say, "For our activity, we will be making *Generosity Handprints!* Before we can start on them, let me show you how they should look."



USING A LARGE POSTER OR LARGE SHEET OF PAPER, DRAW AND/OR CUT OUT THE SHAPE OF A HEART. TAPE THE HEART TO THE WALL IN THE CLASS. THE HEART SHOULD BE BIG ENOUGH TO FIT ALL YOUR STUDENT'S HANDPRINTS INSIDE.

INSTRUCTIONS:

1. Give each person a piece of construction paper, scissors, and a pencil. Have them trace their hand on the paper.
2. Then, have them cut out their handprint and write one thing they can do this week to be generous to someone.
3. Put a small piece of tape on the back of each "generosity handprint" and allow each child to attach them to the large heart.
4. After everyone tapes their handprints on the heart, read them to the class.
5. Once all of them are read, give each child their handprint back to take home.

TRANSITION: Say, "I love all of your *Generosity Handprints!* You all gave some incredible ideas on how we can love others by being generous. Everyone can take their handprint home with them to remind them how they can be generous this week. Remember, **Jesus wants to make our hearts pure**. Now, let's practice this month's memory verse together."

MEMORIZE — 5 MINUTES

Explain that the class will be practicing a memory verse this month that reminds them to ask God for a pure heart. Say, "Let's say the verse for this month together."

"Create (pretend you are shaping a piece of clay) in me a pure heart (make a heart shape with your hands), O God (point up)." Psalm 51:10a (NIV) (hold your hands out like a book)

CHALLENGE: You could also play a game like "Bop It" to reinforce verse memorization. In this activity, each child recites a specific word of the verse when they are lightly "bopped" on the head. You could also take turns allowing each child to be the "bopper."

REFLECT — 5 MINUTES

Say, "Sometimes, we think we can make our hearts good and pure all by ourselves, but we cannot. We need Jesus' help to have pure hearts. **Jesus wants to make our hearts pure**, and He knows exactly how to do it. Jesus can make our hearts humble and generous if we ask Him! Let's pray that Jesus will make us more like Himself."

SAMPLE PRAYER: *"Jesus, please create a pure heart in every person here. Help us be more generous. Teach us to care about You and others more than ourselves and our money. In Jesus' name, Amen."*

RELEASE —


If there is extra time before parents arrive, have the children practice their memory verse again or make more *Generosity Handprints*.

NEEDS/WANTS LABELS

NEEDS

WANTS

NEEDS/WANTS ACTIVITY




NEEDS/WANTS ACTIVITY



NEEDS/WANTS ACTIVITY







HEARTWORK

WHAT JESUS SAYS ABOUT THE HEART



ROOTED
IPHC KIDS' CURRICULUM
- EST. 2020 -

HEARTWORK

UNIT 3- HEARTWORK: WHAT JESUS SAYS ABOUT THE HEART

WRITER - TIFFANY CRISP
MANAGING EDITOR - KRISTI CAIN
EDITOR (PRE-K) - JENNIFER MCGHEE
DESIGNER - KATE KALVACH



MARTHA'S ANGER WITH MARY

BIBLE PASSAGE

Luke 10:38-42 (ICB)

BIG IDEA

Jesus wants to make our hearts pure.

FOCUS VERSE

"Create in me a pure heart, O God." Psalm 51:10a (NIV)

LESSON MATERIALS

| Puzzle Piece | Personal Whiteboards and Dry Erase Markers *or* Paper and Pencils | *Pure Heart* Puzzle Page | Crayons |

GREET — 15 MINUTES

Connection questions to ask as the children arrive:

- If you could see any animal in the world, which one would you see? Why?
- What is your favorite place to go out to eat?

WORSHIP — 10 MINUTES

Change things up by distributing children's musical instruments (maracas, tambourines, small drums, etc.). As the children play along with the songs, explain that God loves it when we sing AND when we play our instruments for Him.

PRAY — 5 MINUTES

Gather the children together for prayer.

SAMPLE PRAYER: "Jesus, thank You for being a God who is always with us—even without us asking. Change our hearts to be pure like Yours! Help us understand what You want us to learn from the Bible story today. In Jesus' name, Amen."



REMINDE THE CHILDREN THAT PRAYING IS ONE OF THE MOST IMPORTANT PARTS OF ANY DAY BECAUSE WE ARE ENTERING INTO A CONVERSATION WITH GOD AND LEARNING TO TRUST HIM WITH OUR NEEDS.

REVIEW — 5 MINUTES

MATERIALS: | Puzzle Piece |

BACKGROUND: Say, “We are in the third week of our *Heartwork* lessons. In this unit, we have talked about how **Jesus wants to make our hearts pure**. Do you remember in the first week, we talked about the story, ‘Who is the Greatest?’ Jesus’ followers fought over who the greatest person was, but Jesus wants us to put other people first and to help others - not try to be the greatest. Then, last week, we learned about the rich young ruler and how he loved his money more than he loved any thing else. Jesus did want him to love his money most of all; He wanted him to love other people and God the most. Did anyone practice giving with pure hearts this week? Now, let’s read another great story discussing what Jesus says about our hearts.” Put up this lesson’s puzzle piece.



IF THE CHILDREN ARE HAVING A HARD TIME TRANSITIONING FROM ONE ACTIVITY TO ANOTHER, COME UP WITH A SIGNAL OR SOUND THAT LETS THE CHILDREN KNOW IT IS TIME TO STOP WHAT THEY ARE DOING AND START SOMETHING ELSE.

TRANSITION: Say, “Alright, let’s prepare for our story with a game!”

ENGAGE – 10 MINUTES

MATERIALS: | Personal Whiteboards and Dry Erase Markers or Paper and Pencils (1 set per pair) |



DO NOT HAND OUT THE WHITEBOARDS AND MARKERS UNTIL AFTER YOU HAVE EXPLAINED ALL THE DIRECTIONS. ONCE THE KIDS HAVE THE BOARDS AND MARKERS, THEY WILL NOT BE FOCUSED ON THE DIRECTIONS.

Say, “The game we will be playing today is going to be a challenge. The game is called *All Mixed Up*. In just a minute, I am going to give the whole class an emotion to draw. Some of the emotions are going to be easy to draw and some are going to be difficult. Do you think you can do it?”

GAME GOAL: To think of a way, in pairs, to draw out the different emotions.

HOW TO PLAY:

1. Pair the kids up and give each pair a whiteboard and dry erase marker (or paper and pencils).
2. Name an emotion for the kids to draw out on their whiteboards and give each team 45 seconds to talk about what to draw and to draw it.
 - *Emotion Examples:* Confused, Worried, Angry, Curious, Happy, Busy, Thoughtful, Tired, etc.
3. After the 45 seconds is up, tell everyone to put their markers down and show their boards to the class. Each team will explain why they drew what they drew.

MODIFICATION: If you do not have personal sized whiteboards but still want to use dry erase supplies, you could make bigger groups and have them all work on a large whiteboard in front of the class. Another alternative would be to laminate a sheet of paper (one per pair) and give them to the kids to use as “whiteboards.”

TRANSITION: Say, “We played a game about emotions because there are a lot of emotions in our story today! Some emotions were from a pure heart and others were not. Are you ready to hear about it?”

LEARN – 15 MINUTES

Say, “Today, we will read about two women named Mary and Martha. God uses their story to teach us a lesson about our hearts. Remember our big idea as we read: **Jesus wants to make our hearts pure**. Let’s see what Jesus has to teach us. Open your Bibles to Luke 10:38-42 (ICB).”

³⁸ While Jesus and his followers were traveling, Jesus went into a town. A woman named Martha let Jesus stay at her house. ³⁹ Martha had a sister named Mary. Mary was sitting at Jesus' feet and listening to him teach. ⁴⁰ Martha became angry because she had so much work to do. She went in and said, "Lord, don't you care that my sister has left me alone to do all the work? Tell her to help me!" ⁴¹ But the Lord answered her, "Martha, Martha, you are getting worried and upset about too many things. ⁴² Only one thing is important. Mary has chosen the right thing, and it will never be taken away from her."

Say, "Hmmm, it sounds like Mary had a pure heart, but Martha had a heart problem."

Ask, "*Why was Martha angry?* Martha's sin was not that she was serving Jesus. Serving Jesus is good! Martha had two big heart problems. First, Martha was angry in her heart toward Mary. Martha's second heart problem is that she had made her work more important than being with the Jesus. We are a lot like Martha sometimes. Do you get frustrated when things do not go your way or when others do not do what you think they should? I do too. When that happens, remember that anger can be a sign that we need to ask Jesus to make our hearts pure. Jesus does not want us to have anger in our hearts, but he wants us to be content like Mary. Who thinks they know what 'content' means? Great! We are 'content' when our hearts are joyful and at peace no matter what is going on in our lives."



HELP CHILDREN UNDERSTAND THAT NOT ALL ANGER IS SINFUL. HOWEVER, AS WE HAVE BEEN LEARNING, MOST THINGS DONE IN SELFISHNESS ARE WRONG. THIS WAS THE TYPE OF ANGER MARTHA HAD IN THIS STORY.

TRANSITION: Say, "The good news is that Jesus wants to give us pure and content hearts, because as we keep saying: **Jesus wants to make our hearts pure.**"

DISCUSS — 10 MINUTES

Say, "Let's discuss our story from today."

1. What kind of pure heart does Jesus want us to have?

Response: **Jesus wants to make our hearts pure** and content.

2. What was Mary doing while Martha served Jesus?

Response: Mary was sitting at Jesus' feet, listening to him teach.

3. Have you ever felt angry or upset at someone for not helping you?

Response: Answers will vary.

4. How did Martha feel when Mary was not helping her?

Response: Martha was angry.

5. What are some ways Jesus helps us become content?

Response: Spending time with Jesus (i.e., worship, Bible reading) helps us find contentment. Because we know Jesus wants this for us, we can also pray, asking Him to change our hearts.

6. What should we do when we feel angry with someone else?

Response: We can pray and ask Jesus to give us pure hearts.

7. What did we learn about Jesus today?

Response: **Jesus wants to make our hearts pure**, Jesus is patient, Jesus loves us, Jesus is gentle, Jesus is a good listener, etc.

TRANSITION: Say, "Great discussion! Let's ask God to help us be content in Him this week. Are you ready for our next activity?"

RESPOND — 15 MINUTES

MATERIALS: | *Pure Heart Puzzle Page* (1 per child) | Black and Red Crayons (1 of each per child) |

Say, "Today, we are going to create a "pure" heart on our handout. We will be finding all the things that make good and pure hearts and all the things that make bad and impure hearts. Let me show you what I mean."

INSTRUCTIONS:

1. Give everyone a *Pure Heart Puzzle Page* with black and red crayons.
2. Children should color the words RED that describe *contentment* or *happiness*.
3. Then, have them color any word that describes *anger* or *selfishness* BLACK.



FOR THE MORE DIFFICULT WORDS, TALK ABOUT THE DEFINITIONS WITH THE CLASS OR WORK THROUGH THIS ACTIVITY AS A WHOLE CLASS.

TRANSITION: Say, "Great job! These hearts can help us remember that **Jesus wants to make our hearts pure**. Let's make sure we are people who have hearts that are pure (red words) and not hearts that are impure (black words). Let's practice this month's memory verse."

MEMORIZE — 5 MINUTES

Explain that the memory verse this month reminds the class to ask God for a pure heart. By this time, many of the children should be able to say the verse by memory.

"Create (*pretend you are shaping a piece of clay*) **in me a pure heart** (*make a heart shape with your hands*), **O God** (*point up*)." **Psalm 51:10a (NIV)** (*hold your hands out like a book*)

CHALLENGE: Offer to let individual children lead the memory verse practice this week.



GIVING CHALLENGING CHILDREN LEADERSHIP OPPORTUNITIES (LIKE LEADING A MEMORY VERSE) CAN HELP LESSEN DISRUPTIVE BEHAVIORS.

REFLECT — 5 MINUTES

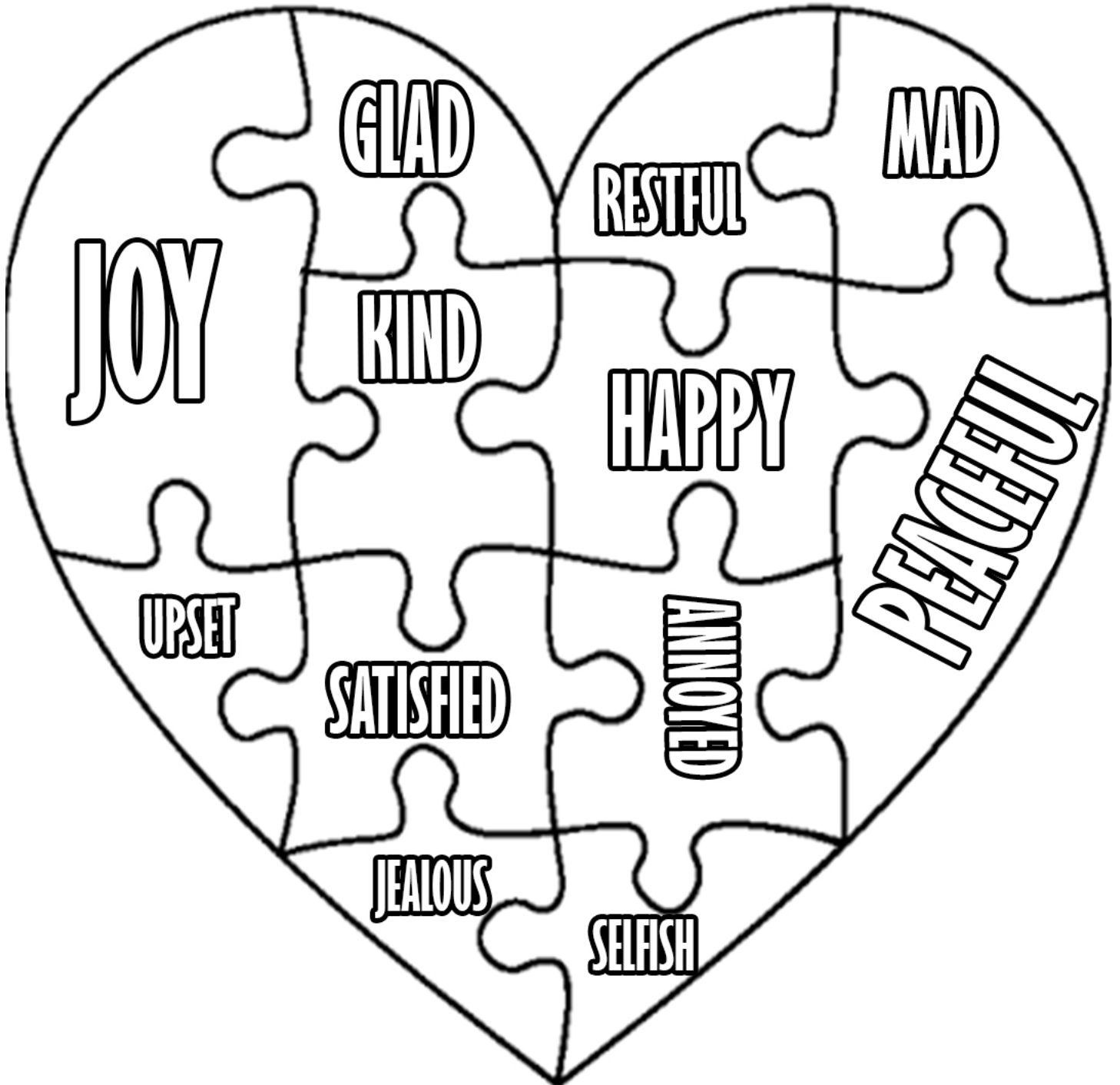
Say, "Let's pray that Jesus will change our hearts and make them pure like Mary's heart."

SAMPLE PRAYER: *“Jesus, please give us pure hearts that love You. We are sorry for the times we have been angry in our hearts or made other things more important than You. Forgive us and help us be content and joyful. In Jesus’ name, Amen.”*

RELEASE —

If there is extra time before parents arrive, review the story by acting it out or practice the memory verse again, but make it into a game.

THE PURE HEART



The Heart of Mary and Martha (Luke 10:38-42)





HEARTWORK

WHAT JESUS SAYS ABOUT THE HEART



ROOTED
IPHC KIDS' CURRICULUM
- EST. 2020 -

HEARTWORK

UNIT 3- HEARTWORK: WHAT JESUS SAYS ABOUT THE HEART

WRITER - TIFFANY CRISP
MANAGING EDITOR - KRISTI CAIN
EDITOR (PRE-K) - JENNIFER MCGHEE
DESIGNER - KATE KALVACH



THE UNFORGIVING SERVANT

BIBLE PASSAGE

Matthew 18:23-30, 32-33 (ICB)

BIG IDEA

Jesus wants to make our hearts pure.

FOCUS VERSE

“Create in me a pure heart, O God.” Psalm 51:10a (NIV)

LESSON MATERIALS

| Puzzle Piece | Crown | Red Construction Paper | Laminator and Lamination Sheets with Dry Erase Markers or Pens |

GREET — 15 MINUTES

Connection questions to ask as the children arrive:

- What are your plans for the rest of the day?
- What is the funniest thing that has ever happened to you?

WORSHIP — 10 MINUTES

Say, “God wants us to worship Him with our whole selves. We have talked about raising our hands, dancing, or kneeling in worship, but did you know we can also worship Him with our minds and thoughts? Before we sing today, let’s think of the reasons we love God. Then, we will worship Him through music!”

PRAY — 5 MINUTES

Gather the children together for prayer.

SAMPLE PRAYER: “Jesus, thank You for being a God who loved us before we ever loved You, and thank You for welcoming us into Your family when we were still sinners. Father, now, would You make us more like You? Change our hearts, make them pure, and help us understand what You want to teach us today. In Jesus’ name, Amen.”



REMINDE THE CHILDREN THAT THERE DOES NOT HAVE TO BE A SCRIPT FOR PRAYERS. TEACH THEM THAT THEY CAN PRAY WHILE KNEELING, STANDING, LAYING, OR WALKING. GOD WANTS TO HEAR FROM US ALL THE TIME!

REVIEW — 5 MINUTES**MATERIALS:** | Puzzle Piece |

IF YOU HAVE CHILDREN IN YOUR CLASS WHO DO NOT COMPLY WITH YOUR DIRECTIVES, TRY GIVING THEM "LEADERSHIP ROLES." FOR EXAMPLE, SAY, "I NEED YOUR HELP WITH SOMETHING THAT IS SUPER IMPORTANT." YOU CAN HAVE THEM HELP BY LETTING THEM PASS OUT PAPERS, STACK CHAIRS, CLEAN UP, ORGANIZE TOYS, PREPARE LESSON MATERIALS, ETC.

BACKGROUND: Say, "This is our final *Heartwork* lesson for the month. In this series, we have been talking about what it means to have a pure heart! In our first week, we discussed the story, 'Who is the Greatest?' and how we need God's help to become humble instead of prideful. In the second week, we learned about the rich young ruler's greed and how Jesus uses generosity to help us have purer hearts. Finally, last week, we talked about how Martha should have been content sitting with Mary at Jesus' feet, but she wasn't. She was angry and needed Jesus to transform her heart. Let's put up our last puzzle piece for the month! Who wants to place it on the wall?"

TRANSITION: Say, "Alright, let's play a game as we prepare for Jesus' story!"

ENGAGE — 10 MINUTES**MATERIALS:** | Crown (Plastic or Paper) |

Say, "In today's story, Jesus talks about a king, and we know that when kings declare (say) something, it has to happen! So today, we will be playing a game like *Simon Says*, but we are going to call it *King Says*! Who wants to be our first king?"

GAME GOAL: Each child must follow the king's actions. If they do not obey everything the king says, they are out!

HOW TO PLAY:

1. Choose one person to be the "king" and give them the crown to wear.
2. The "king" will call out actions like "touch your head," "jump up and down," "clap your hands," etc.
3. When the "king" uses the words, "The king says," and gives a command, everyone must comply.
4. When the "king" does not use the words, "The king says," in front of the command, no one should comply and do the action.
5. If someone even starts an action without the king saying, "The king says," then they are out!
6. When there is one child left, they are declared the winner of that round and can become the next "king" or choose someone else to be "king."

TRANSITION: Say, "Great job, everyone! Let's read our story together about a good, good king!"

LEARN — 15 MINUTES

Say, “Jesus is the best teacher, and He explains the most important things in ways His followers can understand. That is why he talks about a king in today’s story! He is trying to teach His followers an important lesson about their hearts, and He uses a king as an example of this. Let’s read to see what God wants to teach us about our hearts today.” Read from Matthew 18:23-30, 32-33 (ICB).

²³ “The kingdom of heaven is like a king who decided to collect the money his servants owed him. ²⁴ So the king began to collect his money. One servant owed him several million dollars. ²⁵ But the servant did not have enough money to pay his master, the king. So the master (king) ordered that everything the servant owned should be sold, even the servant’s wife and children... ²⁶ “But the servant fell on his knees and begged, ‘Be patient with me. I will pay you everything I owe.’ ²⁷ The master felt sorry for his servant. So the master told the servant he did not have to pay. He let the servant go free. ²⁸ “Later, that same servant found another servant who owed him a few dollars. The servant grabbed the other servant around the neck and said, ‘Pay me the money you owe me!’ ²⁹ “The other servant fell on his knees and begged him, ‘Be patient with me. I will pay you everything I owe.’ ³⁰ “But the first servant refused to be patient. He threw the other servant into prison until he could pay everything he owed. ³² “Then the master (king) called his servant in and said, ‘You evil servant... ³³ I had mercy (forgiveness) on you. You should have had the same mercy on that other servant.’

Say, “That is an interesting story. It sounds like the servant had a pretty big heart problem.”

Ask, “How did the king show kindness to his servant? The king forgave his servant of a tremendous amount of money, yet the servant man could not forgive the man who owed him just a little bit of money. That doesn’t seem right, does it? The servant had an unforgiving heart, but Jesus has better plans for our hearts. **Jesus wants to make our hearts pure.** Instead of holding grudges and refusing to forgive, Jesus wants us to have forgiving hearts. He wants us to forgive like the king in the story forgave. More importantly, He wants us to forgive because He forgives us.”



BE HONEST AND ACKNOWLEDGE THAT FORGIVENESS CAN BE HARD, BUT REINFORCE THE TRUTH: IT IS ALWAYS WORTH IT AND ALWAYS POSSIBLE WITH GOD’S HELP! JESUS WANTS TO HELP US FORGIVE PEOPLE THE WAY HE DOES!

TRANSITION: Say, “Forgiveness is a sign of a pure heart, and **Jesus wants to make our hearts pure.** Instead of refusing to forgive, Jesus teaches that we will find joy and forgiveness ourselves when we forgive others.”

DISCUSS — 10 MINUTES

Say, “Let’s discuss our story from today.”

1. What kind of heart is Jesus wanting to give us?

Response: **Jesus wants to make our hearts pure** and forgiving.

2. The king called the servant "evil." What did the servant do that was evil and wrong?

Response: Even though he had been forgiven much, the servant did not forgive the small debt of the other servant.

3. Does the king in the story remind you of anyone?

Response: Yes! The king sounds a lot like Jesus. Jesus forgave us by dying on the cross for our sins even though we did not deserve it.

4. Have you ever had a hard time forgiving someone? What happened?

Response: Answers will vary.

5. What do we do if we are having a hard time forgiving someone?

Response: First, remind yourself of the truth: Jesus promises to forgive us of ALL of our sins when we ask, even though we don't deserve it. Secondly, ask God to forgive you for holding a grudge, and then ask Him to help you forgive. Try praying for the person you're angry with too. It is amazing how God can heal our bitter hearts.

6. What did we learn about Jesus today?

Response: **Jesus wants to make our hearts pure**, Jesus is our king, Jesus is forgiving, Jesus wants us to forgive as He forgives us, Jesus is loving, etc.

TRANSITION: Say, "What a good discussion! Let's make sure we pursue forgiveness even with people who are not kind to us. Now, let's do an activity to help us remember this powerful story."

RESPOND — 15 MINUTES

MATERIALS: | Red Construction Paper | Laminator and Laminator Sheets with Dry Erase Markers or Pens (1 laminated heart and dry erase marker or 1 heart and pen per child) |

Say, "We heard a wonderful story today about how Jesus wants to give His followers hearts that forgive. Our next activity is going to help us explore that idea a little more."

INSTRUCTIONS:

1. Give each child a laminated heart and dry erase marker (or plain paper heart and pencil).



IF YOUR CHURCH DOES NOT HAVE A LAMINATOR, THEY SELL GOOD ONES FOR AROUND 25\$ TO 30\$! IF YOU CHOOSE NOT TO LAMINATE OR DO NOT HAVE ACCESS TO A LAMINATOR, SEE THE MODIFICATION SECTION BELOW.

2. Tell them to think about a time when someone hurt them and write that person's name or a word that reminds them of the situation on their heart.
3. Explain that God wants to give us forgiving hearts, but that when we do not forgive, we suffer from sad feelings that hurt our own hearts and separate us from others.
4. Ask volunteers to share what they wrote down.
5. When each person has a word written, ask the children to repeat the following prayer together: *"Jesus, forgive me for my unforgiveness. Help me become more like You, and with a pure heart, forgive this person who has hurt me."*
6. Once you have prayed, have everyone wipe their heart clean (or erase the heart).

7. IMPORTANT NOTE: This activity has the potential to unearth tender feelings. You may want to have the children spread out, so they can write in privacy. Also, make sure you are present and involved in this exercise. If you see that thinking about hurtful situations is causing unusual emotion (anger, sadness, etc.), go to the child. It is essential for there to be at least two adults in a room with children, so while one of you spends time with the hurting child, the other can be available to continue class.

MODIFICATION: If you do not have a laminator, the children can write on the construction paper hearts with a pencil instead of a dry erase marker.



EXPLAIN, "WHEN WE FORGIVE OTHERS, WE FEEL SET FREE. ONCE WE FORGIVE, WE NO LONGER HAVE TO CARRY THE WEIGHT OF ANGER AND BITTERNESS. THAT IS WHY WE WIPED OUR HEART CLEAN!"

TRANSITION: Say, "Great job with your hearts! Be sure to take them home with you today to help you explain to someone what forgiveness does to give you a pure heart."

MEMORIZE — 5 MINUTES

By this time, most of your regularly attending children should be able to say the verse by memory. Say, "Let's practice our verse for the month. It is a fantastic reminder that **Jesus wants to make our hearts pure.**"

"Create (pretend you are shaping a piece of clay) in me a pure heart (make a heart shape with your hands), O God (point up)." Psalm 51:10a (NIV) (hold your hands out like a book)

CHALLENGE: Since this is the last lesson with this memory verse, have children go around one-by-one repeating the verse with actions. Celebrate together once everyone has recited the verse from memory! By practicing this verse, you are hiding God's Word in the hearts of the children you disciple. Pray that the words and truth of this verse will never leave them.

REFLECT — 5 MINUTES

Say, "Because He loves us, **Jesus wants to make our hearts pure.** God, through the work of the Holy Spirit, can transform us into people who look and act like Him. He can make us love forgiveness. Jesus wants us to live a life modeled after Him. Let's pray that Jesus makes us quick to forgive."

SAMPLE PRAYER: "Jesus, we praise You for Your love and kindness. Thank You for forgiving us, not just once, but over and over. Would you help us better understand and receive Your forgiveness? In return, help us forgive others, even when it is hard. Finally, help us remember that when we sin, we can come to You, ask for forgiveness, knowing You love us and will wipe away the wrong we have done. In Jesus' name, Amen."

RELEASE —

If there is extra time before parents arrive, you can replay *King Says* or review the story again with the class.

