



THE BIGGEST ANNOUNCEMENT

JESUS IS THE GOOD NEWS!



ROOTED
IPHC KIDS' CURRICULUM
- EST. 2020 -

THE BIGGEST ANNOUNCEMENT

UNIT 4- THE BIGGEST ANNOUNCEMENT: JESUS IS THE GOOD NEWS

WRITER - TIFFANY CRISP
MANAGING EDITOR - KRISTI CAIN
EDITOR (PRE-K) - JENNIFER MCGHEE
DESIGNER - KATE KALVACH



THE BIGGEST ANNOUNCEMENT

MONTHLY PREPARATION GUIDE

UNIT 4-ELEMENTARY

In *The Biggest Announcement* unit, we focus on the four accounts of Jesus' resurrection. Each week, the kids will be hearing the stories of people who found out that Jesus had risen from the grave. The verse the class will be memorizing is found in Mark 16:15—"Go everywhere in the world. Tell the Good News to everyone." Be sure to emphasize that we need to tell everyone the good news that Jesus has risen from the grave. Join in with the children as they discover the varying accounts of Jesus' resurrection.

WEEK 1

LESSON MATERIALS: Puzzle Piece (1 per class), *Charade Picture Cards* (1 cut out set per class), Timer (Optional-1 per class), Scissors, *Blank Report Cards* (1 per child), *Jesus Report Cards* (1 per child), Envelopes (1 per child +1 extra), Pencils (1 per child), Construction Paper (1 paper per child), Tape, Stickers (Optional), Markers or Crayons

WEEK 2

LESSON MATERIALS: Puzzle Piece (1 per class), *Close-Up Pictures Set* (1 cut out set per class), *Answer Key* (1 per class), *The Empty Tomb Page* (1 per child), Markers or Crayons

WEEK 3

LESSON MATERIALS: Puzzle Piece (1 per class), Paper and Pencil (Optional-1 of each per child), *At the Tomb Film Strip* (1 per child), Pencils (1 per child), Markers or Crayons

WEEK 4

LESSON MATERIALS: Puzzle Piece (1 per class), *News Cards* (1 cut out set per class), *Empty Tomb Page* (1 per child), Pencils (1 per child), Toilet Paper Squares (1 square per child), Glue Sticks, Markers or Crayons

EASTER: JESUS IS RISEN

BIBLE PASSAGE

Matthew 28:2-4, 7, 11 (ICB)

BIG IDEA

Jesus has risen from the grave.

FOCUS VERSE

“Go everywhere in the world. Tell the Good News to everyone.” Mark 16:15 (ICB)

LESSON MATERIALS

| Puzzle Piece | *Charade Picture Cards* | Timer (Optional) | Scissors | *Blank Report Cards* | *Jesus Report Cards* | Envelopes | Pencils | Construction Paper | Tape | Stickers (Optional) | Markers or Crayons |

GREET — 15 MINUTES

Connection questions to ask as the children arrive:

- If you could visit any animal in the world, which one would it be? Why?
- What is your favorite thing to do with your family?



TAKE EVERY OPPORTUNITY TO BUILD RELATIONSHIPS FROM THE MOMENT THE CHILDREN WALK INTO THE ROOM.

WORSHIP — 10 MINUTES

1 Chronicles 16:23 says, “Sing to the Lord, all the earth; proclaim his salvation day after day.” Remind your students that as we worship, we are proclaiming how grateful we are that God sent His Son, Jesus, to die for us. Proclaim His salvation as you sing!

PRAY — 5 MINUTES

Gather the children in a group for prayer.

SAMPLE PRAYER: “God, we are so thankful for Your Son, Jesus! We celebrate You and thank You for loving us unconditionally. Help us fall more in love with You today! In Jesus’ name, Amen.”

REVIEW — 5 MINUTES

MATERIALS: | Puzzle Piece |

BACKGROUND: Say, "This month, we are learning about a very important announcement! In fact, we are going to talk about the BIGGEST announcement. An announcement is an important message one person shares with others. It is often a message shared with lots of people! Can someone tell me about a time when you have heard an announcement? Last month, we learned about people who had problems with their hearts. Jesus taught that we should ask God for pure hearts, but the people's hearts were wicked, and they would not listen. Instead, they got mad and killed Jesus. But today, we get a chance to share the biggest announcement ever: **Jesus has risen from the grave!** Let's put up our puzzle piece for this week!"

TRANSITION: Say, "Before we read about the biggest announcement, we need to get ready for our story by playing a game!"

ENGAGE – 10 MINUTES

MATERIALS: | *Charade Picture Cards* | Scissors | Timer (Optional) |

Say, "Who likes the game *Charades*?! Great! *Charades* is all about figuring out what one silent person is acting out. Then, we get to LOUDLY announce what we think they are trying to act out."

GAME GOAL: The class will work together to try and guess what each person is acting out.

HOW TO PLAY:

1. Cut out all the *Charade Picture Cards*.
2. Invite the children, one at a time, to act out the action phrases on the card. (It may be helpful to use a timer and give each "actor" a time limit. We recommend no more than 2 minutes per card.)
3. The class will try to guess and announce what charade the person is acting out.
4. Once guessed correctly, choose another volunteer and replay with another card.

TRANSITION: Say, "Great! You all are awesome at making announcements! It looks like you are ready to hear the biggest announcement. Let's read to see what happens!"

LEARN – 10 MINUTES

Say, "Right before our story, Jesus was hung on a cross to die, and His body was placed in a tomb guarded by many soldiers. Only three days later, the BEST and biggest announcement in the history of announcements (or important messages) is shared! Let's listen to this week's story filled with good news!" Read Matthew 28:2-4, 7, 11 (ICB).



MANY CHILDREN DO NOT KNOW HOW TO FIND A PASSAGE IN THE BIBLE. TEACH THEM HOW TO FIND THE TABLE OF CONTENTS, THE BOOK, THE CHAPTER NUMBER, AND THE VERSE NUMBER.

² At that time there was a strong earthquake. An angel of the Lord came down from heaven. The angel went to the tomb and rolled the stone away from the entrance. Then he sat on the stone. ³ He was shining as bright as lightning. His clothes were white as snow. ⁴ The soldiers guarding the tomb were very frightened of the angel. They shook with fear and then became like dead men. ⁷ [Then, the angel said] 'Jesus has risen from death.' ¹¹ Some of the soldiers who had been guarding the tomb went into the city. They went to tell the leading priests everything that had happened.

Say, "This is a story for celebration! **Jesus has risen from the grave.**"

Ask, "Can someone tell me why this story has the **BIGGEST** announcement ever? Yes! This is the biggest announcement because it tells us that Jesus is alive! Jesus resurrected from the dead! ('Resurrected' is a big word which simply means to come back to life from the dead.) Did you notice how shocked the soldiers were? They were so scared, they shook with fear. Even though these soldiers did not follow Jesus, they still had to share the news that **Jesus has risen from the grave!** This great news was too shocking to just keep to themselves!"

TRANSITION: Say, "Can everyone shout, '**Jesus has risen from the grave!**' Let's talk about what Jesus' death and resurrection does for those who believe in Jesus."

DISCUSS — 15 MINUTES

MATERIALS: | *Blank Report Cards* (1 per child) | *Jesus Report Cards* (1 per child) | Envelopes (1 per child, +1 for Jesus) | Pencils with Erasers (1 per child) |

Say, "Now that we have talked about Jesus' resurrection, let's discover why Jesus had to die for us?"



TODAY'S DISCUSSION IS A LITTLE DIFFERENT FROM OUR NORMAL PATTERN. THE ACTIVITY WE ARE SUBSTITUTING IS CALLED THE **GOD REPORT CARD**. THIS ACTIVITY IS BASED ON AN ACTIVITY FROM JACK KLUMPENHOWER'S BOOK, "SHOW THEM JESUS."

INSTRUCTIONS:

1. Pass out one *Blank Report Card* and pencil to each child. Have each child write his or her name on their own report card. Read aloud the "subjects" and have the kids fill in the grades they think they have earned for each category.
2. Next, have volunteers share the grades they gave themselves. Then, explain that God's holiness demands perfection from us. Anything less than perfection is a failure (Isaiah 64:6). Have everyone erase their grades and change all of them to F's. (Questioning may arise. Do not answer their questions yet.)
3. Then, give each child an envelope and tell them to write their name on it. The kids will put their bad report card into their envelope. *Do not seal the envelopes yet.*
4. Say, "This is a BIG problem!" Ask, "What would happen if you took this report card home with all F's?" (Possible punishments could include grounding, getting in trouble/punished, having their things taken away, etc.)
5. Ask, "How do you think we can solve this problem?" Let the kids offer possible solutions on how to fix this problem.
 - Example Answers: 1) *Erasing Grades:* Erasing the grades does not fix the problem; it only gives you a blank report card. 2) *Changing the Grades:* Grades are earned, so we cannot just change our grades to A's without the A's coming from somewhere. 3) *Working Harder:* It does not matter how hard we work to get better grades. Anything less than perfection is failing. 4) *Throwing it Away:* Even if you throw the report card away, you will still have F's.
 - Say, "Those were good try's, but no solution is as good as God's solution."
6. Reveal God's solution by giving each child a *Jesus Report Card*. Explain that Jesus earned the A+'s we cannot because He is perfect. He was the only person who ever lived a perfect life and

never did anything wrong. He was God's perfect Son.

7. Say, "Here is what Jesus did for you." Now, have the kids swap their report cards with Jesus' report card. (Each child will receive Jesus' perfect report card AND then place their bad report card into Jesus' envelope.)

8. Talk about what the swap means for both Jesus and us. Ask, "What did Jesus do for you?" and "Do you think this is a fair trade?"

9. Emphasize that we did not just take Jesus' report card and have great grades. Jesus had to trade report cards because someone had to be punished for the bad grades. Jesus took the punishment for all of our sin because He loves us.

10. Conclude with explaining that Jesus died so we can be FREELY forgiven. We can never earn forgiveness. Jesus paid the highest price so we could be forgiven.

11. Let the children keep their envelope with the *Jesus Report Card* in it.

Content adapted from "Show Them Jesus: Teaching the Gospel to Kids" by Jack Klumpenhower (p. 40).

TRANSITION: Say, "Do you understand why Jesus had to be punished so we can be accepted by God and become His children? When God looks at His people, He does not see our sin. Instead, He sees perfection because Jesus took the punishment we were supposed to take. He gave us His perfection while we gave Him our punishment. Now, we get to tell the good news that **Jesus has risen from the grave** to save us!"

RESPOND — 10 MINUTES

MATERIALS: | Construction Paper (Any Color—1 per person) | Tape | Stickers (Optional) | Markers or Crayons |

Say, "Now, we are going to make megaphones to share the biggest news that **Jesus has risen from the grave!** It is the biggest announcement we could ever share!"

INSTRUCTIONS:

1. Give each child one piece of construction paper.
2. Instruct them to write their initials somewhere on their paper. Then, starting from the corner, have the children roll their paper into a cone shape.
3. Tape the megaphone together and write, "**Jesus has risen from the grave**" on the side.
4. Children can walk around using their megaphone to announce the good news that **Jesus has risen from the grave.**

RELAY GAME: If there is extra time remaining, play the following game:

1. Collect all the megaphones.
2. Divide your group into lines of at least five children each.
3. Place one megaphone per team across the room, but directly in front of each line of children.
4. Then, hand the first person in each line a megaphone. Explain that when you say "Go!" the first child will speak into the megaphone announcing these exact words: "Good news, good news, **Jesus has risen from the grave!**"
5. Then, they will run to their second megaphone (across the room), trade it with the one they have, and take it back to their next teammate who will repeat the process.
6. The fastest team to finish wins!

CHALLENGE: During the relay, you can have the students hop, skip, walk on all fours, etc. to their second megaphone.

TRANSITION: Say, "Awesome job, everyone! Let's be people who tell the good news that **Jesus has risen from the grave!**"

MEMORIZE – 5 MINUTES

Say, "Our verse this month is about announcing that Jesus has risen ! Luckily, we get to tell others the good news—the BIGGEST news: **JESUS HAS RISEN FROM THE GRAVE!**"



OCCASIONALLY COMMUNICATE WHY WE MEMORIZE SCRIPTURE. SAY, "ONE REASON WE MEMORIZE GOD'S WORD IS SO WE CAN BE REMINDED OF HOW MUCH HE LOVES US AND TAKES CARE OF US WHEN HARD THINGS HAPPEN."

"Go everywhere (point forward) in the world (make the shape of the earth with your arms). Tell the Good News (put your hands around your mouth) to everyone (open your arms wide)." Mark 16:15 (ICB)

CHALLENGE: If you are looking for a new way to memorize the verse, have a competition to see which team has the verse memorized best. Write out all the words of the verse (each on different pieces of paper) and see if each team can put all the words in the correct order.

REFLECT – 5 MINUTES

Say, "**Jesus has risen from the grave**, and now we can share this biggest announcement with everyone. Jesus paid the highest price—with His life—so we can be saved and forgiven! We do not earn forgiveness, and we do not earn the love of God. We get it all for free! Praise Jesus!"

SAMPLE PRAYER: "Jesus, we are so thankful You died and rose from the dead! You are so loving to rescue us and save us! Touch our hearts to help us understand Your great love. In Jesus' name, Amen."

RELEASE –

If there is extra time before parents arrive, you can create additional *Charades* cards and replay the ENGAGE activity. You could also extend the game suggestion mentioned in the MEMORIZE portion. When parents come to pick up their children, give them a copy of the monthly Parent Guide (downloadable).

PARENT GUIDE GOALS:

1. To provide engaging questions and activities for families to continue discipleship at home.
2. To review what the children are learning each week.

CHARADE PICTURE CARDS

 <p>BRUSHING YOUR TEETH</p>	 <p>BLOWING OUT CANDLES</p>	 <p>DANCING</p>
 <p>TAKING A SHOWER</p>	 <p>READING A BOOK</p>	 <p>EATING AN ICE CREAM CONE</p>
 <p>SWIMMING</p>	 <p>RUNNING</p>	 <p>BUILDING A SANDCASTLE</p>
 <p>OPENING A PRESENT</p>	 <p>COOKING</p>	 <p>SWEEPING THE FLOOR</p>
 <p>PLAYING SOCCER</p>	 <p>CLIMBING A MOUNTAIN</p>	 <p>RIDING A BIKE</p>

BLANK REPORT CARDS

REPORT CARD

Name: _____

Godly Subjects	Grade Earned
OBEYING YOUR PARENTS	
GENEROSITY	
KINDNESS	
TELLING THE TRUTH	
PUTTING YOURSELF LAST	

REPORT CARD

Name: _____

Godly Subjects	Grade Earned
OBEYING YOUR PARENTS	
GENEROSITY	
KINDNESS	
TELLING THE TRUTH	
PUTTING YOURSELF LAST	

JESUS REPORT CARDS

REPORT CARD

Name: Jesus

Godly Subjects	Grade Earned
OBEYING YOUR PARENTS	A+
GENEROSITY	A+
KINDNESS	A+
TELLING THE TRUTH	A+
PUTTING YOURSELF LAST	A+

REPORT CARD

Name: Jesus

Godly Subjects	Grade Earned
OBEYING YOUR PARENTS	A+
GENEROSITY	A+
KINDNESS	A+
TELLING THE TRUTH	A+
PUTTING YOURSELF LAST	A+



THE WOMEN AT THE TOMB

BIBLE PASSAGE

Luke 24:1-11 (ICB)

BIG IDEA

Jesus has risen from the grave.

FOCUS VERSE

“Go everywhere in the world. Tell the Good News to everyone.” Mark 16:15 (ICB)

LESSON MATERIALS

| Puzzle Piece | *Close-Up Pictures* Set | *Answer Key* | *The Empty Tomb* Page | Markers or Crayons |

GREET — 15 MINUTES

Connection questions to ask as the children arrive:

- Tell me about a time when you were really surprised.
- If someone asked you about Jesus, how would you describe Him?

WORSHIP — 10 MINUTES

Say, “When I say the word, ‘worship,’ what is the first thing that comes to your mind? Great answers! While we usually connect worship to singing, it is much more than that. Did you know that anytime we put God first, we are worshiping Him? Who can think of some ways we can put God first? Those are fantastic answers! This week, I hope you will think about those things and other ways you can worship God, but right now, let’s put God first by singing about how wonderful He is!”



BECAUSE WE USE THE WORD “WORSHIP” TO DESCRIBE THE SINGING PORTION OF OUR SERVICES, CHILDREN OFTEN MISUNDERSTAND WHAT IT IS AND ITS SIGNIFICANCE. SO, EVERY ONCE IN A WHILE, REMIND THE CHILDREN THAT GOD LOVES OUR SINGING, AND HE ALSO CALLS US TO WORSHIP HIM WITH OUR WHOLE LIVES.

PRAY — 5 MINUTES

Prayer is the best way to start your time together!

SAMPLE PRAYER: “Jesus, we love You and Your friendship. We are so grateful that You let us know You and that You want to talk with us. Talk to us today and teach us what we need to learn. In Jesus’ name, Amen.”

REVIEW – 5 MINUTES

MATERIALS: | Puzzle Piece |

BACKGROUND: Say, “This month, we are learning about *The Biggest Announcement!* Does anyone remember what that announcement is? Right! **Jesus has risen from the grave!** Last week, we read about a huge earthquake that shook the tomb when Jesus rose from the dead. Then, an angel appeared and terrified the soldiers who were guarding the grave. Nothing, not even soldiers or stones, could keep Jesus from coming back to life. This is amazing news, and Jesus’ friends could not wait to share it! Today, we will be talking about what happens right after the soldiers run away! Remember, almost no one knows Jesus has risen yet. Let’s get ready for our lesson with this week’s puzzle piece.” Have a child post the puzzle piece on the wall.

TRANSITION: Say, “Who wants to play a game?”

ENGAGE – 10 MINUTES

MATERIALS: | *Close-Up Pictures* Set (1 per class) | *Answer Key* (1 per class) |

Say, “What does it mean to ‘make an announcement’? Right! When you make an announcement, you are sharing a message with others. Sometimes you even need to yell an announcement! Well, our game today is about announcing the right answers. Let’s see how you do!”

GAME GOAL: For each person to correctly guess and announce the true identity of the *Close-Up Pictures*.

HOW TO PLAY:

1. Pre-cut the *Close-Up Pictures* before class begins. If you have a large class, we recommend cutting out multiple copies of the *Close-Up Pictures* to pass around as you play.
2. Explain that you will show everyone a series of pictures (one at a time) that have been zoomed in on. We call these *Close-Up Pictures*.
3. Give everyone ten seconds to examine each picture. Then, when you say “go,” have everyone loudly announce what they think the picture is!
4. Once everyone has announced their answer, share the correct answer using the *Answer Key*.
5. See who can correctly guess the most number of pictures.

TRANSITION: Say, “Wow! Great job announcing those answers! Just like our game, the story today is all about announcing. Let’s learn about how Jesus’ resurrection was first announced!”

LEARN – 10 MINUTES

Say, “After the earthquake, the soldiers ran away from the tomb, but some women (close friends of Jesus’) came to His tomb to visit the grave, but HE WAS NOT THERE! Let’s see what this group of women does next!” Read Luke 24:1-11 (ICB).

¹ Very early on the first day of the week, the women came to the tomb where Jesus' body was laid. They brought the spices they had prepared. ² They found that the stone had been rolled away from the entrance of the tomb. ³ They went in, but they did not find the body of the Lord Jesus. ⁴ While they were wondering about this, two men in shining clothes suddenly stood beside them. ⁵ The women were very afraid; they bowed their heads to the ground. The men said to the women, "Why are you looking for a living person here? This is a place for the dead. ⁶ Jesus is not here. He has risen from death! Do you remember what he said in Galilee? ⁷ He said that the Son of Man must be given to evil men, be killed on a cross, and rise from death on the third day." ⁸ Then the women remembered what Jesus had said.

⁹ [All] the women [except Mary] left the tomb and told all these things to the 11 apostles and the other followers. ¹⁰ ... The women told the apostles everything that had happened at the tomb. ¹¹ But they did not believe the women. It sounded like nonsense.

Say, "I heard some good news in our passage. The angels said, '**Jesus has risen from the grave!**'"

Ask, "Why didn't the women expect Jesus to come back to life? Jesus told His followers many times that He was going to die (Mark 8:31, John 2:19, Matthew 16:4, etc.). However, these women (and Jesus' other disciples) did not remember or understand His words. They thought Jesus was going to become a great king in Israel and save them from their enemies. So, the disciples were extra sad about Jesus dying because they thought they had lost their friend and a perfect king. But, Jesus' followers did not lose either of those things! Jesus was alive and was a King of all Kings – a far greater King than His disciples imagined. Jesus also defeated the biggest enemy – He conquered sin and death! The women returned to tell the other disciples that **Jesus had risen from the grave**. It was such good news, but they were only beginning to realize how GREAT that news is! In fact, this news is the best news of all time—**Jesus has risen from the grave!**"

TRANSITION: Say, "This really is the biggest announcement of all time! God, give us the courage to understand and share the good news that **Jesus has risen from the grave!**"

DISCUSS – 15 MINUTES

Say, "Good listening! Let's talk about the story."

1. Who has risen from the grave?

Response: **Jesus has risen from the grave!**

2. How is the story of the women at the tomb different from the story of the soldiers? How is it similar?

Response: Answers will vary.

3. If you had been with the women that day and had seen the stone rolled away, how do you think you would have responded?

Response: Answers will vary.

4. What good news did the angels share with the women?

Response: The angels told the women that Jesus had risen from the grave. He was no longer dead but alive!

5. Would you have been able to believe that Jesus had risen from the grave? Why or why not?

Response: Answers will vary.

6. What do we learn about Jesus from this story?

Response: **Jesus has risen from the grave**, Jesus is powerful, Jesus did not stay dead, Jesus' resurrection is the best news of all time, etc.

TRANSITION: Say, "Do you understand that Jesus had to be punished so we can receive forgiveness for our sins? Now, when God looks at us, His children, He does not see our sin. Jesus' death and resurrection gives us freedom from sin and eternal life! Now, we get to tell that good news with others: **Jesus has risen from the grave!**"

RESPOND — 10 MINUTES

MATERIALS: | *The Empty Tomb* Page (1 per child) | Markers or Crayons |

Say, "Today, we get to celebrate Jesus' resurrection with a craft about our story! I will give you a hint: this activity is about an empty tomb. Let's find out how to make it."

INSTRUCTIONS:

1. Give each child *The Empty Tomb* page and markers or crayons.
2. While the kids are coloring, let them explain the story to a partner.

TRANSITION: Say, "Awesome job, everyone! Be like the women at the tomb, and tell others that **Jesus has risen from the grave!**"

MEMORIZE — 5 MINUTES

Say, "Our memory verse is centered on Jesus' command to share the Good News with everyone! Remember, we can share that **Jesus has risen from the grave!** Let's reread our memory verse, and then you can try it all by yourself!"

"Go everywhere (point forward) in the world (make the shape of the earth with your arms). Tell the Good News (put your hands around your mouth) to everyone (open your arms wide)." Mark 16:15 (ICB)

CHALLENGE: If you are looking for a new way to memorize this month's verse, write it out on a whiteboard but leave out one of the main words. The kids will guess the missing word and then say the verse out loud together. Each time they fill in the blank and say the verse, remove an additional word until all words have been removed, and they can recite the verse from memory.

REFLECT — 5 MINUTES


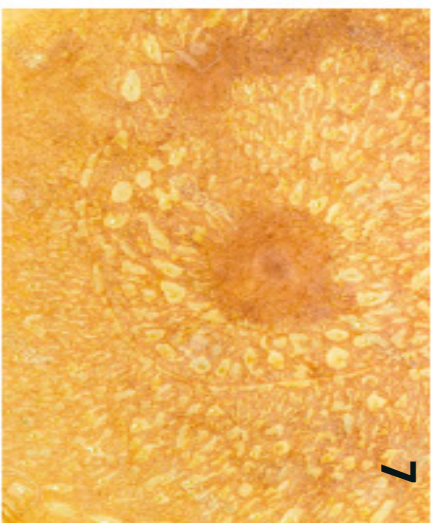
Say, “**Jesus has risen from the grave**, and now we can share this good news with everyone! Isn’t that exciting? Do not forget that Jesus died for your sins, and He rose from the dead on the third day to give you eternal life! The women could not wait to announce this story! Let’s pray that God will give us the same excitement for sharing the good news!”

SAMPLE PRAYER: *“God, thank You for giving us Your Son. While we are sad that Jesus had to die in our place, we are so grateful He did and that He rose from the dead! Jesus is our Savior and King! Thank You, Lord. Amen.”*

RELEASE —

If there is extra time before parents arrive, recite your memory verse again or try the memory verse challenge. Another great thing to do is ask more questions about the story or let the kids ask you questions. Discussion is one of the best ways to help your kids remember the lesson.



CLOSE-UP PICTURES




ANSWER KEY

1. SAND
2. TONGUE
3. NOODLES
4. RED PEPPER SEEDS
5. SALMON
6. RED ONION
7. PANCAKE
8. TENNIS BALL
9. MATCH
10. MOON

THE WOMEN AT THE EMPTY TOMB





MARY AT THE TOMB

BIBLE PASSAGE

John 20:15-18 (ICB)

BIG IDEA

Jesus has risen from the grave.

FOCUS VERSE

“Go everywhere in the world. Tell the Good News to everyone.” Mark 16:15 (ICB)

LESSON MATERIALS

| Puzzle Piece | Paper and Pencil (Optional) | *At the Tomb Film Strip* | Pencils | Markers or Crayons |

GREET — 15 MINUTES

Connection questions to ask as the children arrive:

- What are your favorite pizza toppings?
- Do you have a secret talent? What is it?

WORSHIP — 10 MINUTES

Worship is more than singing. Everything a believer does should be for God’s glory and is thus worship. Before you sing today, share a bit about what it means to worship God all the time, every day, with our lives. Incorporate a personal story about a way you worship God in your daily life, and then join together and sing.

PRAY — 5 MINUTES

Gather the children together for prayer.



PAUSE FOR A MOMENT AND INVITE YOUR STUDENTS TO PRAY SILENTLY ON THEIR OWN. YOU CAN HAVE YOUR KIDS FIND A QUIET SPOT IN THE ROOM TO BE WITH GOD, EVEN IF IT IS JUST FOR 30 SECONDS. THEN HAVE EVERYONE RETURN FOR CORPORATE PRAYER.

SAMPLE PRAYER: “God, thank You for sending your Son, Jesus, to show us how to live! We are excited that You let us learn about how good You are from the Bible. Help us know who You really are! In Your great name, Amen.”

REVIEW – 5 MINUTES

MATERIALS: | Puzzle Piece |

BACKGROUND: Say, “Does anyone remember what we are learning about this month? Yes! *The BIGGEST Announcement*—**Jesus has risen from the grave!** Can someone remind us what an announcement is? An announcement is an important message one person shares with others. It is often a message shared with lots of people. Two weeks ago, we talked about an earthquake that broke open Jesus’ tomb and the soldiers who were terrified. Then last week, we read about the women’s reaction as they saw the empty tomb. They had to tell the good news! It really is the biggest announcement. Today, we get to hear more good news but from someone different than the soldiers and the women. Let’s put up our puzzle piece!”

TRANSITION: Say, “Let’s play a game to get our ears ready to hear who is going to be told the biggest announcement!”

ENGAGE – 10 MINUTES

MATERIALS: | Paper and Pencil (Optional) |

Say, “In our story today, Jesus makes His first official appearance after rising from the dead, but He does not look like Himself. He comes secretly and undercover. Let’s see what today’s activity has to do with our story.”

GAME GOAL: The “examiner” will listen closely to determine who the “secret agent” is based on the testimonies of the witnesses. (Explain that a testimony is a statement someone makes, usually in court.)

HOW TO PLAY:

Imaginary scenario: “Last night, we found evidence that someone in this room is not who they say they are. They are undercover! Let’s try to find out who it is.”

1. Have all the children sit in a circle. Assign someone to be the “examiner” and instruct him or her to step outside the room and close the door. Once the “examiner” leaves, quietly choose someone to be the “secret agent” (Don’t tell the “examiner” who it is).
2. The rest of the children are neighborhood “witnesses” who will give their testimony regarding where they were last night (this can be a made up place).
3. Explain that you will go around the circle (the first time), and one-by-one, the witnesses (including the “secret agent”) will give a testimony to the “examiner” of where they were “last night.” Give the children a moment to decide on a testimony.
 - *Example Testimonies:* I was walking my dog; I was at home watching TV; I was with my family at a restaurant; I was at school; I was playing basketball with friends, etc.
4. Tell the “secret agent” that he or she will need to be ready to secretly change one detail about their testimony when asked a second time. Example: First time= “I was playing baseball with my friends.” Second time= “I was playing basketball with my friends.”
5. Call the “examiner” back in and tell him or her to stand in the middle of the circle.
6. Go around the circle the first time and have each child give their testimony. Once everyone has stated their testimony, go around the circle AGAIN a second time and have the “witnesses” repeat the SAME testimony.
7. The “secret agent” will give a slightly DIFFERENT testimony than the first time around.

8. Once everyone has given their testimony twice, the “examiner” must guess who the “secret agent” is and announce it to the class.

9. Repeat as time allows.

MODIFICATION: If you think your students are going to have a hard time remembering their original testimonies, encourage all the children to write down exactly what they are going to say on paper so they do not forget.

TRANSITION: Say, “Wow! Those testimonies were great! You had to listen closely to determine who the ‘secret agent’ was, didn’t you? Now, we are ready to read our story. Let’s do it!”

LEARN – 15 MINUTES

Say, “Today, we will hear an awesome story about a time when Jesus was unrecognizable, even to one of His closest followers! This happened right after the women had seen the angel at Jesus’ empty tomb. Jesus’ tomb was empty, but there was a problem. The angel told the women at the tomb that **Jesus has risen from the grave**, but no one had seen Jesus... Until now! Let’s read John 20:15-18 (ICB) to hear some good news.”

¹⁵ Jesus asked her (Mary)... “Whom are you looking for?” Mary thought he was the gardener. So she said to him, “Did you take him (Jesus) away, sir? Tell me where you put him, and I will get him.” ¹⁶ Jesus said to her, “Mary.” Mary turned toward Jesus and said in the Jewish language, “Rabboni.” (This means Teacher.) ¹⁷ Jesus said to her, “Don’t hold me. I have not yet gone up to the Father (ascended). But go to my brothers and tell them this: ‘I am going back to my Father and your Father. I am going back to my God and your God.’” ¹⁸ Mary Magdalene went and said to the followers, “I saw the Lord!” And she told them what Jesus had said to her.

Say, “What good news! Jesus made the BIGGEST announcement to Mary. **Jesus has risen from the grave.** Did you know that Mary was one of the first people on earth to see Jesus appear after He had risen from the dead? That is pretty amazing!”

Ask, “How do you think you would have responded/felt if Jesus had appeared to you first? You may have been shocked, surprised, amazed, honored, or loved. I would have loved to see Jesus first after He was being raised from the grave. Mary saw with her own eyes that Jesus was alive, and she told the good news to Jesus’ disciples.”

TRANSITION: Say, “Tell your neighbor, ‘**Jesus has risen from the grave!**’”

DISCUSS – 10 MINUTES

Say, “Some interesting things happened in our story, and I want to talk about it. Let’s discuss it together!”

1. Who has risen from the grave?

Response: **Jesus has risen from the grave.**

2. Who did Mary think Jesus was?

Response: Mary thought Jesus was a gardener.

3. Why do you think Mary didn't recognize Jesus at first?

Response: We do not know for sure. Some people think she was crying, and so she could not see clearly. Others believe Jesus did not want Mary to know who He was at first, and so He hid His identity until He was ready for her to recognize Him.

4. What did Jesus say to Mary that helped her to recognize Him?

Response: He called her by her name, and she immediately knew that it was Jesus.

5. What announcement did Jesus want Mary to proclaim to His disciples?

Response: 'I am going back to my Father and your Father. I am going back to my God and your God.' Jesus wanted Mary to tell them He was going to be with God, His Father, in heaven but that He had risen.

6. Jesus said, "Don't hold me" to Mary. Why do you think Mary held onto Jesus?

Response: Answers will vary.

7. Do you think it would be hard to believe Jesus was alive if you had not seen Him?

Response: Answers will vary.

8. What do we learn about Jesus in this story?

Response: **Jesus has risen from the grave**, Jesus reveals Himself to us, Jesus is powerful, Jesus knows you by name, etc.

TRANSITION: Say, "Great job! Mary shared the biggest news, and we can too! **Jesus has risen from the grave!**"

RESPOND — 15 MINUTES

MATERIALS: | *At the Tomb Film Strip* (1 per child) | Pencil (1 per child) | Markers or Crayons |

Say, "Now, we are going to create a film strip of the events from the story about Mary at Jesus' tomb. It is going to look just like scenes from a movie. I think it will help us remember the story."

INSTRUCTIONS:

1. Review the events of the story using each film box: Jesus the gardener, Jesus shows Himself, Mary worships Jesus, and Mary shares the good news.
2. Children will draw and color in each movie scene according to the timeline of events.

TRANSITION: Say, "I love your film strips. What a great reminder of how Mary saw Jesus and declared, '**Jesus has risen from the grave.**' Let's practice this month's memory verse together."

MEMORIZE — 5 MINUTES

Say, "Our verse is about how we can share Jesus' biggest announcement with others by telling the good news that **Jesus has risen from the grave!**"



SOMETIMES KIDS DISENGAGE AT THIS POINT BECAUSE THEY DO NOT THINK SCRIPTURE MEMORIZATION MATTERS. SHOW THE CHILDREN THAT THIS TIME MATTERS TO YOU, BY JOINING IN AS THEY PRACTICE LEARNING THE VERSE.

“Go everywhere (point forward) in the world (make the shape of the earth with your arms). Tell the Good News (put your hands around your mouth) to everyone (open your arms wide).” Mark 16:15 (ICB)

CHALLENGE: Ask the children what this verse means to them. Some questions you can ask are:

1. What do you think God means when He says to “go everywhere”?
2. What is the “Good News” God wants us to tell?
3. Does Jesus mean we have to share the Good News with “everyone”?

REFLECT — 5 MINUTES

Say, “Now that we know what the biggest announcement is, we can tell people that **Jesus has risen from the grave**. One way we know Jesus’ story is true is because many people saw Him. For example, Mary saw Jesus with her own eyes. In the lesson next week, we will find out that she was not the only one Jesus appeared to after He had risen. Now, who will pray for us as we finish up our time together?”

SAMPLE PRAYER: “God, thank You for seeing each one of us and for knowing our names. We praise You, Jesus, for coming back to life so we can tell the good news of your resurrection! Help us be like Mary and boldly tell this good news. In Jesus’ name, Amen.”

RELEASE —

If there is extra time before parents arrive, review the story, play another round of the ENGAGE game, finish the film strip, recite your memory verse again, or cultivate relationships through conversation.



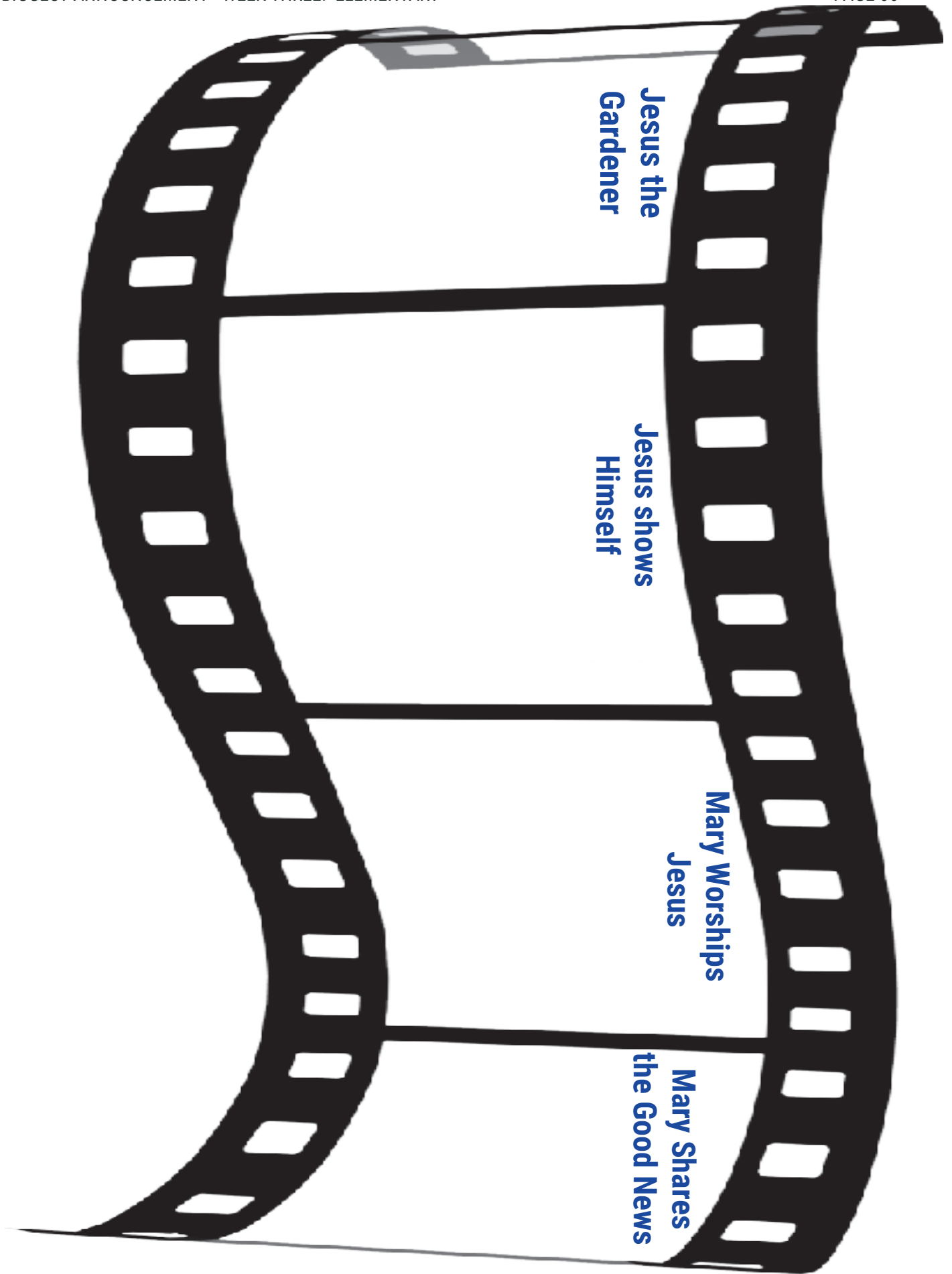
**KIDS AND ADULTS ALIKE WANT TO BE KNOWN AND RECOGNIZED.
USE THIS STORY AS A REMINDER TO ACKNOWLEDGE HOW HAPPY
YOU ARE THAT EACH CHILD IS HERE TODAY.**


**Jesus the
Gardener**

**Jesus shows
Himself**

**Mary Worships
Jesus**

**Mary Shares
the Good News**





PETER AND JOHN RUN TO THE TOMB

BIBLE PASSAGE

John 20:3-10 (ICB)

BIG IDEA

Jesus has risen from the grave.

FOCUS VERSE

“Go everywhere in the world. Tell the Good News to everyone.” Mark 16:15 (ICB)

LESSON MATERIALS

| Puzzle Piece | News Cards | Empty Tomb Page | Pencils | Toilet Paper Squares | Glue Sticks | Scissors | Markers or Crayons |

GREET — 15 MINUTES

Connection questions to ask as the children arrive:

- Would you rather be able to run incredibly fast or jump incredibly high?
- What is your favorite sport or exercise?

WORSHIP — 10 MINUTES

A fun way of starting your worship time is with a “Call to Worship.” A “Call to Worship” can be as simple as proclaiming a Bible verse to remind your kids why we worship. For example, you could say, “Psalm 150:6 states, ‘Let everything that has breath praise the Lord. Praise the Lord.’ We have breath in our lungs, which means this verse is for all of us! Let’s praise the Lord together!”

PRAY — 5 MINUTES

Gather the children for prayer, and encourage more than one child to pray for the day.



IF CHILDREN DO NOT KNOW HOW TO START THEIR PRAYERS, ENCOURAGE THEM TO PRAISE OR THANK GOD FOR SOMETHING RELATED TO HIS NATURE—HIS GOODNESS, HIS FAITHFULNESS, HIS BEAUTY, HIS MAJESTY, HIS COMPASSION, HIS LOVE, HIS GENTLENESS, HIS POWER.

SAMPLE PRAYER: “God, we are amazed by how great You are! You are our King, our Provider, and our Father. Create excitement in us for learning about You. We love You! In Jesus’ name, Amen.”

REVIEW — 5 MINUTES

MATERIALS: | Puzzle Piece |

BACKGROUND: Say, “Who remembers what we have been learning about this month? Right! We are learning about how **Jesus has risen from the grave** in our series called *The Biggest Announcement!* In the first week of *The Biggest Announcement*, we read how the soldiers were terrified when the angels opened Jesus’ tomb, and so they fled! Then, we talked about the women at the tomb who saw angels and heard that Jesus was alive but did not see Him. Finally, last week, we learned that Mary saw Jesus at the tomb. At first, she thought He was a gardener, but then she realized the truth! All of these people were shocked that Jesus had risen from the dead, and they went out to share the good news! Today, we will hear one more story about Jesus’ resurrection.” Put up the puzzle piece.

TRANSITION: Say, “It is game time! Who is excited?”

ENGAGE — 10 MINUTES

MATERIALS: | News Cards (1 set cut out per class) |

Say, “It is time to play a game! We are going to see if we can listen to some good news about today’s story and then pass it on correctly. Has anyone ever played, *Telephone*? Great! Then, you will know just what to do!”

GAME GOAL: To speak clearly and pass along the “news” to your neighbor.

HOW TO PLAY:

1. Gather everyone in a circle.
2. Using the *News Cards*, the teacher will start the game by whispering the information from one of the cards into the ear of the student on their right.
3. Each child will then pass on the secret by whispering it to the neighbor on their right until the “news” has made it around the circle.
4. The last person to receive the message will announce it to the group.
5. The teacher will read the corresponding *News Card* aloud to see if it matches the message that made it around the circle.
6. Repeat with other cards as time remains.

CHALLENGE: Once a child whispers the news to their neighbor, it may not be repeated.

TRANSITION: Say, “Good job sharing the good news of Jesus! Let’s read our story about two disciples who heard some news that sounded too good to be true.”

LEARN — 10 MINUTES

Say, “Right before our story begins, Mary rushes back from the tomb to tell the good news: **Jesus has risen from the grave!** Her words seemed so amazing, so Peter and John (two of Jesus’ disciples) do something bold to find out the truth for themselves. Let’s read John 20:3-10 (ICB) to find out what happens next.”

³ So Peter and the other follower started for the tomb. ⁴ They were both running, but the other follower ran faster than Peter. So the other follower reached the tomb first. ⁵ He bent down and looked in. He saw the strips of linen cloth lying there, but he did not go in. ⁶ Then following him came Simon Peter. He went into the tomb and saw the strips of linen lying there. ⁷ He also saw the cloth that had been around Jesus' head. The cloth was folded up and laid in a different place from the strips of linen. ⁸ Then the other follower, who had reached the tomb first, also went in. He saw and believed. ⁹ (These followers did not yet understand from the Scriptures that Jesus must rise from death.) ¹⁰ Then the followers went back home.

Say, "The two disciples, Peter and John, did not see the angels, they did not hear any good news, and they did not see Jesus. All they saw was an empty tomb."

Ask, "Why did Peter and John run to the tomb? Peter and John were shocked by the news that **Jesus has risen from the grave**. If you had just received super exciting news, what would you do? Well, Peter and John took off running for the tomb, and the way they ran tells us how much they wanted to see Jesus alive! They wanted the women's report to be true, but they had to see it for themselves. Thankfully, the women were right! Our Lord was no longer in the tomb because **Jesus has risen from the grave**."

TRANSITION: Say, "No wonder this is the biggest announcement! God, help us share the good news that **Jesus has risen from the grave!**"

DISCUSS — 15 MINUTES

Say, "Let's talk more about our story."

1. Who has risen from the grave?

Response: **Jesus has risen from the grave.**

2. Which two disciples ran to the tomb?

Response: Peter and John ran to the tomb.

3. Why did Peter and John believe that Jesus had risen from the grave?

Response: Peter and John believed because they saw the tomb open, the linen cloths lying inside, but Jesus was nowhere in sight. They also had the testimony from the women that Jesus was alive.

4. How do you think you would have felt if you had been Peter and John?

Response: Answers will vary.

5. What do you think Peter and John did when they went back home?

Response: Answers will vary.

6. What do we learn about Jesus from this story?

Response: **Jesus has risen from the grave**, Jesus is not in the tomb, Jesus is not dead but alive, Jesus is life, Jesus left his grave clothes behind in the grave, Jesus is more powerful than death, etc.

TRANSITION: Say, "**Jesus has risen from the grave**. Death has no power over Jesus because Jesus is God—nothing is too hard for Him (Jeremiah 32:27)! This is good news!"

RESPOND — 10 MINUTES

MATERIALS: | *Empty Tomb* Page (1 per child) | Pencils (1 per child) | Toilet Paper Squares (1 square per child) | Glue Sticks | Scissors | Markers or Crayons |

Say, "For our craft, we are going to recreate our story on paper. Let's work on it together."



MAKE A SAMPLE CRAFT FOR THE KIDS TO USE AS A MODEL.

INSTRUCTIONS:

1. Give each child an *Empty Tomb* Page and a pencil. The kids will draw Peter and John running to the tomb.
2. Next, the kids will color the *Empty Tomb* Page.
3. Finally, tear the toilet paper into one-inch pieces and give each child a few pieces to glue to the inside of the tomb (to make it look like Jesus' linen cloths are lying on the floor).

TRANSITION: Say, "Did this activity help you remember our story better? Do you think you could tell someone that **Jesus has risen from the grave?**"

MEMORIZE — 5 MINUTES

Say, "It is memory verse time! Have you enjoyed learning this month's verse? Great! Me too! One of the last things Jesus said before He returned to heaven were the words we are about to recite. A person's last words are often considered some of their most significant, so we definitely want to know what Jesus said to His closest friends before He went up to heaven!"

"Go everywhere (point forward) in the world (make the shape of the earth with your arms). Tell the Good News (put your hands around your mouth) to everyone (open your arms wide)." Mark 16:15 (ICB)

CHALLENGE: Read the verse together and discuss how each person in your group (including you) can tell the good news to someone. Make a "game plan" strategy to share that Jesus has risen from the grave.

REFLECT — 5 MINUTES


Say, "God is so powerful that even death cannot stop Him! How incredible is that? Let's make sure we always remember that Jesus has all the power and that **Jesus has risen from the grave.**"

SAMPLE PRAYER: "Jesus, thank You for rising from the grave! You are the most powerful and the most amazing God. You do impossible and miraculous things. Nothing is too hard or challenging for You. We love You, Amen."

RELEASE —

Have the children practice sharing the good news of Jesus with each other. Pair up the children and have them explain to each other why Jesus is so amazing! The more they practice sharing their faith with this group, the easier it will be to do outside the walls of the church.

THE EMPTY TOMB



NEWS CARDS

**IT WAS SHOCKING TO
SEE JESUS ALIVE.**

**THE ANGEL APPEARED
AND HAD GOOD NEWS.**

**JESUS WAS CELEBRAT-
ED AND HATED.**

**MARY WAS THE FIRST
ONE TO SEE JESUS
ALIVE.**

**AN EARTHQUAKE
SHOOK THE GROUND
WHEN JESUS DIED.**

**JESUS IS THE BIGGEST
ANNOUNCEMENT.**

