



THE BIGGEST ANNOUNCEMENT

JESUS IS THE GOOD NEWS!



ROOTED
IPHC KIDS' CURRICULUM
- EST. 2020 -

THE BIGGEST ANNOUNCEMENT

UNIT 4- THE BIGGEST ANNOUNCEMENT: JESUS IS THE GOOD NEWS

WRITER - TIFFANY CRISP
MANAGING EDITOR - KRISTI CAIN
EDITOR (PRE-K) - JENNIFER MCGHEE
DESIGNER - KATE KALVACH



THE BIGGEST ANNOUNCEMENT

MONTHLY PREPARATION GUIDE

UNIT 4-PRE-K

In *The Biggest Announcement* unit, we focus on the four accounts of Jesus' resurrection. Each week, the kids will be hearing the stories of people who found out that Jesus had risen from the grave. The verse the class will be memorizing is found in Mark 16:15—"Go everywhere in the world. Tell the Good News to everyone." Be sure to emphasize that we need to tell everyone the good news that Jesus has risen from the grave. Join in with the children as they discover the varying accounts of Jesus' resurrection.

WEEK 1

LESSON MATERIALS: Puzzle Piece (1 per class), *Charade Picture Cards* (1 set per class), Timer (Optional-1 per class), Construction Paper (1 paper per child), Tape, Stickers (Optional), Crayons

WEEK 2

LESSON MATERIALS: Puzzle Piece (1 per class), *Close-Up Pictures* (1 set per class), *Answer Key* (1 per class), *The Empty Tomb Page* (1 per child), *Angels Images* (1 cut out set per child), Glue Sticks, Crayons

WEEK 3

LESSON MATERIALS: Puzzle Piece (1 per class), Blindfold (Optional-1 per class), *Mary Sees Jesus Page* (1 per child), Crayons

WEEK 4

LESSON MATERIALS: Puzzle Piece (1 per class), *Empty Tomb Page* (1 per child), *Peter and John Running Characters* (1 cut out set per child), Glue Sticks, Crayons

EASTER: JESUS IS RISEN

BIBLE PASSAGE

Matthew 28:2-4, 7, 11 (ICB)

BIG IDEA

Jesus has risen from the grave.

FOCUS VERSE

“Go everywhere in the world. Tell the Good News to everyone.” Mark 16:15 (ICB)

LESSON MATERIALS

| Puzzle Piece | *Charade Picture Cards* | Timer (Optional) | Construction Paper | Tape | Stickers (Optional) | Crayons |

GREET — 15 MINUTES

Connection questions to ask as the children arrive:

- If you could visit any animal in the world, which one would it be? Why?
- What is your favorite thing to do with your family?



TAKE EVERY OPPORTUNITY TO BUILD RELATIONSHIPS FROM THE MOMENT THE CHILDREN WALK INTO THE ROOM.

WORSHIP — 10 MINUTES

1 Chronicles 16:23 says, “Sing to the Lord, all the earth; proclaim his salvation day after day.” Remind your students that as we worship, we are proclaiming how grateful we are that God sent His Son to die for us. Before moving on, take a moment to discuss what it means to “proclaim.” When we proclaim, we announce something, or we tell something boldly (or loudly and proudly). Now, proclaim how good God is as you sing!”

PRAY — 5 MINUTES

Gather the children in a group for prayer.

SAMPLE PRAYER: “God, we are so thankful for Your Son, Jesus! We celebrate You and thank You for always loving us. Help us fall more in love with You today and every day! In Jesus’ name, Amen.”

REVIEW — 5 MINUTES

MATERIALS: | Puzzle Piece |

BACKGROUND: Say, "This month, we are learning about *The BIGGEST Announcement!* An announcement is an important message one person shares with others. It is often a message shared with lots of people. Can someone tell me about a time when you heard an announcement? (at church, school, the store, etc.) Great! In the last few months, we have talked about Jesus and His time on earth doing miracles, teaching stories, and talking about our hearts. So many people loved Jesus while He was here, but other people made plans to kill Him. When Jesus died, it was very sad but just three days later, something amazing happened. I will give you a hint: This was the biggest and most amazing announcement ever, and we get to hear about it! Let's hang our first puzzle piece up and get started."

TRANSITION: Say, "Before I tell you what our 'biggest announcement' is, we need to get ready for our story by playing a game!"

ENGAGE — 10 MINUTES

MATERIALS: | *Charade Picture Cards* (1 set cut out per class) | Timer (Optional- 1 per class) |

Say, "Who likes the game *Charades*? I do too! *Charades* is all about guessing what one person is acting out. Then, we get to LOUDLY announce what we think they are trying to act out. Do you think we can do it?"

GAME GOAL: The class will work together to try and guess what each person is acting out.

HOW TO PLAY:



HAVE AN ADULT ACT OUT THE FIRST CARD TO HELP THE CHILDREN UNDERSTAND. ALSO, BEFORE YOU BEGIN, EXPLAIN THAT IT IS OK IF NO ONE GUESSES WHAT CHARADE THE ACTOR IS ACTING OUT. (CHILDREN THIS AGE GET THEIR FEELINGS HURT EASILY.) BE CLEAR ABOUT THE FACT THAT THIS GAME HAS NO WINNERS.

1. Stack up all the *Charade Picture Cards* and set them face-down.
2. Invite the children, one at a time, to act out the action pictures on the card.
3. The class will try to guess and announce what charade the person is acting out.
4. Once guessed correctly, choose another volunteer and replay with another card.

MODIFICATION: It may be helpful to use a timer and give each "actor" a time limit. We recommend no more than two minutes per card.

TRANSITION: Say, "Great! You all are awesome at making announcements! It looks like you are ready to hear the biggest announcement. Let's read to see what it is!"

LEARN — 10 MINUTES

Say, "Three days before our story, Jesus died on the cross, and His body was placed in a tomb. But, today's story takes place just three days later! We will be learning about the BIGGEST and most important announcement ever told! Let's read it!" Read Matthew 28:2-4, 7, 11 (ICB).

TELL THE STORY IN YOUR OWN WORDS OR USE THE PASSAGE BELOW.

² At that time there was a strong earthquake. An angel of the Lord came down from heaven. The angel went to the tomb and rolled the stone away from the entrance. Then he sat on the stone. ³ He was shining as bright as lightning. His clothes were white as snow. ⁴ The soldiers guarding the tomb were very frightened of the angel. They shook with fear and then became like dead men. ⁷ Jesus has risen from death. ¹¹ Some of the soldiers who had been guarding the tomb went into the city. They went to tell the leading priests everything that had happened.

Say, "This is a story we should celebrate! **Jesus has risen from the grave!**"

Ask, "Can someone tell me why this story has the **BIGGEST** announcement of all? Yes! This is the biggest and **BEST** announcement because the angel said **Jesus has risen from the grave!** Did you notice how shocked the soldiers were? They were so scared, they shook with fear. Even though these soldiers did not follow Jesus, they still had to share the news that **Jesus has risen from the grave!** What great news is too amazing to just keep to ourselves!"

TRANSITION: Say, "Can everyone shout, '**Jesus has risen from the grave!**'? Let's talk about what Jesus' death and raising to life again means for those who believe in Jesus."

DISCUSS — 15 MINUTES

Say, "We are going to use this time to talk about what Jesus has done for us."



THIS IS A DIFFERENT DISCUSSION TIME THAN NORMAL. USE THIS ACTIVITY TO HELP CHILDREN UNDERSTAND WHAT JESUS HAS DONE FOR THEM ON THE CROSS.

1. Ask, "Have you ever been put in timeout (or been disciplined)? How did it make you feel?" Reinforce the negative feelings of timeout (sad, upset, ashamed, frustrated, angry, anxious, etc.). Remind the children that we usually get put in timeout because we have done something wrong. When we do something wrong, we get in trouble.
2. Say, "Timeouts and other punishments do not erase the bad things we have done, they just help us do less bad things next time. No matter how hard we try, we can never be perfect."
3. Say, "But Jesus is different from us. Jesus was perfect! He never did anything wrong."
4. Ask, "Knowing Jesus was perfect, did He deserve to be punished? No! Jesus did not deserve to be punished, but He took our punishment so we would not have to. Instead of each of us dying for the wrong things we have done, God sent His Son, Jesus to take our place. Jesus gave us His perfect self, and we gave Jesus our punishment. That does not sound like a fair trade, does it?"
5. Say, "Here is the best part: Jesus came to do what we could not do. Jesus lived a perfect life, and Jesus loved you so much that He took the punishment that you should have had. Jesus died for you, so you could be free, saved, and forgiven."

6. Say, "What a wonderful God we serve. We can be perfect in God's eyes because Jesus traded places with us."

TRANSITION: Say, "It makes me so thankful to think about how much Jesus loves me! Now, we get to tell the good news that **Jesus has risen from the grave!**"

RESPOND – 10 MINUTES

MATERIALS: | Construction Paper (Any Color—1 per person) | Tape | Crayons | Stickers (Optional) |

Say, "Today, we are going to make megaphones to tell the exciting news that **Jesus has risen from the grave!** It is the biggest announcement we could ever share!"

INSTRUCTIONS:

1. Give each child one piece of construction paper.
2. Instruct them to write their initials somewhere on their paper, and then starting from the corner, have the children roll their paper into a cone shape.
3. Help the kids tape the paper together in a cone shape to make a megaphone.
4. Optional: Give each child some stickers and let them decorate their megaphone with them.
5. Once finished, the children can walk around using their megaphone to announce the good news that **Jesus has risen from the grave.**

TRANSITION: Say, "Awesome job, everyone! Let's be people who share that **Jesus has risen from the grave!** Who is ready to practice this month's memory verse?"

MEMORIZE – 5 MINUTES

Say, "Our memory verse is about announcing Jesus! We get to tell the good news to others! The biggest news we get to share is that **JESUS HAS RISEN FROM THE GRAVE!**"



COMMUNICATE WHY WE MEMORIZE SCRIPTURE. SAY, "WE MEMORIZE GOD'S WORD SO WE DO NOT FORGET HOW MUCH GOD LOVES US AND THAT WE CAN ALWAYS TRUST HIM."

"Go everywhere (*point forward*) **in the world** (*make the shape of the earth with your arms*). **Tell the Good News** (*put your hands around your mouth*) **to everyone** (*open your arms wide*)." **Mark 16:15 (ICB)** (*hold your hands out like a book*)

CHALLENGE: Get your kids moving as you memorize! Have each child pick a corner to stand in. Then, recite the verse together. Next, say "Good News!" as a signal for them to run and switch corners. Once everyone finds a new corner, repeat the verse. Continue the process several times as you practice learning the words together.

REFLECT — 5 MINUTES

Say, “**Jesus has risen from the grave**, and God wants us to share this news with everyone. Do not forget, Jesus died in your place and took the punishment you deserved so you could be saved! Praise Jesus!”

SAMPLE PRAYER: *“Jesus, we are so thankful You died and rose from the dead! You are so loving to rescue us and save us! Touch our hearts to help us understand Your great love. In Jesus’ name, Amen.”*

RELEASE —

If there is extra time before parents arrive, you can replay *Charades* by creating more action cards. When parents come to pick up their children, give them a copy of the monthly Parent Guide (downloadable).

PARENT GUIDE GOALS:

1. To provide engaging questions and activities for families to continue discipleship at home.
2. To review what the children are learning each week.

CHARADE CARDS

 <p>BRUSHING YOUR TEETH</p>	 <p>BLOWING OUT CANDLES</p>	 <p>DANCING</p>
 <p>TAKING A SHOWER</p>	 <p>READING A BOOK</p>	 <p>EATING AN ICE CREAM CONE</p>
 <p>SWIMMING</p>	 <p>RUNNING</p>	 <p>BUILDING A SANDCASTLE</p>
 <p>OPENING A PRESENT</p>	 <p>COOKING</p>	 <p>SWEEPING THE FLOOR</p>
 <p>PLAYING SOCCER</p>	 <p>CLIMBING A MOUNTAIN</p>	 <p>RIDING A BIKE</p>



THE WOMEN AT THE TOMB

BIBLE PASSAGE

Luke 24:1-11 (ICB)

BIG IDEA

Jesus has risen from the grave.

FOCUS VERSE

“Go everywhere in the world. Tell the Good News to everyone.” Mark 16:15 (ICB)

LESSON MATERIALS

| Puzzle Piece | *Close-Up Pictures* | *Answer Key* | *The Empty Tomb Page* | *Angels Images* | Glue Sticks | Crayons |

GREET — 15 MINUTES

Connection questions to ask as the children arrive:

- What can you do to show Jesus that you love Him?
- How do you know Jesus loves you?

WORSHIP — 10 MINUTES

Say, “Worship can be so much fun! Who can share about a time when they had fun worshiping? Great! Let’s remember to sing loud, smile, and enjoy these songs about our great God.”



WE WANT OUR KIDS TO LOVE WORSHIP. ONE OF THE WAYS WE DO THIS IS BY EMPHASIZING THE JOY GOD GIVES US WHEN WE BRING HIM GLORY. WHILE WE ARE NOT WORSHIPING THE LORD JUST TO MAKE OURSELVES HAPPY, WE DO ACKNOWLEDGE THAT HE GIVES PEACE AND JOY TO THOSE WHO HONOR HIM. THEREFORE, WE CAN SAY, “WORSHIP CAN BE SO MUCH FUN!”

PRAY — 5 MINUTES

Take time to pray together before you continue the lesson.

SAMPLE PRAYER: “Jesus, we love You so much. Thank you for hearing us when we pray. Now, help us hear You in Your Word. In Jesus’ name, Amen.”

REVIEW — 5 MINUTES

MATERIALS: | Puzzle Piece |

BACKGROUND: Say, “This month, we are learning about *The Biggest Announcement!* The biggest announcement (review the word ‘announcement’) we have to share is that **Jesus has risen from the grave!** Do you remember when we learned about the soldiers at Jesus’ tomb? The earthquake and the angels scared them so much that these strong men ran away! Today, we get to hear what happens next! Remember, at this point, almost no one knows Jesus is alive. Let’s get ready to listen to our next lesson, but first, let’s put up our new puzzle piece!” Add this week’s puzzle piece to the wall.

TRANSITION: Say, “Who wants to play a game?”

ENGAGE — 10 MINUTES

MATERIALS: | *Close-Up Pictures* (1 set per class) | *Answer Key* (1 per class) |

Say, “Does anyone remember what an announcement is? An ‘announcement’ is a message you share with others (sometimes loudly). Well, in our game, we will be making announcements—announcing correct answers. Are you ready?”

GAME GOAL: For each person to correctly guess the identity of the *Close-Up Pictures* and then announce the answer to the class.

HOW TO PLAY:

1. Be sure you cut out all of the *Close-Up Pictures* before class. If you have a large class, we recommend providing several copies of the *Close-Up Pictures* to pass around.
2. Explain that you will be showing everyone a series of pictures (one at a time) that have been zoomed in on. We call these *Close-Up Pictures*.
3. Give the children ten seconds to quietly examine the picture. Then, when you say “go,” have everyone loudly announce what they think the image is.
4. Once everyone has announced their answer, share the correct identity using the answer key.

MODIFICATION: If the children struggle to identify the pictures, ask questions like: *What is the object made of? Is the texture soft and squishy? Does it have scales? Is it hard and rough? Do you recognize the shape? What colors do you see?*

TRANSITION: Say, “Wow! Great job announcing those answers! Were some of your guesses correct? Just like our game, the story today is all about announcing—announcing big news! Let’s learn about how Jesus was announced when He rose from the dead (or came back to life)!”

LEARN — 10 MINUTES

Say, “After the soldiers ran away from Jesus’ tomb, some women who loved Jesus came to visit His grave, but HE WAS NOT THERE! Where was He? Let’s see what these women find out!” Read Luke 24:1-11 (ICB).

TELL THE STORY IN YOUR OWN WORDS OR USE THE PASSAGE BELOW.

¹ Very early on the first day of the week, the women came to the tomb where Jesus' body was laid. They brought the spices they had prepared. ² They found that the stone had been rolled away from the entrance of the tomb. ³ They went in, but they did not find the body of the Lord Jesus. ⁴ While they were wondering about this, two men in shining clothes suddenly stood beside them. ⁵ The women were very afraid; they bowed their heads to the ground. The men said to the women, "Why are you looking for a living person here? This is a place for the dead. ⁶ Jesus is not here. He has risen from death! Do you remember what he said in Galilee? ⁷ He said that the Son of Man must be given to evil men, be killed on a cross, and rise from death on the third day." ⁸ Then the women remembered what Jesus had said.

⁹ [All] the women [except Mary] left the tomb and told all these things to the 11 apostles and the other followers. ¹⁰ ... The women told the apostles everything that had happened at the tomb. ¹¹ But they did not believe the women. It sounded like nonsense.

Say, "Did you hear the biggest announcement? The angels said, '**Jesus has risen from the grave!**'"

Ask, "*Why were the women surprised when they came to Jesus' grave?* They thought Jesus was still dead, but an angel told them that Jesus was not there anymore. **Jesus has risen from the grave!** This is the biggest announcement! I am so thankful for this good news!"

TRANSITION: Say, "Jesus surprised everyone when He came back to life. How amazing!"

DISCUSS — 15 MINUTES

Say, "Good listening! Let's talk about the story."

1. Who has risen from the grave?

Response: **Jesus has risen from the grave!**

2. If you saw the stone rolled away from the grave, what would you think had happened to Jesus?

Response: Answers will vary.

3. Would you have been able to believe that Jesus had risen from the grave? Why or why not?

Response: Answers will vary.

4. What good news did the angels share with the women?

Response: The angels said that Jesus has risen from the grave. He is alive!

5. What did the women do when they heard the good news about Jesus?

Response: The women ran to tell Jesus' other followers that He is alive! Good news has to be shared.

6. What do we learn about Jesus from this story?

Response: **Jesus has risen from the grave**, Jesus is powerful, Jesus' stone was rolled away, Jesus is alive, etc.

TRANSITION: Say, "Now, we get to tell the good news that **Jesus has risen from the grave!** Do you know someone who needs to hear this announcement?"

RESPOND — 10 MINUTES

MATERIALS: | *The Empty Tomb* Page (1 per child) | *Angels Images* (2 cutout angels per child) | Glue Sticks | Crayons |

Say, "Today, we get to make a craft that helps us celebrate Jesus coming back to life! I'll give you a hint: the activity is about the angels telling the women that the grave was empty. Let's find out how to make it."

INSTRUCTIONS:

1. Give each child *The Empty Tomb* page, the *Angel Images*, and a glue stick.
2. The kids should glue the *Angel Images* to the outside of the *Empty Tomb* page.
3. Then, have the children color the entire page as a reminder that **Jesus has risen from the grave.**

CHALLENGE: Have the children draw the angels (instead of using the images) and then ask them to tell you about their drawings.

TRANSITION: Say, "Awesome job! Go and tell everyone that **Jesus has risen from the grave!**"

MEMORIZE — 5 MINUTES

Say, "Our memory verse is Jesus' own words to all of His followers. He told us to share the good news with everyone! Remember, you can share that **Jesus has risen from the grave!** Let's reread our memory verse, and then you can try it all by yourself!"

"Go everywhere (point forward) in the world (make the shape of the earth with your arms). Tell the Good News (put your hands around your mouth) to everyone (open your arms wide)." Mark 16:15 (ICB) (hold your hands out like a book)

CHALLENGE: Try singing the verse to a well-known tune like "Mary Had a Little Lamb." (YouTube also has musical versions of Mark 16:15 specifically for kids.) One of the easiest ways to memorize something is to put it to music.

REFLECT — 5 MINUTES

Say, "**Jesus has risen from the grave!** Can you share this good news with someone this week? I think you can. Jesus did not just come back to life to show how powerful He is. He came back so we could be forgiven for every bad thing we have done. Jesus came to give us new life! Let's pray that God will help us remember this biggest announcement: **Jesus has risen from the grave.**"


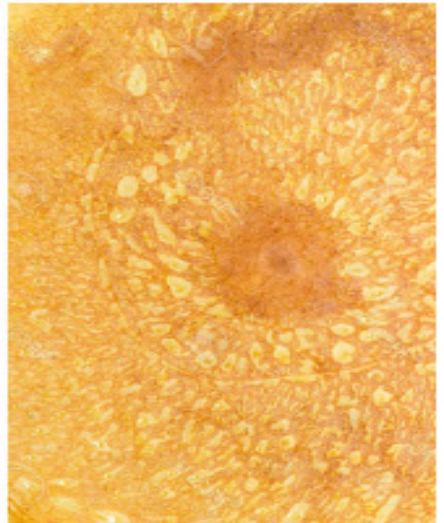
SAMPLE PRAYER: "God, thank You for giving us Your Son, Jesus. Thank You for bringing Jesus back to life so we can be forgiven and have a new life! Thank You, Lord. Amen."

RELEASE —

If there is extra time before parents arrive, recite your memory verse again or try the memory verse challenge. You can also review the story by asking more questions.

ANSWER KEY


1. SAND
2. TONGUE
3. NOODLES
4. RED PEPPER SEEDS
5. SALMON
6. RED ONION
7. PANCAKE
8. TENNIS BALL
9. MATCH
10. MOON




CLOSE-UP PICTURES



JESUS HAS RISEN FROM THE GRAVE





MARY AT THE TOMB

BIBLE PASSAGE

John 20:15-18 (ICB)

BIG IDEA

Jesus has risen from the grave.

FOCUS VERSE

“Go everywhere in the world. Tell the Good News to everyone.” Mark 16:15 (ICB)

LESSON MATERIALS

| Puzzle Piece | Blindfold (Optional) | *Mary Sees Jesus* Page | Crayons |

GREET — 15 MINUTES

Connection questions to ask as the children arrive:

- What are your favorite pizza toppings?
- Do you have a secret talent? What is it?

WORSHIP — 10 MINUTES

Worship is more than singing. Everything a believer does should be for God’s glory and is worship. Before you sing today, share a bit about what it means to worship God all the time, every day, with our lives. Incorporate a personal story about a way you worship God in your daily life, and then sing together.

PRAY — 5 MINUTES

Gather the children together for prayer.



OCCASSIONALLY ALLOW THE CHILDREN TO CHOOSE THEIR PRAYER POSTURE. FOR EXAMPLE, THEY MAY WANT TO STAND, LAY DOWN, OR KNEEL.

SAMPLE PRAYER: “God, thank You for sending your Son, Jesus, to show us how to live! We are excited that You let us learn about how good You are from the Bible. Help us know who You really are! In Your great name, Amen.”

REVIEW — 5 MINUTES

MATERIALS: | Puzzle Piece |

BACKGROUND: Say, “Does anyone remember what we are learning about this month? Yes! *The Biggest Announcement*—**Jesus has risen from the grave!** Who can remember what an announcement is? An announcement is information one person loudly tells others. For example, you might announce that your soccer team won a big game or that you learned to ride your bike. This month, we learned that the soldiers and the women at the tomb heard that Jesus had risen from the grave, but no one had seen Him yet. Let’s put up our puzzle piece and talk about another big announcement.”

TRANSITION: Say, “Let’s play a game to get our ears ready to hear our story!”

ENGAGE — 10 MINUTES

MATERIALS: | Blindfold (Optional) |

Say, “Today, we will hear another announcement—but it is going to be different than the ones before. Let’s play *Marco Polo* together to help us with our story.

GAME GOAL: One person is “it” and will close their eyes, announcing “Marco” to find everyone. Everyone else will try to hide and announce, “Polo” in response.

HOW TO PLAY:

1. Choose someone to be “Marco.” (This person is “it.”)
2. Cover that child’s eyes with a blindfold.
3. Tell everyone else to find a spot to hide in the room. Once the children have found a place, explain that this is the spot they have chosen for that entire round.
4. The blindfolded child will walk around the room announcing “MARCO” in order to find the other children who respond by saying, “POLO.”
5. When everyone has been found and tagged, restart the game with a new blindfolded person.

CHALLENGE: For a harder game, allow the children to move around while “Marco” is trying to tag people.

TRANSITION: Say, “Great job playing *Marco Polo*! Did you know that our story for today is about hiding and then announcing? It is similar to the game we just played! Let’s read the story together.”

LEARN — 15 MINUTES

Say, “Today, we will hear an awesome story about Jesus and Mary! In this story, Jesus hides who He is from Mary. When Mary and her friends arrived at Jesus’ tomb, it was empty. An angel told the women that Jesus had risen, but there was one problem; no one had seen Jesus... Until now! Let’s read about Jesus and Mary when Jesus came back to life.” Read John 20:15-18 (ICB).

TELL THE STORY IN YOUR OWN WORDS OR USE THE PASSAGE BELOW.

15 Jesus asked her (Mary)... "Whom are you looking for?" Mary thought he was the gardener. So she said to him, "Did you take him (Jesus) away, sir? Tell me where you put him, and I will get him." 16 Jesus said to her, "Mary." Mary turned toward Jesus and said in the Jewish language, "Rabboni." (This means Teacher.) 17 Jesus said to her, "Don't hold me. I have not yet gone up to the Father (ascended). But go to my brothers and tell them this: 'I am going back to my Father and your Father. I am going back to my God and your God.'" 18 Mary Magdalene went and said to the followers, "I saw the Lord!" And she told them what Jesus had said to her.

Say, "What good news! Jesus made the biggest announcement to Mary. He had risen from the dead and was alive again."

Ask, "In our story, who was hiding? Right! Jesus was hiding who He was from Mary. Did you know that Mary was one of the first people to see Jesus after He had risen from the dead? That's pretty amazing! Mary saw Jesus, and then she told the good news to His disciples: **Jesus has risen from the grave.**"

TRANSITION: Say, "Can we say that together? '**Jesus has risen from the grave!**' What a great story. Let's talk more about it."

DISCUSS — 10 MINUTES

Say, "Some interesting things happened in our story. Let's discuss it!"

1. Who has risen from the grave?

Response: **Jesus has risen from the grave.**

2. Who did Mary think Jesus was?

Response: Mary thought Jesus was a gardener. He hid His appearance from Mary so she wouldn't recognize Him yet.

3. What did Jesus say to Mary that showed her who He was?

Response: He called her by her name, and she knew right away He was Jesus



DO NOT MISS THIS MOMENT: SAY, "JESUS KNOWS YOUR NAME TOO! HE KNOWS EXACTLY HOW MANY HAIRS ARE ON YOUR HEAD (LK 12:7) AND EVERYTHING YOU DO (PS 139:2). HE KNOWS EVERYTHING ABOUT YOU AND HE LOVES YOU SO MUCH!"

4. What announcement did Jesus tell Mary to say to others?

Response: 'I am going back to my Father and your Father. I am going back to my God and your God. I saw the Lord.' Jesus wanted Mary to tell His disciples He was going to be with God, His Father, in heaven.

5. How would you have felt if Jesus appeared to you like He did to Mary?

Response: Answers will vary.

6. Do you think it would be hard to believe Jesus was alive if you hadn't seen Him?

Response: Answers will vary.

7. What do we learn about Jesus in this story?

Response: **Jesus has risen from the grave**, Jesus is powerful, Jesus sees you and knows you by name, Jesus wants you to tell others that He is alive, etc.

TRANSITION: Say, "Great job! Mary told the good news that **Jesus has risen from the grave**, and we can do that too. What a great reminder to share what Jesus has done for us. Let's do an activity to go with our story."

RESPOND — 15 MINUTES

MATERIALS: | *Mary Sees Jesus* Page (1 per child) | Crayons |

Say, "It is time for our craft! To help us remember our story, we are going to be coloring in a picture of Jesus and Mary. It says 'Jesus is Alive' at the bottom! Let's start."

INSTRUCTIONS:

1. Give each person a *Mary Sees Jesus* page.
2. Encourage the kids to color in the *Mary Sees Jesus* page.



USE THIS TIME TO TALK TO YOUR STUDENTS ABOUT HOW THEY VIEW GOD. WHEN THE CHILDREN'S ATTENTION IS ON A COLORING SHEET, IT IS EASIER TO INQUIRE ABOUT THEIR FAITH, CONCERNS ABOUT GOD, AREAS OF CONFUSION, AND FEELINGS ABOUT JESUS.

TRANSITION: Say, "Your coloring sheets look awesome! What a great reminder of how Mary saw Jesus alive! Then, she told Jesus' other followers that **Jesus has risen from the grave!** Let's practice this month's memory verse together."

MEMORIZE — 5 MINUTES

Say, "Our verse this month is about how we can share Jesus' biggest announcement. We get to tell the same good news that Mary announced! Let's practice it together."



IF YOUR CHILDREN ARE STARTING TO DISENGAGE, SHOW THEM HOW MUCH THIS TIME MATTERS TO YOU, BY JOINING IN AS THEY PRACTICE THE VERSE.

"Go everywhere (point forward) in the world (make the shape of the earth with your arms). Tell the Good News (put your hands around your mouth) to everyone (open your arms wide)." Mark 16:15 (ICB)

CHALLENGE: Ask the children what this verse means to them. Some questions you can ask are:

1. What do you think God means when He says to "go everywhere"?
2. What is the "Good News" God wants us to tell?
3. Does Jesus mean we have to share the Good News with "everyone"?

REFLECT — 5 MINUTES

Say, "**Jesus has risen from the grave!** The soldiers and women at the tomb heard the good news from angels, but Mary heard it right from Jesus. Let's learn from Mary and tell the good news of Jesus to everyone we know. Now, who will pray for us?"


SAMPLE PRAYER: "God, thank You for seeing each one of us and for knowing our names. We praise You for coming back to life so we can tell the good news to all people! Thank You, Jesus! Amen."

RELEASE —

If there is extra time before parents arrive, review the story, recite your memory verse again, or engage the children in conversation.



Jesus is alive!



PETER AND JOHN RUN TO THE TOMB

BIBLE PASSAGE

John 20:3-8, 10 (ICB)

BIG IDEA

Jesus has risen from the grave.

FOCUS VERSE

“Go everywhere in the world. Tell the Good News to everyone.” Mark 16:15 (ICB)

LESSON MATERIALS

| Puzzle Piece | *Empty Tomb* Page | *Peter and John Running* Characters | Glue Sticks | Crayons |

GREET — 15 MINUTES

Connection questions to ask as the children arrive:

- Which do you like better: running or walking?
- What is your favorite game to play?

WORSHIP — 10 MINUTES

Start your worship time differently today by reading Scripture as a “Call to Worship.” Choose a verse, like Psalm 150:6, that teaches about worship. For example, say, “Let everything that has breath praise the Lord. Praise the Lord.’ We have breath in our lungs, which means this verse is for all of us! Let’s lift our voices and worship the Lord together!”

PRAY — 5 MINUTES

Gather the children for prayer and encourage several of them to pray.



IF CHILDREN DO NOT KNOW WHAT TO SAY, ENCOURAGE THEM TO PRAY FOR SOMEONE THEY KNOW WHO IS SICK, OR TO THANK GOD FOR SOMETHING THEY LOVE, LIKE A FAVORITE PET.

SAMPLE PRAYER: “Jesus, we are amazed by how great You are! You are our King, our Provider, and our Father. Make us excited to learn about You. We love You! In Jesus’ name, Amen.”

REVIEW — 5 MINUTES

MATERIALS: | Puzzle Piece |

BACKGROUND: Say, “This month, we are learning about a BIG announcement! Does anyone remember what that announcement is? (Review the meaning of ‘announcement.’) Right! **Jesus has risen from the grave!** In the first week, we heard how God’s angels and an earthquake frightened the soldiers at Jesus’ grave, and so they ran away. Next, we talked about some women who saw angels at Jesus’ tomb and heard the good news that Jesus is alive. Then, last week, we learned that Mary got to see Jesus with her very own eyes! Now, we have one more story about how **Jesus has risen from the grave.** I cannot wait to share it with you!” Put up the puzzle piece.

TRANSITION: Say, “Now, it is time for a game! Who is excited?”

ENGAGE – 10 MINUTES

Say, “Today, we are going to get our exercise! We will be running! Raise your hand if you like to run. Great! Let’s play.”

GAME GOAL: To be the fastest runner in the class.

HOW TO PLAY:

1. Line everyone up on one side of the room (or outside if possible).
2. When you say, “Go!” have everyone run from one side of the room to the other.
3. Replay as interest allows.

CHALLENGE: If the same children keep winning, divide the class into groups that allow them to compete in smaller numbers. Possible groups include: girls, boys, everyone with birthdays in specific months, youngest children, oldest children, children with particular colors of eyes, hair, shirts, etc.

TRANSITION: Say, “You guys are so fast! Great job running! In our story today, TWO people run because they cannot wait to share the biggest announcement EVER—**Jesus has risen from the grave.**”

LEARN – 10 MINUTES

Say, “Right before our story begins, Mary has just rushed back from Jesus’ tomb to tell the good news: **Jesus has risen from the grave!** Peter and John (two of Jesus’ friends) want to see if Mary is telling the truth, so they do something strange—they start running!” Read John 20:3-8, 10 (ICB).

READ THE PASSAGE BELOW OR TELL IT IN YOUR OWN WORDS.

³ So Peter and the other follower [John] started for the tomb. ⁴ They were both running, but [John] the other follower ran faster than Peter. So the other follower reached the tomb first. ⁵ He [John] bent down and looked in. He saw the strips of linen cloth lying there, but he did not go in. ⁶ Then following him came Simon Peter. He went into the tomb and saw the strips of linen lying there. ⁷ He also saw the cloth that had been around Jesus’ head. The cloth was folded up and laid in a different place from the strips of linen. ⁸ Then the other follower, who had reached the tomb first, also went in. He saw and believed. ¹⁰ Then the followers went back home.

Say, "The two disciples, Peter and John, did not see angels, they did not hear any good news, and they did not see Jesus. All they saw was an empty grave."

Ask, "Why do you think Peter and John run to the tomb? Peter and John are so surprised to hear that **Jesus has risen from the grave** that they must see if it is true. When you hear fantastic news, what do you do? Do you walk real slow or sit around and wait before you go check it out? Or, do you run like Peter and John? If I had been with Peter and John, I would have started running too! Peter and John start running to the tomb because they want the good news of Jesus to be true. They want Jesus to be alive! Can you imagine how they feel when they discover that **Jesus has risen from the grave**?"

TRANSITION: Say, "This really is the biggest announcement: **Jesus has risen from the grave!**"

DISCUSS — 15 MINUTES

Say, "Let's talk together about the story."

1. Who has risen from the grave?

Response: **Jesus has risen from the grave.**

2. Which two followers of Jesus ran to the tomb?

Response: Peter and John ran to the tomb.

3. What did Peter and John see when they went into the tomb?

Response: They saw an empty grave.

4. Why did Peter and John believe that Jesus had risen from the grave?

Response: They believed because they saw the tomb door open, and Jesus' body was not there.

5. How would you feel if you had been at the tomb with Peter and John?

Response: Answers will vary.

6. What do we learn about Jesus from this story?

Response: **Jesus has risen from the grave**, Jesus is not in the tomb, Jesus is alive, Jesus is life, Jesus is powerful, etc.

TRANSITION: Say, "This story reminds us that nothing is too hard for God! (Jeremiah 32:27) **Jesus has risen from the grave.** This is good news!"

RESPOND — 10 MINUTES

MATERIALS: | *Peter and John Running* Characters (1 cut out set per child) | Popsicle Sticks (1 per child) | Glue Sticks or Tape | Crayons |

Say, "What did Peter and John do when they heard that Jesus had come back to life? Right! They ran! Let's create that story on paper. I can't wait to see what you make!"



IF A CRAFT SEEMS COMPLEX, MAKE A SAMPLE. CRAFTS ARE EASIER TO CREATE WHEN YOU HAVE A VISUAL MODEL.

INSTRUCTIONS:

1. Give each child a *Peter and John Running* cut out and crayons.
2. First, the kids will color in both Peter and John.
3. When the cut out is colored, help the kids tape or glue it to the top of a popsicle stick.

TRANSITION: Say, "I want everyone to hold on to the bottom of your popsicle stick and move it around to make it look like Peter and John are running. You guys did such a great job making Peter and John run. Remember, they ran because **Jesus has risen from the grave.**"

MEMORIZE — 5 MINUTES

Say, "It is memory verse time! Have you enjoyed learning this month's memory verse? Great! Me too!"

"Go everywhere (point forward) in the world (make the shape of the earth with your arms). Tell the Good News (put your hands around your mouth) to everyone (open your arms wide)." Mark 16:15 (ICB) (hold your hands out like a book)

CHALLENGE: Read the verse together and talk about how each person can share the good news with others. Young children are great at communicating Jesus' great love and power!

REFLECT — 5 MINUTES

Say, "God is so powerful! He is so powerful that He came back to life after He died! How great is that? I am so happy that **Jesus has risen from the grave.** Aren't you? Who would like to pray for us?"

SAMPLE PRAYER: "Jesus, thank You for coming back to life for us! You are the most powerful and the most amazing God. Nothing is too hard for You. We love You, Amen."

RELEASE —

If you have extra time, replay the ENGAGE game or divide the children into groups and have them tell each other why Jesus is so amazing! The more you have them talk about their faith, the easier it will become for them to share it with others.

PETER AND JOHN RUNNING



