



MY HELPER

THE HOLY SPIRIT GIVES US POWER



ROOTED
IPHC KIDS' CURRICULUM
- EST. 2020 -

MY HELPER

UNIT 6- MY HELPER: THE HOLY SPIRIT GIVES US POWER

WRITER - TIFFANY CRISP
MANAGING EDITOR - KRISTI CAIN
EDITOR (PRE-K) - JENNIFER MCGHEE
DESIGNER - KATE KALVACH



MY HELPER

MONTHLY PREPARATION GUIDE

UNIT 6-ELEMENTARY

In the *My Helper* unit, we focus on four things that the Holy Spirit gives us power to do. Each week, the kids will be learning that the Holy Spirit gives each of them the power to share their faith, be filled with joy, do miracles, and prophesy. The verse the class will be memorizing is found in Acts 1:8—“But you will receive power when the Holy Spirit comes on you.” Be sure to emphasize that the Holy Spirit is our Helper who lives inside of us and gives us power. Join in with the children as they discover how the Holy Spirit can work powerfully in and through their lives.

WEEK 1

LESSON MATERIALS: Puzzle Piece (1 per class), Throwing Ball (1 per class), Brown Paper Lunch Bags (1 per child), *Jersey Shirt* Cutout (1 per child), Googly Eyes (2 per child), Glue Sticks, Markers or Crayons

WEEK 2

LESSON MATERIALS: Puzzle Piece (1 per class), Colorful Dot Sticker Sheets (3-5 sheets per child), Permanent Marker (1 per class), Timer (1 per class), *Always Joyful Heart* Page (1 per child), Markers or Crayons

WEEK 3

LESSON MATERIALS: Puzzle Piece (1 per class), Inflated Balloon (1 per class), *Tabitha* Page (1 per child), *Bed* Page (1 per child), Scissors, Glue Sticks, Markers or Crayons

WEEK 4

LESSON MATERIALS: Puzzle Piece (1 per class), *Roll, Respond, React!* Game Sheet (1 per class), Dice (1 per class), *Speaking God's Words Book* Pages (1 per child), Stapler (1 per class), Scissors, Markers or Crayons

DISCIPLES' FAITH

BIBLE PASSAGE

Acts 4:1-3, 13, 18-20 (ICB)

BIG IDEA

The Holy Spirit gives us power.

FOCUS VERSE

“But you will receive power when the Holy Spirit comes on you.” Acts 1:8 (NIV)

LESSON MATERIALS

| Puzzle Piece | Throwing Ball | Brown Paper Lunch Bags | *Jersey Shirt* Cutout | Googly Eyes | Glue Sticks | Markers or Crayons |

GREET — 15 MINUTES

Connection questions to ask as the children arrive:

- What is your favorite thing to do on a rainy day?
- Have you ever been stung by a bee? Tell us what happened.

WORSHIP — 10 MINUTES

Say, “Let’s show God how much we love Him by worshiping together in song!”



IF YOU HAVE NEW CHILDREN IN CLASS, EXPLAIN HOW YOUR CLASS WORSHIPS AND ENCOURAGE THEM TO JOIN IN AS THEY FEEL COMFORTABLE. BE INTENTIONAL ABOUT CREATING A SAFE AND WELCOMING ENVIRONMENT FOR NEWCOMERS.

PRAY — 5 MINUTES

Gather the children together for prayer. Choose a volunteer to pray for your lesson.

SAMPLE PRAYER: “God, we love Your presence. We long to have You meet us right where we are. Please help us know You better through the story today. In Jesus’ name, Amen.”

REVIEW — 5 MINUTES

MATERIALS: | Puzzle Piece |

BACKGROUND: Say, “For the last few months, we have talked about Jesus’ ministry. We read about His miracles, His stories, and His teachings. Then, we learned about His biggest announcement: He died but rose again because He loves us. Finally, last month, we found out about the 50 days between Jesus’ resurrection and Pentecost in our series, *The Big 5-0!* Well, Jesus told His disciples that when He left, He would send them a Helper to give them power? Our unit for this month is called *My Helper*. We are going to learn about how the Helper (the Holy Spirit) helps us by giving us power. Who wants to put our puzzle piece on the wall?”

TRANSITION: Say, “Great, let’s play a game together before reading our story!”

ENGAGE — 10 MINUTES

MATERIALS: | Throwing Ball (1 per class) |

Say, “The game we will be playing is called *Silent Ball*. Has anyone ever played *Silent Ball*?”

GAME GOAL: To win the game, children will silently catch the ball without dropping it. The person who stays silent the entire time and never drops the ball, wins.

HOW TO PLAY:

1. Have everyone stand in a large circle facing each other.
2. Game Rules:
 - You must be silent the entire time.
 - If you drop the ball OR talk, you are “out.”
 - You must throw the ball “underhand” style.
3. The teacher will start the game off by throwing the ball to one of the kids. The teacher will be the officiant. They will tell the kids whether or not they are out.
4. The last person still in the game wins.
5. Play again if you have time.

MODIFICATION: To make this game more challenging, add rules like “catch and throw the ball using only one hand,” “stand on one leg,” or “only use your left hand.”

TRANSITION: Say, “Great job playing *Silent Ball*! The story we are reading today is about some people who wanted to get Jesus’ disciples to be silent—and not for a good reason!”

LEARN — 15 MINUTES

Say, “Today, we will be reading a story called ‘Disciples’ Faith.’ Peter is one of Jesus’ disciples who was baptized by the Holy Spirit at Pentecost. Remember, the Holy Spirit came to help Jesus’ disciples and give them the same power Jesus had. In this story, we will be looking at how the Holy Spirit gives Peter the power to share His faith boldly. Let’s open our Bibles to Acts 4:1-3, 13, 18-20 (ICB).”



ENCOURAGE CHILDREN TO BRING THEIR BIBLES TO CLASS. IF THEY DO NOT HAVE BIBLES, BUY SOME FOR THE CLASSROOM. WE RECOMMEND THE INTERNATIONAL CHILDREN’S BIBLE (ICB) VERSION.

¹ While Peter and John were speaking to the people, a group of men came up to them. There were Jewish priests, the captain of the soldiers that guarded the Temple, and some Sadducees. ² They were upset because the two apostles were teaching the people. Peter and John were preaching that people will rise from death through the power of Jesus. ³ The Jewish leaders grabbed Peter and John and put them in jail... They kept them in jail until the next day.

⁷ They made Peter and John stand before them. The Jewish leaders asked them: "By what power or authority did you do this?" ¹³ The Jewish leaders saw that Peter and John were not afraid to speak. They understood that these men had no special training or education. So they were amazed. Then they realized that Peter and John had been with Jesus. ¹⁸ They told them [Peter and John] not to speak or to teach at all in the name of Jesus. ¹⁹ But Peter and John answered them, "What do you think is right? What would God want? Should we obey you or God? ²⁰ We cannot keep quiet. We must speak about what we have seen and heard."

Say, "WOW! What a great story! We were quiet during our *Silent Ball* game, but Peter and John could not be silent about Jesus. He was too amazing not to share!"

Ask, "*Has anyone ever had some news that was so exciting that you could not stay silent about it? We get really excited about things like getting a pet, having a new brother/sister, going on vacation, buying a new game, receiving a good report card, etc. But, the news about Jesus is the best and most exciting news of all. The Holy Spirit gave Peter and John the power to share their faith in Jesus, and He helps us too! **The Holy Spirit gives us power!** When the Holy Spirit lives inside of us, we do not have to be afraid to tell others about Jesus because He will help us be bold and courageous. Who is grateful that **the Holy Spirit gives us power?** I know I am! What a great Helper!*"

JOINING TO JESUS: "*Jesus was the BEST role model for Peter and John. Peter and John watched Jesus speak boldly to the Jewish leaders who opposed Him, as the Holy Spirit empowered Jesus to preach and perform miracles (Luke 4:14, 18). God offers the same Holy Spirit to us!*"

TRANSITION: Say, "Next time you get the opportunity to tell a friend about Jesus, ask Jesus to take your fear away and give you the power to share your faith like Peter and John! Remember, **the Holy Spirit gives us power!** Let's discuss the story."

DISCUSS — 10 MINUTES

Say, "Our lesson today was so powerful! Let's talk about it together."

1. How does the Holy Spirit help us?

Response: **The Holy Spirit gives us power!**

2. Why were these leaders upset with Peter and John for teaching the people?

Response: First, Peter and John were not trained teachers, and only men who had official training could teach publically. More importantly, these leaders hated Jesus, so they did not want Peter and John to teach about Him.

3. Why were Peter and John not afraid to speak about Jesus?

Response: The Holy Spirit gave them the power to speak boldly about Jesus.

4. How did Peter and John teach the people if they had no special training or education on the Bible?

Response: Both Jesus and the Holy Spirit taught the disciples.

5. The disciples asked the Jewish leaders an important question: Should we obey (you) humans or God? Who do you think we should obey?

Response: We must always obey God. We can know what God says by studying His Word, the Bible. When He tells us to share our faith, we must do it (even if it is scary).

6. Name one person you would like to tell about Jesus.

Response: Answers will vary. (Pray and ask the Holy Spirit to help each person share their faith.)

7. What does this story tell us about the Holy Spirit?

Response: **The Holy Spirit gives us power**, the Holy Spirit teaches us, the Holy Spirit is our Helper, the Holy Spirit gives us the boldness to share our faith, etc.

TRANSITION: Say, "What a great time of discussion. Who wants to do an activity to help us remember that **the Holy Spirit gives us power** to speak boldly about our faith in Jesus?"

RESPOND — 15 MINUTES

MATERIALS: | Brown Paper Lunch Bags (1 per child) | *Jersey Shirt* Cutout (1 per child) | Googly Eyes (2 per child) | Glue Sticks | Markers or Crayons |

Say, "The craft we are making today is a puppet who will remind us to speak boldly about our faith in Jesus! Do not forget, **the Holy Spirit gives us power** to boldly share Jesus with others! Let's get started."

INSTRUCTIONS:

1. Give each child a brown paper lunch bag, a *Jersey Shirt* cutout, googly eyes, and a glue stick.
2. Lay the paper bag on the table and turn it upside down so the bottom flap is on top and facing up.
3. The children will make a puppet by gluing the *Jersey Shirt* on the puppet's "body" (middle of the bag) and gluing googly eyes on top of the flap for eyes.
4. Color in and decorate the jersey.
5. Each child will put their hand into their brown paper bag (like a puppet) and move the flap ("mouth") to share their faith in Jesus boldly.

TRANSITION: Say, "Look at everyone's puppet! They look awesome! Now, we can remember that **the Holy Spirit gives us the power** to speak about Jesus boldly. Let's have our puppets say, 'Jesus raised from the dead,' and 'He is alive!'"

MEMORIZE — 5 MINUTES

Explain that the memory verse this month describes what happens to us when we receive the Holy Spirit. Remind the children that **the Holy Spirit gives us power!** Start by saying the verse by yourself as you demonstrate the actions. Then, have the kids practice it with you.

“But you (point to your neighbor) will receive power (power stance—hands on hips) when the Holy Spirit (wiggle your fingers like a fire flame) comes on you (point both hands to your stomach).” Acts 1:8 (NIV) (hold your hands out like a book)

CHALLENGE: Get your kids moving to help them memorize the verse! For each word in the verse, choose a whole-body action to “act it out.”

REFLECT — 5 MINUTES

Say, **“The Holy Spirit gives us power** to share Jesus boldly with everyone we know! Jesus was right when He said we needed the Holy Spirit as a Helper (John 14:26). Let's thank Jesus for the Holy Spirit who gives us power.”



THIS IS A GREAT TIME TO PRAY THAT THE HOLY SPIRIT WOULD FILL EACH OF YOU WITH BOLDNESS. ENCOURAGE EACH CHILD TO ASK GOD FOR COURAGE TO SHARE THE GOSPEL.


SAMPLE PRAYER: “Jesus, thank You for not leaving us alone when You went to be with God. Thank You for sending the Holy Spirit to help us and give us the power to obey You. Please give us the boldness that comes from Your Holy Spirit. In Jesus’ name, Amen!”


RELEASE —

If there is extra time before parents arrive, you can have the children replay *Silent Ball*, review the story, allow the children to ask questions about the lesson, etc. When parents come to pick up their children, give them a copy of the monthly Parent Guide (downloadable).

PARENT GUIDE GOALS:

1. To provide engaging questions and activities for family discipleship.
2. To review what the children are learning each week.





**DISCIPLES'
FAITH**

WEEK 1

MY HELPER



DISCIPLES' JOY

BIBLE PASSAGE

Acts 5:33-34, 38-41 (ICB)

BIG IDEA

The Holy Spirit gives us power.

FOCUS VERSE

“But you will receive power when the Holy Spirit comes on you.” Acts 1:8 (NIV)

LESSON MATERIALS

| Puzzle Piece | Colorful Dot Sticker Sheets | Permanent Marker(s) | Timer | *Always Joyful Heart* Page | Markers or Crayons |

GREET — 15 MINUTES

Connection questions to ask as the children arrive:

- What is your favorite sport?
- Tell me about a time when you were really surprised.



RELATIONSHIPS ARE KEY! SOMETIMES WE THINK THAT CONNECTION QUESTIONS ARE ONLY FOR NEW STUDENTS, BUT THESE QUESTIONS WILL HELP YOU BETTER KNOW THE STUDENTS THAT COME WEEKLY TOO.

WORSHIP — 10 MINUTES

God is the only One who deserves worship. It is easy to lose focus on that truth and find ourselves loving other people and things more than God. So, take time to prepare your own heart before you come to class. Play a worship song, spend a few minutes in prayer, and ask the Lord to “bind your wandering heart” to Him. Then after the kids arrive, but before you lead them in song, decide together to put other thoughts or worries aside as you worship God with all your hearts, mind, soul, and strength.

PRAY — 5 MINUTES

Gather the children to the place of prayer.

SAMPLE PRAYER: “Jesus, we want to be close to You! Your Word says that if we come close to You that You will come close to us (James 4:8). So, thank You for meeting with every one of us. You are a good God. In Jesus’ name, Amen.”

REVIEW — 5 MINUTES**MATERIALS:** | Puzzle Piece |

BACKGROUND: Say, “Today, we get to hear another story in the unit, *My Helper*. Remember, this month we are learning about the Holy Spirit and why He is called our Helper. Last week, we talked about how He helps us by giving us power to share our faith in Jesus. Do you remember who was helped by the Holy Spirit in last week’s lesson? Yes! The Holy Spirit gave Peter and John the power to share their faith boldly. What a great reminder of the power the Holy Spirit gives to those who follow Christ. Well, we get to talk about another amazing way **the Holy Spirit gives us power**. Who would like to put our puzzle piece on the wall?”

TRANSITION: Say, “Let’s get ready to play a game about our story.”

ENGAGE — 10 MINUTES

MATERIALS: | Colorful Dot Sticker Sheets (3-5 sheets per child) | Permanent Marker (1 per class) | Timer (1 per class) |

Say, “The game we will be playing is called *JOY Tag*. Let me explain how to play, and then we will get started!”



WRITE THE WORD “JOY” (OR THE LETTER “J”) ON EVERY DOT STICKER BEFORE STARTING. HAVE A FEW OLDER STUDENTS OR TEEN VOLUNTEERS HELP YOU DO THIS BEFORE CLASS.

GAME GOAL: The goal is for each child to tag as many people as they can with their “JOY” stickers.

HOW TO PLAY:

1. Start by giving each child a sheet of dot stickers with the word “JOY” written on each sticker. Everyone will be considered the tagger. (If you have large sticker sheets, you can cut them into halves or thirds before you play.)
2. For each round, the kids will have one minute to “tag” as many people as they can with their stickers. (If someone uses up all their stickers before the time is up, the game will stop.)
3. The children should try to get rid of all their stickers by sticking them to their classmates without getting “tagged” with a sticker themselves.
4. When the timer goes off, the children must count how many “joy” stickers they have left on their sheet.
5. The one who tagged the most people (or the one with the fewest stickers remaining) wins.
6. Repeat the game as time allows. We recommend three to four rounds depending on your quantity of stickers.

TRANSITION: Say, “Great job playing *JOY Tag*! We played *JOY Tag* because we will be reading about an inexplainable joy given by the Holy Spirit. Let’s discover who has this great joy--the joy of the Holy Spirit.”

LEARN — 15 MINUTES

Say, “This month, we are talking about how **the Holy Spirit gives us power** to do what God wants us to do. Today’s story is about Jesus’ disciples. Whenever the apostles (or disciples) taught about Jesus, big crowds came to hear, but the Jewish leaders hated these apostles just like they hated Jesus. We will hear a story about how the disciples had unbelievable joy even when things were not good for them and when people hated them. Let’s read Acts 5:33-34, 38-41 (ICB) together.”



BEFORE YOU READ, CLARIFY THAT JESUS’ DISCIPLES WERE NOW CALLED APOSTLES. AN “APOSTLE” IS A “MESSENGER” OR A “SENT ONE.”

³³ When the Jewish leaders heard this (about the apostles), they became very angry and wanted to kill them. ³⁴ A Pharisee named Gamaliel stood up in the meeting. He was a teacher of the law, and all the people respected him. He ordered... ³⁸ Stay away from these men. Leave them alone. If their plan comes from men, it will fail. ³⁹ But if it is from God, you will not be able to stop them. You might even be fighting against God himself! The Jewish leaders agreed with what Gamaliel said. ⁴⁰ They called the apostles in again. They beat the apostles and told them not to speak in the name of Jesus again. Then they let them go free. ⁴¹ The apostles left the meeting full of joy because they were given the honor of suffering disgrace for Jesus.

Say, “WOW! What a confusing story! The passage said the apostles were hurt on purpose but were full of joy. That does not make sense, does it?”

Ask, “How do you usually feel after getting hurt—especially if it was on purpose?”



JOY IS NOT THE SAME THING AS HAPPINESS. JOY IS A FRUIT OF THE HOLY SPIRIT (GALATIANS 5:22-23). IT COMES FROM KNOWING THAT NO MATTER WHAT HAPPENS, GOD WILL TAKE CARE OF US.

“The Holy Spirit gave the apostles JOY—even in the worst situations. Did you know **the Holy Spirit gives us power** to be joyful when bad things happen? That is one of the ways the Holy Spirit helps us. When the Holy Spirit lives inside of us, we can feel joy no matter what is going on in our lives! The Bible tells us to ‘be full of joy in the Lord always’ (Philippians 4:4 ICB)! The only way we can be ‘full of joy’ is if the Holy Spirit helps us. Who is grateful that **the Holy Spirit gives us power** to be joyful? I am too!”

JOINING TO JESUS: “Jesus was joyful in suffering too. On the way to the place where Jesus was going to be arrested, Jesus sang a song to God (Matthew 26:30). Jesus may have felt sad, but He had great joy that only comes from the Holy Spirit.”

TRANSITION: Say, “**The Holy Spirit gives us power!** Let’s ask the Holy Spirit to make us people who are full of joy in good and bad times.”

DISCUSS — 10 MINUTES

Say, "Our lesson today was so powerful! Let's talk about it."

1. How does the Holy Spirit help us?

Response: **The Holy Spirit gives us power.**

2. What did the Jewish leaders want to do to the apostles?

Response: They wanted to kill them.

3. Why do you think the apostles had joy even after being beaten for talking about Jesus?

Response: They were joyful they could suffer for Jesus' sake. The Holy Spirit helped them.

4. When bad times come, who can give us unexplainable joy?

Response: The Holy Spirit gives us joy in all circumstances (1 Thessalonians 5:16).

5. How is joy different from happiness?

Response: Happiness is an emotion that comes and goes, but joy is a gift of the Holy Spirit that stays no matter what happens.

6. What does this story tell us about the Holy Spirit?

Response: **The Holy Spirit gives us power**, the Holy Spirit comforts us when we are afraid or sad, the Holy Spirit fills us with joy, the Holy Spirit is our Helper, etc.

TRANSITION: Say, "Awesome discussion time. Who wants to do an activity to help us remember that the Holy Spirit helps us be joyful?"

RESPOND — 15 MINUTES

MATERIALS: | *Always Joyful Heart* Page (1 per child) | Markers or Crayons |

Say, "The craft we are making is an always joyful heart that stays the same in good times or bad times! Remember, **the Holy Spirit gives us power** to be joyful in all circumstances! Let's get started."

INSTRUCTIONS:

1. Give each child an *Always Joyful Heart* Page.
2. Instruct them to color the sunny side of the heart with bright colors (yellows, oranges, pinks, and reds) and to color the stormy side of the heart in dark colors (blues, browns, purples, blacks, and grays).
3. Ask, "What do we notice about how the heart feels in good and bad times?" The heart is always joyful.

TRANSITION: Say, "Everyone's joyful hearts look great! Now, we have something to help us remember that **the Holy Spirit gives us power** to be joyful."

MEMORIZE — 5 MINUTES

Remind the children that the verse for the month is about how **the Holy Spirit gives us power**. Say the verse together as you demonstrate the actions. Then, have the kids practice it along with you. See if anyone can do it all by themselves.

“But you (point to your neighbor) **will receive power** (power stance—hands on hips) **when the Holy Spirit** (wiggle your fingers like a fire flame) **comes on you** (point both hands to your stomach).” **Acts 1:8 (NIV)** (hold your hands out like a book)

CHALLENGE: Try reciting the verse as a class, but as you are saying the verse, put an emphasis on a different word each time you say it. For example, “But *YOU* will receive power when the Holy Spirit comes on you” or “But you will receive *POWER* when the Holy Spirit comes on you.”

REFLECT — 5 MINUTES

Say, “**The Holy Spirit gives us power** to be joyful in times of suffering. Jesus was right when He said we need the Holy Spirit as a Helper (John 14:26). Who wants to experience the unexplainable joy that only the Holy Spirit can give? I know I do! Let’s pray that the Holy Spirit gives us His joy in every situation.”




BREAK THE CHILDREN INTO GROUPS OF TWO TO FOUR AND HAVE THEM PRAY FOR ONE ANOTHER. THEY CAN PRAY FOR PERSONAL REQUESTS, BUT ALSO THAT THEY WOULD HAVE JOY FROM THE HOLY SPIRIT. IF THIS WAY OF PRAYING IS NEW FOR YOUR KIDS, MODEL IT FIRST.


SAMPLE PRAYER: “Jesus, thank You for sending us the power of the Holy Spirit! Give us each the joy of Your Holy Spirit every day. In Jesus’ name, Amen.”

RELEASE —

If there is extra time before parents arrive, you can have the children replay *Joy Tag*, review the story, or review the memory verse, etc.

"ALWAYS JOYFUL" HEART





DISCIPLES' MIRACLES

BIBLE PASSAGE

Acts 9:36-42 (ICB)

BIG IDEA

The Holy Spirit gives us power.

FOCUS VERSE

“But you will receive power when the Holy Spirit comes on you.” Acts 1:8 (NIV)

LESSON MATERIALS

| Puzzle Piece | Balloon | *Tabitha* Page | *Bed* Page | Scissors | Glue Sticks
| Markers or Crayons |

GREET — 15 MINUTES

Connection questions to ask as the children arrive:

- What is your favorite vegetable?
- What is the coolest science experiment you have seen?

WORSHIP — 10 MINUTES

“We have the privilege of providing opportunities for children to come face to face with the living God – in other words, to experience God, not simply to learn about God.”

Let those words from Scottie May, author of “Children Matter,” reorient how you think about what your church does for its children. Then, as you plan your songs and prayer time, ask, “How can I make our worship both a time of adoring God and a space where children are invited to seek His face?”

PRAY — 5 MINUTES

Gather everyone to pray with you.

SAMPLE PRAYER: *“Jesus, we are so excited to spend time with You! Thank You for being our friend. Help us learn about You and Your Holy Spirit today. In Jesus’ name, Amen.”*

REVIEW — 5 MINUTES

MATERIALS: | Puzzle Piece |

BACKGROUND: Say, "This month, we are learning all about how **the Holy Spirit gives us power** to follow God and His ways. He is our Helper! What has the Holy Spirit given YOU the power to do this week? Great! The first week of this month, we talked about Peter and John being empowered to speak boldly about Jesus. Then, last week we discussed how **the Holy Spirit gives us power** to be joyful no matter what is going on in our lives. Today, we will learn about another way **the Holy Spirit gives us power**. Who would like to put our third puzzle piece on the wall?"

TRANSITION: Say, "Let's start by playing a game that will get our minds ready to hear God's Word."

ENGAGE — 10 MINUTES

MATERIALS: | Inflated Balloon (1 per class) |

Say, "The game we will be playing is called *Keep it Alive!* In this game, we will work together to keep our class balloon in the air. If it falls to the ground, the round is over, and we will have to try again. Let's play."

GAME GOAL: Everyone works together to keep the balloon "alive" by preventing it from touching the ground.

HOW TO PLAY:

1. Blow up one balloon and hold it until you start the game.
2. Read the goal of the game.
3. If the balloon stays in the air, it is "alive!" If the balloon touches the ground, the round is over, and you must restart.
4. Repeat the game as time allows.

CHALLENGE: To make this game competitive, time how long the class can keep the ball in the air. Each time you play it, try to beat your best time. Another way to make the game harder is to add more balloons or require everyone to keep their feet in one place the entire game.

TRANSITION: Say, "Great job! Now, let's read from God's Word and see if you can figure out why we played a game called *Keep it Alive.*"

LEARN — 15 MINUTES

Say, "The Holy Spirit is so powerful, and today we will discover an incredible way He helped Peter (Jesus' disciple). The story we are going to read took place after Peter and John shared their faith and after the apostles were beaten but were filled with joy. The Holy Spirit gave did more than help them share their faith and give them joy--He gave them the power to do many amazing miracles too. Let's read Acts 9:36-42 (ICB) to find out what miracle Peter did."

³⁶ In the city of Joppa there was a follower named Tabitha. She was always doing good and helping the poor. ³⁷ While Peter was in Lydda, Tabitha became sick and died. Her body was washed and put in a room upstairs. ³⁸ The followers in Joppa heard that Peter was in Lydda. (Lydda is near Joppa.) So they sent two men to Peter. They begged him, "Hurry, please come to us!" ³⁹ Peter got ready and went with them. When he arrived, they took him to the upstairs room. All the widows stood around Peter, crying... ⁴⁰ Peter sent everyone out of the room. He kneeled and prayed. Then he turned to the body and said, "Tabitha, stand up!" She opened her eyes, and when she saw Peter, she sat up. ⁴¹ He gave her his hand and helped her up. Then he called the believers and the widows into the room. He showed them Tabitha; she was alive! ⁴² People everywhere in Joppa learned about this, and many believed in the Lord.

Say, "WOW! What a fantastic story! Do you now see why we played *Keep it Alive*? The Holy Spirit brought someone back to life. Praise the Lord that He is so powerful!"

JOINING TO JESUS: *"Does Peter's miracle remind you of another story? Which one? That is right—JESUS miraculously brought more than one person back to life! (Read Luke 8:49-56 for an example.) Only God (the Father, Son, and Holy Spirit) can bring someone who has died back to life. When Jesus went to heaven, He sent the Holy Spirit, who still performs miracles—just as Jesus did. The Holy Spirit is our Helper!"*

Ask, "Did you know that the Holy Spirit still works in miraculous ways? When the Holy Spirit lives in us, we can do anything God wants us to do. **The Holy Spirit gives us power** to do miracles. Sometimes the miracles the Holy Spirit does are huge—like raising the dead to life. And sometimes, the Holy Spirit works in smaller ways like helping us forgive a friend or making our stomachs feel better when we are sick. Either way, **the Holy Spirit gives us power**. Who is grateful that the Holy Spirit gives God's people the power to do miracles? I am!"

TRANSITION: Say, "Let's ask the Holy Spirit to help us believe He will do great things among us!"

DISCUSS — 10 MINUTES

Say, "Our lesson today was so powerful! Let's discuss it."

1. How does the Holy Spirit help us?

Response: **The Holy Spirit gives us power.**

2. What happened to Tabitha?

Response: Tabitha got very sick and died.

3. What did Peter do before raising Tabitha from the dead?

Response: Peter told everyone to leave the room. Then, he kneeled on the floor and prayed.

4. What do Peter's actions teach us about how we should ask God for a miracle?

Response: We should come humbly to God. Peter prayed and kneeled down. Peter knew He could not raise the dead by himself—only God (the Holy Spirit) could do something that incredible.



CLARIFY THAT WE CANNOT HEAL PEOPLE. THE HOLY SPIRIT HEALS PEOPLE THROUGH US.

5. What happened when all the people saw that Tabitha was alive?

Response: Many people were amazed and believed in Jesus.

6. What does this story tell us about who the Holy Spirit is?

Response: **The Holy Spirit gives us power**, the Holy Spirit is God, the Holy Spirit can bring people back to life, the Holy Spirit can heal our bodies, the Holy Spirit is our Helper, etc.

TRANSITION: Say, "Great job answering those questions! Let's make a craft to help us remember that **the Holy Spirit gives us power** to do miracles!"

RESPOND — 15 MINUTES

MATERIALS: | *Tabitha* Page (1 per child) | *Bed* Page (1 per child) | Scissors | Glue Sticks | Markers or Crayons |

Say, "The craft we are making today is about Tabitha being raised from the dead. Remember, the Holy Spirit gave Peter the power to heal Tabitha's body! Let's get to our activity!"

INSTRUCTIONS:

1. Give each child a *Tabitha* page and *Bed* page and have them color both pages.
2. Cut out Tabitha and fold her in half at the waist, so she "sits up" on her own.
3. Glue her bottom half down to the *Bed* page to show that Tabitha was dead but now she is alive.
4. Have the kids use their craft to retell today's story to a neighbor.

TRANSITION: Say, "Great job! Do not forget that the Holy Spirit is powerful and wants to use us to perform miracles."

MEMORIZE — 5 MINUTES

Remind the children that the verse is all about how **the Holy Spirit gives us power!** If children know the verse, see if they can do it all by themselves in front of the class.



ENCOURAGE THE CHILDREN WHO TRY THE VERSE IN FRONT OF THE CLASS. APPLAUD THEM FOR BEING BOLD AND BRAVE—EVEN IF THEY FORGET SOME OF THE WORDS.

"But you (point to your neighbor) **will receive power** (power stance—hands on hips) **when the Holy Spirit** (wiggle your fingers like a fire flame) **comes on you** (point both hands to your stomach)." **Acts 1:8 (NIV)** (hold your hands out like a book)

CHALLENGE: For fun, try reciting the verse backward, starting with "you."

REFLECT — 5 MINUTES


Say, “**The Holy Spirit gives us power** to do miracles. We need the Holy Spirit as our Helper (John 14:26), don’t we? When you are at home, at school, or with friends, you can pray that God will meet your needs—even if it seems like an extraordinary request. God always listens to us, so there is never a bad time to pray for a miracle.” Invite the children to ask God to heal people through the Holy Spirit in them.

SAMPLE PRAYER: *“Jesus, we love You and Your Holy Spirit. We are in awe of how powerful You are. You even bring dead people back to life! Give us more of Your Spirit and help us to be bold when we pray for others. In Jesus’ name, Amen.”*


RELEASE —

If there is extra time before parents arrive, have the children replay *Keep it Alive*, act out the story, sing more worship songs, or review the monthly memory verse.

TABITHA



BED







DISCIPLES' PROPHECY

BIBLE PASSAGE

Acts 11:27-30 (ICB)

BIG IDEA

The Holy Spirit gives us power.

FOCUS VERSE

"But you will receive power when the Holy Spirit comes on you." Acts 1:8 (NIV)

LESSON MATERIALS

| Puzzle Piece | *Roll, Respond, React!* Game Sheet | Dice | *Speaking God's Words Book* Pages | Stapler | Scissors | Markers or Crayons |

GREET — 15 MINUTES

Connection questions to ask as the children arrive:

- What fun things do you like to do on your birthday?
- What is your favorite kind of music?

WORSHIP — 10 MINUTES

Our attitude about worship matters! In Mark 6:6-7, Jesus quotes the prophet Isaiah: "This people honors me with their lips, but their heart is far from Me. And in vain they worship Me..." Let us learn from Jesus' warning and teach our children that genuine worship comes from the heart. We do not know the spiritual state of the kids in our group, and it is possible that the quiet boy in the back who never raises his hands loves God with all his heart. While it is encouraging to see exuberant participation in worship, let's focus on teaching true and acceptable worship while providing regular opportunities for our children to love and experience God.

PRAY — 5 MINUTES

Gather everyone to your area of prayer.



TRY "CIRCULAR PRAYER" TODAY. HOLD HANDS AND STAND IN A CIRCLE FACING ONE ANOTHER. CHOOSE SOMEONE TO START AND THEN GO CLOCKWISE GIVING EVERYONE A TURN TO PRAY. BEFORE YOU BEGIN TELL THE CHILDREN THAT IF THEY DO NOT WANT TO PRAY ALOUD THEY CAN EITHER SQUEEZE THE NEXT PERSON'S HAND OR SAY "PASS."

SAMPLE PRAYER: "Jesus, thank You for bringing all of us here today to learn more about You. Please teach us something new from Your Word. In Jesus' name, Amen."

REVIEW — 5 MINUTES

MATERIALS: | Puzzle Piece |

BACKGROUND: Say, “If you remember, this month we are learning about the Holy Spirit, who is our Helper. Our focus has been on our Helper—the Holy Spirit. Who can tell me some of the things the Holy Spirit gives us the power to do? (Week 1: Boldly share our faith in Jesus. Week 2: Have joy in any circumstance. Week 3: Perform miracles.) You have great memories! We have studied a lot about how the Holy Spirit gives us power. Today, we will discuss the power of the Holy Spirit once more. It is going to be a good lesson! Who wants to hang up our last puzzle piece for this month?”

TRANSITION: Say, “Let’s play a game as we prepare for our story.”

ENGAGE — 10 MINUTES

MATERIALS: | *Roll, Respond, React!* Game Sheet (1 per class) | Dice (1 per class) |

Say, “Our game today is called *Roll, Respond, React!* Let me explain how to play!”

GAME GOAL: To have everyone go around the circle and answer questions associated with the number they roll on the die.

HOW TO PLAY:

1. Instruct everyone to sit in a circle facing one another.
2. Explain that for each new turn, three actions need to happen:
 - *Roll:* The first person rolls a die to see which number they get (1-6).
 - *Respond:* The teacher will use the game sheet to read aloud the question associated with the number rolled. The student who threw the die will answer the question.
 - *React:* Once the person has rolled and answered, everyone else will “react” to the person’s response with either raising their hand in the air (100% agree), a thumbs up (mostly agree), or a sideways thumb (sort of agree).
3. Go around until everyone has had a chance to answer.
4. Repeat as time allows.

TRANSITION: Say, “Nice job playing *Roll, Respond, React!* Now, we are going to read a story about how the Holy Spirit spoke to a group of people and find out how they reacted to His important message! Let’s read it together.”

LEARN — 15 MINUTES

Say, “We have been learning about how **the Holy Spirit gives us power**. This week, we see the Holy Spirit giving people the power to prophesy. Raise your hand if you have heard the word ‘prophesy’ before. Prophesying is hearing from God and telling people what He says. This is one way God communicates messages to His people. Sometimes we hear encouraging words from God, and sometimes He gives us warnings. Let’s see what message the Holy Spirit speaks to the people in our story. Let’s read Acts 11:27-30 (ICB) together.”

27 ...Some prophets (or people who communicate messages from God to the people) came from Jerusalem to Antioch. 28 One of them was named Agabus. He stood up and spoke with the help of the Holy Spirit (or prophesied—NIV). He said, “A very hard time is coming to the whole world. There will be no food for people to eat...” 29 The followers all decided to help their brothers who lived in Judea. Each one planned to send them as much as he could. 30 They gathered the money and gave it to Barnabas and Saul, who brought it to the elders in Judea.

Say, “What an interesting story!! The Holy Spirit gave Agabus the power to share (or prophesy) a special message from God to His people. Do you see how the followers of Jesus in one city, were able to help the followers of Jesus in another city because the Holy Spirit gave them this important message? Our God really loves His people.”

JOINING TO JESUS: *“A prophet listens to what God is saying and then shares that message with others. Jesus is the best example of this! Did you know that Jesus was also a prophet? The Bible tells us this in John 12:49: ‘The things I taught were not from myself. The Father who sent me told me what to say and what to teach.’”*

Ask, “Was the message that Agabus gave good news or bad news? The message was bad news! The Holy Spirit—our Helper—warned Agabus that a very hard time was coming where there would not be food to eat. Because the Holy Spirit spoke these words, God’s people were able to help the others. Sometimes, God will tell us something to help us or to help others like our story. Many times though, the Holy Spirit helps us share simple messages like ‘Jesus loves you’ (Jeremiah 31:3). Either way, **the Holy Spirit gives us power** to prophesy. It is not something we do on our own. It can be hard to hear God’s voice at first. But, the more time you spend talking to Jesus, reading your Bible, and listening to God, the easier it is to hear the Holy Spirit.”



THE HOLY SPIRIT WILL NEVER SAY ANYTHING THAT IS NOT SUPPORTED BY GOD’S WORD. IF A CHILD THINKS THE HOLY SPIRIT IS SPEAKING TO THEM, ENCOURAGE THEM TO ASK AN ADULT THEY TRUST TO HELP THEM PRAY ABOUT WHETHER OR NOT THAT MESSAGE IS FROM GOD.

TRANSITION: Say, “Now, who is grateful that **the Holy Spirit gives us power** to hear from God and share His truth (prophecy)? I know I am! Let’s ask the Holy Spirit to help us share God’s words to the people around us! **The Holy Spirit gives us power!**”

DISCUSS — 10 MINUTES

Say, “What a powerful lesson! Let’s discuss it together.”

1. How did the Holy Spirit help us?

Response: **The Holy Spirit gives us power.**

2. Who gives Christians the power to prophesy now?

Response: The Holy Spirit gives us power to prophesy. We cannot prophesy on our own.

3. What message did the Holy Spirit tell Agabus to share with His people?

Response: “A very hard time is coming to the whole world. There will be no food for people to eat.”

4. How did the disciples react to what Agabus' prophesied?

Response: The believers in Antioch sent as much money as they could to the church in Judea to help them prepare for the food shortage. (It was about a 15-day journey on foot from Antioch to Jerusalem, so the people in the two churches probably did not know one another.)

5. Are all messages from God warnings?

Response: No! Many times, the messages from God are encouraging and simple words.

6. What does this story tell us about the Holy Spirit?

Response: **The Holy Spirit gives us power**, the Holy Spirit shares messages from God, the Holy Spirit speaks to us, the Holy Spirit is our Helper, etc.

TRANSITION: Say, "Great job! Let's do an activity to help us remember that **the Holy Spirit gives us power** to prophesy (or communicate messages from God to His people)."

RESPOND — 15 MINUTES

MATERIALS: | *Speaking God's Words Book* Pages | Stapler | Scissors | Markers or Crayons |

Say, "Now, we are going to make a craft to help us understand how to hear God's voice. We want to be able to share God's special messages to His people, but first we need to practice listening to God's voice. We are going to put together a booklet that will give us ways of how to hear God better! Let's make a *Speaking God's Word* book."

INSTRUCTIONS:

1. Cut out each book page on the dark bold lines, and allow the children to color the pages.
2. Once all the pages are cut out and colored, help the children staple the books together in this order: praying, reading the Bible, listening quietly.
3. Review the book as a group: Say, "The first way we hear God's voice is by praying. The second way we can hear God's voice is by reading the Bible. The last way we can grow to hear God's voice is by listening quietly."

TRANSITION: Say, "Great job! To prophesy (or hear and share special messages from God), we have to be able to hear God's voice clearly. This is something we learn to do as we get to know God. If we do these three things consistently, we will get better and better at hearing God's voice."

MEMORIZE — 5 MINUTES

Remind the children that **the Holy Spirit gives us power!** Since this is the last week with this month's verse, see if any volunteers want to lead in acting out the verse for the class.

"But you (*point to your neighbor*) **will receive power** (*power stance—hands on hips*) **when the Holy Spirit** (*wiggle your fingers like a fire flame*) **comes on you** (*point both hands to your stomach*)." **Acts 1:8 (NIV)** (*hold your hands out like a book*)

CHALLENGE: Change it up today! Cut out small pieces of paper and put one word of the verse on each piece. Mix up all the pieces and have the children put them in the correct order. You can make this activity a game by dividing the children into groups to compete and see which group can put their verse in order the fastest.

REFLECT — 5 MINUTES

Say, "The Holy Spirit is such a great Helper (John 14:26). This month we have learned about how **the Holy Spirit gives us power** to share our faith, to be joyful in every circumstance, to do miracles, and to prophesy by hearing God's voice. Do not forget that Jesus gave us the Holy Spirit so we can live as Jesus lived." Invite each child to say their own prayer (out loud or silently), asking God to help them hear when He speaks.


SAMPLE PRAYER: *"God, we are so thankful You sent Your Son, Jesus, and the Holy Spirit to help us! We couldn't do any of this without You. Help us get better at hearing the words You speak. In Jesus' name, Amen."*

RELEASE —


If there is extra time before parents arrive, you can have the children replay *Roll, Respond, React*, review the story or memory verse, etc.



SPEAKING GOD'S WORDS



PRAYING



READING THE BIBLE



LISTENING QUIETLY

ROLL, RESPOND, REACT

ROLLING a 1- *“What is your favorite thing to do on a rainy day?”*


ROLLING a 2- *“If you could have any superpower, what would it be and why?”*

ROLLING a 3- *“What is your favorite game to play?”*

ROLLING a 4- *“What would your perfect day look like?”*

ROLLING a 5- *“What is one of your favorite shows to watch?”*

ROLLING a 6- *“What is your favorite sport to play?”*







SPEAKING GOD'S WORDS