



# MY HELPER

THE HOLY SPIRIT GIVES US POWER



**ROOTED**  
IPHC KIDS' CURRICULUM  
- EST. 2020 -

# MY HELPER

## UNIT 6- MY HELPER: THE HOLY SPIRIT GIVES US POWER

**WRITER - TIFFANY CRISP**  
**MANAGING EDITOR - KRISTI CAIN**  
**EDITOR (PRE-K) - JENNIFER MCGHEE**  
**DESIGNER - KATE KALVACH**



# MY HELPER

## MONTHLY PREPARATION GUIDE

### UNIT 6-PRE-K

In the *My Helper* unit, we focus on four things that the Holy Spirit gives us power to do. Each week, the kids will be learning that the Holy Spirit gives each of them the power to share their faith, be filled with joy, do miracles, and prophesy. The verse the class will be memorizing is found in Acts 1:8—“But you will receive power when the Holy Spirit comes on you.” Be sure to emphasize that the Holy Spirit is our Helper who lives inside of us and gives us power. Join in with the children as they discover how the Holy Spirit can work powerfully in and through their lives.

#### WEEK 1

**LESSON MATERIALS:** Puzzle Piece (1 per class), Stuffed Animal (1 per class), Clothespins (1 per child), *Disciple’s Face* Printable (1 cut out face per child), Glue, Scissors, Yarn (4 3” pieces per child-Optional), Crayons

#### WEEK 2

**LESSON MATERIALS:** Puzzle Piece (1 per class), Dot Sticker Sheets (8-10 stickers per child/per game), Permanent Marker (1 per class), Timer (1 per class), *Always Joyful Heart* Page (1 per child), Crayons

#### WEEK 3

**LESSON MATERIALS:** Puzzle Piece (1 per class), Inflated Balloon (1 per class), Timer (1 per class-Optional), *Tabitha Healed* Sheet (1 per child), Crayons

#### WEEK 4

**LESSON MATERIALS:** Puzzle Piece (1 per class), Phone or Laptop with Speaker (1 per class-for playing sound effects), Plastic Headbands or Construction Paper (1 per child), Pipe Cleaners (2 per child), Tape (only if using construction paper headbands)

# DISCIPLES' FAITH

## BIBLE PASSAGE

Acts 4:1-2, 13, 18-20 (ICB)

## BIG IDEA

The Holy Spirit gives us power.

## FOCUS VERSE

“But you will receive power when the Holy Spirit comes on you.” Acts 1:8 (NIV)

## LESSON MATERIALS

| Puzzle Piece | Stuffed Animal | Clothespins | *Disciple's Face* Printable | Glue | Scissors | Yarn (Optional) | Crayons |

## GREET — 15 MINUTES

Connection questions to ask as the children arrive:

- What is your favorite thing to do on a rainy day?
- Have you ever been stung by a bee? Tell us what happened.

## WORSHIP — 10 MINUTES

Say, “Let’s show God how much we love Him by worshipping together in song!”



IF YOU HAVE NEW CHILDREN IN CLASS, EXPLAIN HOW YOUR CLASS WORSHIPS AND ENCOURAGE THEM TO JOIN IN AS THEY FEEL COMFORTABLE. BE INTENTIONAL ABOUT CREATING A SAFE AND WELCOMING ENVIRONMENT FOR NEWCOMERS.

## PRAY — 5 MINUTES

Gather the children together for prayer. Choose a volunteer to pray for your lesson.

**SAMPLE PRAYER:** “God, we love You. We ask that You would come and meet us in our story today. Please help us know You better. In Jesus’ name, Amen.”

## REVIEW — 5 MINUTES

**MATERIALS:** | Puzzle Piece |

**BACKGROUND:** Say, “For the last few months, we have talked about Jesus and His ministry. We read about His miracles, His stories, and His teachings. Then, we learned about His biggest announcement and the 50 days after Jesus died and rose from the dead. This month, we are going to talk about how the Holy Spirit—our Helper—helps us by giving us power. This unit is called, ‘My Helper.’ Can we say that together? Who wants to put our puzzle piece on the wall?”

**TRANSITION:** Say, “Great, let’s play a game together before reading our story!”

## ENGAGE — 10 MINUTES

**MATERIALS:** | Stuffed Animal (1 per class) |

Say, “I have a super fun game to play with all of you today. The game we will be playing is called *Silent Stuffed Animal*. Has anyone ever played *Silent Stuffed Animal* before? Well, it is time to learn how to play. Listen closely.”

**GAME GOAL:** To be the last one with the stuffed animal.

### HOW TO PLAY:

1. Have everyone sit in a large circle facing each other.
2. Game Rules:
  - You must be silent the entire time, or you are “out.”
  - You can only toss the stuffed animal to quiet players.
  - If you throw the animal to a spot no one is in or outside the circle, you are “out!”
3. The teacher will start the game off by giving a quiet person the stuffed animal.
4. The kids will toss the stuffed animal to other classmates and the kids must then catch the stuffed animal and toss it to another person. (If they do not catch the animal tossed to them, they are “out.”)
4. The teacher will tell children whether or not they are “out.”
5. The last silent person with the stuffed animal (who has followed all the rules the whole time) wins.
6. Replay if you have time.

**TRANSITION:** Say, “Great job playing *Silent Stuffed Animal*! The story we are reading today is about some people who wanted to get Jesus’ disciples to be silent—but it was not a fun game! Let’s discover why they wanted to quiet them!”

## LEARN — 15 MINUTES

Say, “Today, we will read a story called ‘Disciples’ Faith.’ In this story, we will learn how the Holy Spirit gives Peter and John the power to share their faith boldly. Who knows what the word ‘bold’ means? When we are ‘bold,’ we are brave; it does not mean we are not afraid. Sometimes we are afraid to do the right thing, but we do it anyway because we love Jesus or we love our parents. That is what it means to be ‘bold.’ Let’s read about two bold followers of Jesus!” Read Acts 4:1-2, 13, 18-20 (ICB).

**<sup>1</sup> While Peter and John were speaking to the people, a group of men came up to them... <sup>2</sup> They were upset because the two apostles were teaching the people [about Jesus]. <sup>13</sup> The Jewish leaders saw that Peter and John were not afraid to speak. They understood that these men had no special training or education. So they were amazed. Then they realized that Peter and John had been with Jesus. <sup>18</sup> They told them [Peter and John] not to speak or to teach at all in the name of Jesus. <sup>19</sup> But Peter and John answered them, "What do you think is right? What would God want? Should we obey you or God? <sup>20</sup> We cannot keep quiet. We must speak about what we have seen and heard."**

Say, "WOW! What a great story! We were SUPER quiet during our *Silent Stuffed Animal* game, but Peter and John could not be silent. They had something too important to share!"

Ask, "Have you ever had some news that you were excited to share? (Some examples of exciting news could be getting a pet, having a new brother/sister, going on vacation, getting a new toy, etc.) Peter and John had the best news ever because they were telling the people about Jesus! The Holy Spirit gave Peter and John the power to share their faith, and **the Holy Spirit gives us power** too! The Holy Spirit lives in us to help us be bold and courageous. Who is grateful that **the Holy Spirit gives us power**? I know I am! What a great Helper we have! Can you say, 'The Holy Spirit is my helper'?"

**JOINING TO JESUS:** "Jesus was the BEST role model for Peter and John. Jesus spoke boldly about God even though it made some people mad (Luke 4:15). God gives the same Holy Spirit to the people who believe in Him!"

**TRANSITION:** Say, "Next time you get the chance to tell a friend about Jesus, ask Jesus to make you brave just like He did for Peter and John! Remember, **the Holy Spirit gives us power!**"

## DISCUSS — 10 MINUTES

Say, "Our lesson today was so powerful! Let's talk about it together."

### 1. How does the Holy Spirit help us?

Response: **The Holy Spirit gives us power** to tell people about Jesus!

### 2. Why were Peter and John not afraid to speak about Jesus?

Response: The Holy Spirit helped them be brave!

### 3. How did Peter and John know what words to say to the people?

Response: Jesus and the Holy Spirit taught the disciples what to say.

### 4. Have you ever told anyone about your love for Jesus? If not, who is one person you could tell about Jesus?

Response: Answers will vary.

### 5. What does this story tell us about the Holy Spirit?

Response: **The Holy Spirit gives us power**, the Holy Spirit teaches us, the Holy Spirit is our Helper, the Holy Spirit helps us tell others about Jesus, etc.

**TRANSITION:** Say, "What a great time of discussion. Who wants to do an activity to help us remember that **the Holy Spirit gives us power** to speak boldly about Jesus?"

## RESPOND — 15 MINUTES

**MATERIALS:** | Clothespins (1 per child) | *Disciple's Face* Printable (1 face per child) | Glue | Scissors | Yarn (Optional) | Crayons |

Say, "When the Holy Spirit lives in us, we can be bold and share our faith with others just like Peter and John did! Let's make a craft to help us remember to speak about Jesus boldly! Do not forget; **the Holy Spirit gives us power** to do this! Let's get started."



BEFORE CLASS, CUT THE DISCIPLE'S FACES OUT SO THEY ARE READY FOR COLORING AND GLUING.

### INSTRUCTIONS:

1. Give each child a clothespin, a *Disciple's Face* cutout, and yarn (optional).
2. The children will decorate and color in their disciples' face.
3. Help the children cut on the line across the face and glue one half to each side of the clothespin. (It should be glued to the side of the clothespin with the top of the face on the top half and the bottom of the face on the bottom half of the clothespin.)
4. Finally, if you have yarn, glue it on the top of the head for hair.
5. Each child will pinch the clothespin open and closed to make it look like the disciple is opening and closing his mouth to share his faith boldly.

**TRANSITION:** Say, "I love everyone's little disciple! Using your tiny disciples, we can remember that **the Holy Spirit gives us the power** to speak about Jesus boldly. Let's have our little disciples say, 'Jesus is alive' and 'Jesus is King.'"

## MEMORIZE — 5 MINUTES

Say, "This month's verse describes what happens when we receive the Holy Spirit. Do not forget; **the Holy Spirit gives us power!**" Say the verse first by yourself as you demonstrate the actions. Then, have the kids practice it with you.

*"But you (point to your neighbor) will receive power (power stance—hands on hips) when the Holy Spirit (wiggle your fingers like a fire flame) comes on you (point both hands to your stomach)." Acts 1:8 (NIV) (hold your hands out like a book)*

**CHALLENGE:** Get your kids moving to help them memorize the verse! Have them stand up, face a friend, and say the verse together as they act out the motions.

## REFLECT — 5 MINUTES

Say, "**The Holy Spirit gives us power** to share Jesus boldly with everyone we know! Jesus was right when He said we needed the Holy Spirit as a Helper (John 14:26). Would anyone like to pray for us before we leave?"



PRAY THAT THE HOLY SPIRIT WOULD FILL EACH OF YOU WITH BOLDNESS. ENCOURAGE EACH CHILD TO ASK GOD FOR COURAGE TO SHARE THE GOSPEL.

**SAMPLE PRAYER:** *“Jesus, thank You for not leaving us alone when You went to be with God. Thank You for sending the Holy Spirit to help us and give us power. You are the best Helper! In Jesus’ name, Amen.”*

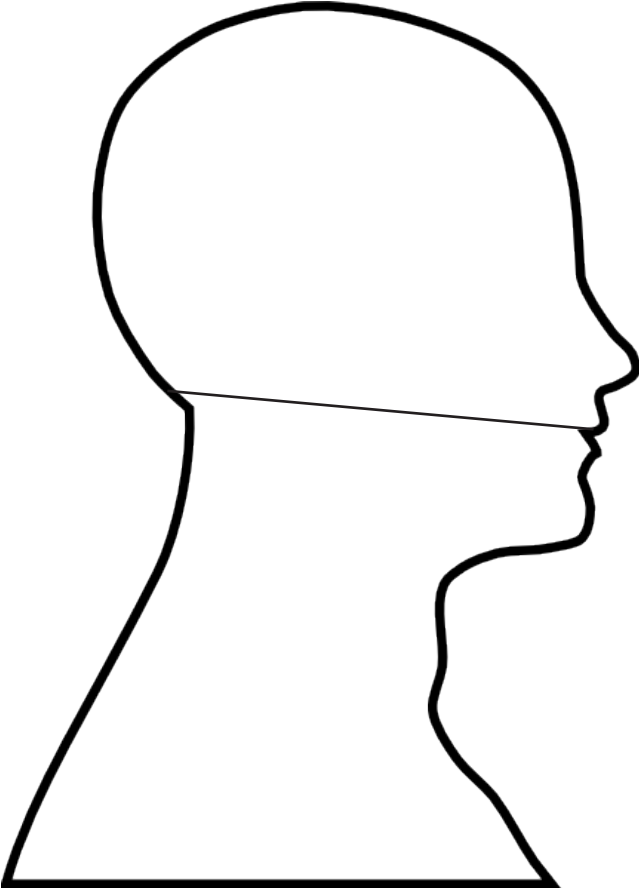
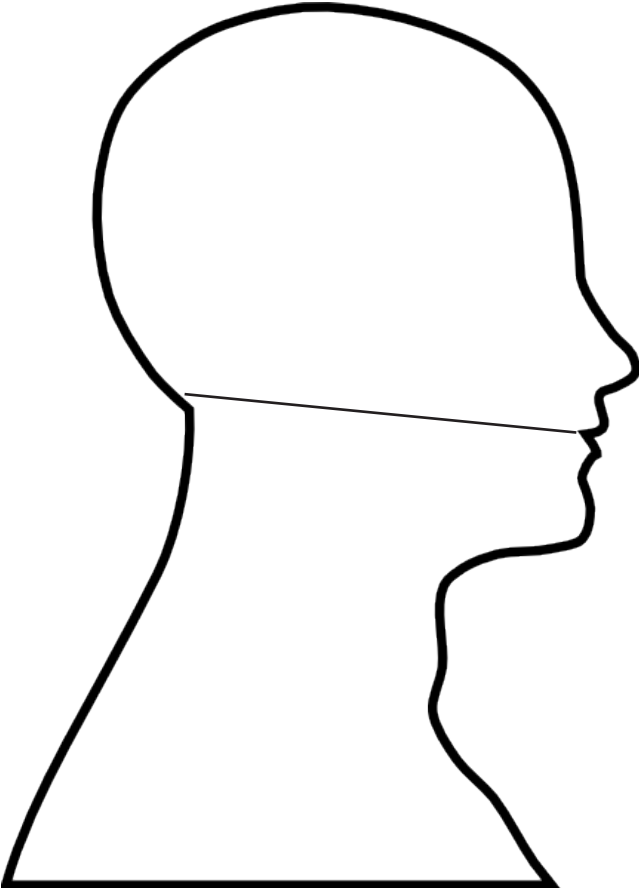
## RELEASE —


If there is extra time before parents arrive, you can have the children replay *Silent Stuffed Animal*, review the story, allow the children to ask questions about the lesson, etc. When parents come to pick up their children, give them a copy of the monthly Parent Guide (downloadable).

### PARENT GUIDE GOALS:

1. To provide engaging questions and activities for family discipleship.
2. To review what the children are learning each week.








**DISCIPLES'  
FAITH**

**WEEK 1**

**MY HELPER**





# DISCIPLES' JOY

## BIBLE PASSAGE

Acts 5:33, 40-41 (ICB)

## BIG IDEA

The Holy Spirit gives us power.

## FOCUS VERSE

“But you will receive power when the Holy Spirit comes on you.” Acts 1:8 (NIV)

## LESSON MATERIALS

| Puzzle Piece | Dot Sticker Sheets | Permanent Marker | Timer | *Always Joyful Heart* Page | Crayons |

## GREET — 15 MINUTES

Connection questions to ask as the children arrive:

- What is your favorite sport?
- Tell me about a time when you were really surprised.



RELATIONSHIPS ARE KEY! SOMETIMES WE THINK THAT CONNECTION QUESTIONS ARE ONLY FOR NEW STUDENTS, BUT THESE QUESTIONS WILL HELP YOU KNOW THE STUDENTS THAT COME WEEKLY BETTER TOO. IF YOU WANT KIDS TO LOVE COMING TO CHURCH, CREATE A RELATIONSHIP WITH THEM.

## WORSHIP — 10 MINUTES

God is the only One who deserves worship. It is easy to lose focus on that truth and find ourselves loving certain people or things more than God. So, take the time to prepare your own heart before you come to class. Play a worship song, spend a few minutes in prayer, and ask the Lord to “bind my wandering heart” to Him (Psalm 119:10). After the kids arrive, but before you lead them in song, decide together to put other thoughts or worries aside as you worship God with all your heart, mind, soul, and strength.

## PRAY — 5 MINUTES

Gather the children for prayer.

**SAMPLE PRAYER:** “Jesus, we want to be close to You! Your Word says that if we come close to You that You will come close to us (James 4:8). So, thank You for meeting with us right here. In Jesus’ name, Amen.”



**REVIEW — 5 MINUTES****MATERIALS:** | Puzzle Piece |

**BACKGROUND:** Say, “Today, we get to hear another story about our Helper. Who does the Bible say our Helper is? Right! The Holy Spirit. This month, we are learning about the Holy Spirit and why He is called our Helper. Last week, we talked about how He helps us by giving us the power to speak boldly about Jesus. Now, we get to talk about another amazing way **the Holy Spirit gives us power**. Let’s start our next lesson in the unit, *My Helper*. Who would like to put our puzzle piece on the wall?”

**TRANSITION:** Say, “Let’s get ready to play a game about our story.”

**ENGAGE — 10 MINUTES**

**MATERIALS:** | Dot Sticker Sheets (8-10 stickers per child—per game) | Permanent Marker (1 per class) | Timer (1 per class) |

Say, “Raise your hand if you have played tag before? Great! The game we will be playing today is called *JOY Tag*. Let me explain how to play, and then we will get started!”



WITH A PERMANENT MARKER, WRITE THE WORD “JOY” (OR THE LETTER “J”) ON EVERY DOT STICKER BEFORE STARTING. HAVE A FEW OLDER STUDENTS OR TEEN VOLUNTEERS HELP YOU DO THIS BEFORE CLASS.

**GAME GOAL:** In this game of tag, everyone is “it.” The goal is for each child to tag as many people as they can with their “JOY” stickers until the time runs out.

**HOW TO PLAY:**

1. Start by giving each child a sheet of dot stickers with the word “JOY” written on each sticker.
2. For each round, the kids will have one minute to “tag” as many people as they can with their stickers.
3. The children will stick their stickers on their classmates without getting “tagged” themselves.
4. When the timer goes off, help the children count how many “joy” stickers they have left on their sheet. The one who tagged the most people (or has the fewest stickers remaining) wins.
5. Before you start, remind the children that it is okay if they do not win. There will be more times to play and other chances to win.
6. Play as many rounds as time allows. We recommend about three rounds.

**TRANSITION:** Say, “Great job playing *JOY Tag*! We played *JOY Tag* because we will be talking about joy in our story today. Let’s hear it.”

**LEARN — 10 MINUTES**

Say, “This month, we are talking about how **the Holy Spirit gives us power**. Today’s story is about Jesus’ followers (called apostles). Whenever the apostles taught about Jesus, big crowds came to hear, but some of the leaders did not like what they said. These leaders treated the God’s people terribly. Let’s see how the disciples had joy anyways!” Read Acts 5:33, 40-41 (ICB).



BEFORE YOU READ, CLARIFY THAT JESUS' FOLLOWERS WERE NOW CALLED APOSTLES. AN "APOSTLE" IS A "MESSENGER" OR A "SENT ONE" WHO LOVES JESUS.

**<sup>33</sup> When the Jewish leaders heard this (about the apostles teaching), they became very angry and wanted to kill them. <sup>40</sup> They called the apostles in again. They beat (or hurt) the apostles and told them not to speak in the name of Jesus again. Then they let them go free. <sup>41</sup> The apostles left the meeting full of joy because they were given the honor of suffering disgrace (pain) for Jesus.**

Say, "WOW! What a confusing story! The passage said the apostles got hurt but were full of joy. That does not make very much sense, does it?"

Ask, "How do you usually feel after getting hurt? We do not feel good at all. We feel sad because we are in a lot of pain. But, the Holy Spirit gave the apostles JOY. Did you know **the Holy Spirit gives us power** to be joyful when bad things happen? When the Holy Spirit lives inside of us, we can feel joy no matter what is going on! We can be full of joy because the Holy Spirit helps us. Who wants the joy that only the Holy Spirit can give us? I know I do!"



JOY AND HAPPINESS ARE DIFFERENT. JOY COMES FROM THE HOLY SPIRIT (GALATIANS 5:22-23) WHICH MEANS THAT JOY CAN LAST FOREVER. HAPPINESS CHANGES ALL TIME BECAUSE WE DO NOT ALWAYS "FEEL" HAPPY.

**JOINING TO JESUS:** *"Before Jesus died, He actually sang a song to God (Matthew 26:30). Jesus showed He was joyful in bad times. This is the joy the Holy Spirit gives to everyone who loves Jesus."*

**TRANSITION:** Say, "**The Holy Spirit gives us power!** Let's ask the Holy Spirit to make us people who always have joy in our hearts in good times and bad times."

## DISCUSS — 10 MINUTES

Say, "Our lesson today was so powerful! Let's talk about it."

### 1. How does the Holy Spirit help us?

Response: **The Holy Spirit gives us power** to have joy.

### 2. The leaders became angry. What did the angry leaders want to do to Jesus' disciples?

Response: They wanted to kill them.

### 3. Why do you think the apostles had joy even after being hurt for talking about Jesus?

Response: They were joyful even when bad things happened because the Holy Spirit helped fill them with joy.

### 4. When bad times come, who can give us joy?

Response: The Holy Spirit gives us joy at all times.

### 5. Which one comes from the Holy Spirit: joy or happiness?

Response: Joy comes from the Holy Spirit.

### 6. What does this story tell us about the Holy Spirit?

Response: **The Holy Spirit gives us power**, the Holy Spirit fills us with joy, the Holy Spirit is our Helper, the Holy Spirit lives inside of us, etc.

**TRANSITION:** Say, “Awesome discussion time. Who wants to do an activity to help us remember that **the Holy Spirit gives us power** to be joyful?”

### RESPOND — 10 MINUTES

**MATERIALS:** | *Always Joyful Heart* Page (1 per child) | Crayons |

Say, “The craft we are making is a heart that stays joyful in good times and bad times! Remember, **the Holy Spirit gives us power** to be joyful! Let’s get started.”

#### INSTRUCTIONS:

1. Give each child an *Always Joyful Heart* page.
2. The kids will color the sunny side of the heart with bright colors (yellows, oranges, pinks, and reds) and to color the stormy side of the heart in dark colors (blues, browns, purples, blacks, and grays).

**TRANSITION:** Say, “Everyone’s joyful heart looks great! What do you notice about both sides of the heart? Right! Both sides of the heart are filled with joy! Our hearts can always be joyful in the Holy Spirit even when bad things happen. Let’s use this to remember that **the Holy Spirit gives us power** to always be joyful.”

### MEMORIZE — 5 MINUTES

Remind the children that this month’s verse is about how **the Holy Spirit gives us power**. Say the verse together as you demonstrate the actions. Then, have the kids practice it along with you. See if there are any volunteers who want to do it by themselves.

*“But you (point to your neighbor) will receive power (power stance—hands on hips) when the Holy Spirit (wiggle your fingers like a fire flame) comes on you (point both hands to your stomach).” Acts 1:8 (NIV) (hold your hands out like a book)*

**CHALLENGE:** Recite the verse as a class. As you are saying the verse, emphasize a different word each time you say it. For example, “But **YOU** will receive power when the Holy Spirit comes on you” or “But you will receive **POWER** when the Holy Spirit comes on you.”

### REFLECT — 5 MINUTES

Say, “**The Holy Spirit gives us power** for our hearts to be joyful in bad times. Jesus was right when He said we need the Holy Spirit as a Helper (John 14:26). Who wants to experience the joy that only the Holy Spirit can give? Let’s pray that He gives it to us.”






BREAK THE CHILDREN INTO GROUPS OF TWO TO FOUR AND HAVE THEM PRAY FOR ONE ANOTHER. ASK THEM TO PRAY FOR PERSONAL REQUESTS, AND THAT THEY WOULD HAVE JOY FROM THE HOLY SPIRIT. IF THIS WAY OF PRAYING IS NEW FOR YOUR KIDS, MODEL IT FIRST. ALSO, SOME CHILDREN WILL NOT BE READY TO PRAY OUT LOUD. THAT IS OK! THEY CAN PRAY SILENTLY.


**SAMPLE PRAYER:** *“Jesus, thank You for sending us the power of the Holy Spirit! Give us the joy of Your Holy Spirit every day. We love You! In Jesus’ name, Amen.”*

## RELEASE —

If there is extra time before parents arrive, you can have the children replay *Joy Tag*, review the story, or review the memory verse, etc.

**"ALWAYS JOYFUL" HEART**





# DISCIPLES' MIRACLES

## BIBLE PASSAGE

Acts 9:36-42 (ICB)

## BIG IDEA

The Holy Spirit gives us power.

## FOCUS VERSE

“But you will receive power when the Holy Spirit comes on you.” Acts 1:8 (NIV)

## LESSON MATERIALS

| Puzzle Piece | Balloons | Timer (Optional) | *Tabitha Healed* Sheet | Crayons |

## GREET — 15 MINUTES

Connection questions to ask as the children arrive:

- What is your favorite vegetable?
- What is the coolest science experiment you have seen?

## WORSHIP — 10 MINUTES

*“We have the privilege of providing opportunities for children to come face to face with the living God – in other words, to experience God, not simply to learn about God.”*

Let those words from Scottie May, author of “Children Matter,” reorient how you think about what you do for your church’s children. Then, as you plan your songs and prayer time, ask, “How can I make our worship both a time of adoring God and a space where children are invited to seek His face?”

## PRAY — 5 MINUTES

Gather everyone to pray with you.

**SAMPLE PRAYER:** *“Jesus, we are so excited to spend time with You today! Thank You for being a friend who never leaves our side. Help us learn about You and Your Holy Spirit today. In Jesus’ name, Amen.”*

## REVIEW — 5 MINUTES

**MATERIALS:** | Puzzle Piece |

**BACKGROUND:** Say, “This month, we are learning all about how the Holy Spirit helps us by giving us power. Who can tell me what they have learned about the Holy Spirit this month? Nice! In the first week of the unit, *My Helper*, we talked about Peter having the power to speak boldly about Jesus. Remember when

we created talking clothespins? Then, last week we discussed how **the Holy Spirit gives us power** to be joyful in suffering, and we made our *Always Joyful Hearts*. Today, we will learn about another way **the Holy Spirit gives us power**. Who is excited to hear what that is? Can I have a volunteer put up our third puzzle piece?"

**TRANSITION:** Say, "Let's start by playing a game that will get our minds ready to hear God's Word."

## ENGAGE — 10 MINUTES

**MATERIALS:** | Balloon (1 per class) | Timer (1 per class—Optional) |

Say, "The game we will be playing is called *Keep it Alive!* In this game, we will work together to keep our class balloon in the air. If it falls to the ground, the round is over. Do you think we can 'keep it alive?!' Let's play."

**GAME GOAL:** Everyone works together to keep the balloon "alive" by keeping it from touching the ground.

### HOW TO PLAY:

1. Blow up one balloon.
2. Read the goal of the game.
3. If the balloon stays in the air, it is "alive!" If the balloon touches the ground, the round is over, and you must restart.
4. Repeat the game as time allows.

**CHALLENGE:** To make this game competitive, time how long the class can keep the balloon in the air. Each time you play, try to beat your best time.

**TRANSITION:** Say, "Great job! Now, let's read from God's Word and see if you can figure out why we played a game called *Keep it Alive!*"

## LEARN — 10 MINUTES

Say, "The Holy Spirit is so powerful, and today we will find out an incredible way He helped Peter (Jesus' disciple). The Holy Spirit gave these men the power to do many amazing miracles, just like Jesus. Let's read about it!" Read Acts 9:36-42 (ICB).

**<sup>36</sup> In the city of Joppa there was a follower named Tabitha. She was always doing good and helping the poor. <sup>37</sup> While Peter was in Lydda, Tabitha became sick and died... <sup>38</sup> So they sent two men to Peter. They begged him, "Hurry, please come to us!" <sup>39</sup> Peter got ready and went with them. When he arrived, they took him to the upstairs room... <sup>40</sup> Peter sent everyone out of the room. He knelt and prayed. Then he turned to the body and said, "Tabitha, stand up!" She opened her eyes, and when she saw Peter, she sat up. <sup>41</sup> He gave her his hand and helped her up... He showed them Tabitha; she was alive! <sup>42</sup> People everywhere in Joppa learned about this, and many believed in the Lord.**

Say, "WOW! What a fantastic story!! Do you now see why we played *Keep it Alive*? Who did the Holy Spirit keep alive? Right! Tabitha. The Holy Spirit cannot only heal people's sick bodies, but He can bring them back to life too! What an amazing Helper we have! Can everyone say, '**the Holy Spirit gives us power**'?"

**JOINING TO JESUS:** *"Peter's miracle reminds me of Jesus! Jesus, filled with the Holy Spirit, miraculously brought people back to life too (Luke 8:49-56)! Now that Jesus is in heaven, we have the Holy Spirit who does miracles through us! He is our GREATEST Helper!"*

Ask, "Did you know that the Holy Spirit still performs miracles? (Offer examples of miracles, so the children know what they are.) **The Holy Spirit gives us power** to do miracles. Sometimes these miracles are huge—like we saw in this story. And sometimes, the Holy Spirit works in smaller ways, like helping us feel better when we are sick. Who is grateful that **the Holy Spirit gives us power** to do miracles? I am!"

**TRANSITION:** Say, "Let's remember to ask the Holy Spirit to help us believe that He will do great miracles among us!"

## DISCUSS — 10 MINUTES

Say, "Our lesson today was so powerful! Let's discuss it."

### 1. How does the Holy Spirit help us?

Response: **The Holy Spirit gives us power** to do miracles.

### 2. What happened to Tabitha?

Response: Tabitha got sick and died.

### 3. What did Peter do before raising Tabitha from the dead (Reread verses 39 and 40)?

Response: Peter told everyone to leave the room. Then, he knelt on the floor and prayed.

### 4. Who is the one who performs miracles?

Response: The Holy Spirit performs miracles through Christian believers!



CLARIFY THAT WE CANNOT HEAL PEOPLE. THE HOLY SPIRIT HEALS PEOPLE THROUGH US.

### 5. What happened when the people saw that Tabitha was alive?

Response: Many people were amazed and believed in Jesus.

### 6. What does this story tell us about who the Holy Spirit is?

Response: **The Holy Spirit gives us power**, the Holy Spirit is God, the Holy Spirit can bring people back to life, the Holy Spirit can heal our bodies, the Holy Spirit is our Helper, etc.

**TRANSITION:** Say, "Great job answering those questions! Let's make a craft to help us remember that **the Holy Spirit gives us power** to do miracles."

## RESPOND — 15 MINUTES

**MATERIALS:** | *Tabitha Healed* Sheet | Crayons |

Say, "The craft we are making today is about Tabitha being raised from the dead. Remember, the Holy Spirit gave Peter the power to heal Tabitha's body! Let's get to our activity!"

### INSTRUCTIONS:

1. Give each child a *Tabitha Healed* Sheet and allow them to color her in.

**TRANSITION:** Say, "Great job! Do not forget that the Holy Spirit is powerful and works through Peter AND us to do miracles. **The Holy Spirit gives us power!**"

### MEMORIZE — 5 MINUTES

Remind the children that this month's verse is all about how **the Holy Spirit gives us power!** If children know the verse, see if they can say it all by themselves in front of the class.



APPLAUD THOSE WHO GIVE THIS VERSE A TRY—EVEN IF THEY FORGET SOME OF THE WORDS. HOWEVER, DO NOT PUT PRESSURE ON THOSE WHO ARE NOT READY. WITH TIME AND PATIENCE, THEY MAY FEEL COMFORTABLE JOINING IN WITH THE OTHER CHILDREN.

**"But you (point to your neighbor) will receive power (power stance—hands on hips) when the Holy Spirit (wiggle your fingers like a fire flame) comes on you (point both hands to your stomach)."** Acts 1:8 (NIV) (hold your hands out like a book)

**CHALLENGE:** For fun, teach your kids the Acts 1:8 song from Saddleback Kids. You can find it on YouTube at <https://www.youtube.com/watch?v=N6oLVNWwqqQ>.

### REFLECT — 5 MINUTES


Say, "**The Holy Spirit gives us power** to do miracles. We need the Holy Spirit as our Helper (John 14:26), don't we? When you are at home or with friends, you can pray that God will meet your needs—even if it seems crazy! God always listens to us, so there is never a bad time to pray for a miracle, big or small."

**SAMPLE PRAYER:** "Jesus, we love You and Your Holy Spirit. You are so powerful. You even bring dead people back to life! Give us more of Your Spirit and help us pray for miracles for ourselves and others. In Jesus' name, Amen."

### RELEASE —

If there is extra time before parents arrive, have the children replay *Keep it Alive*, act out the story, sing more worship songs, or review the monthly memory verse.

# TABITHA WORKSHEET







# DISCIPLES' PROPHECY

## BIBLE PASSAGE

Acts 11:27-30 (ICB)

## BIG IDEA

The Holy Spirit gives us power.

## FOCUS VERSE

"But you will receive power when the Holy Spirit comes on you." Acts 1:8 (NIV)

## LESSON MATERIALS

| Puzzle Piece | Phone or Laptop | Plastic Headbands or Construction Paper | Pipe Cleaners  
| Tape |

## GREET — 15 MINUTES

Connection questions to ask as the children arrive:

- What fun things do you like to do on your birthday?
- What is your favorite kind of music?

## WORSHIP — 10 MINUTES

Say, "Our attitude about worship matters so much! In Mark 7:6, Jesus quotes the prophet Isaiah: 'These people show honor to me with words. But their hearts are far from me.' Let us learn from Jesus' warning and know that genuine worship comes from the heart."

## PRAY — 5 MINUTES

Gather everyone to your area of prayer.



TRY "CIRCULAR PRAYER" TODAY. HOLD HANDS AND STAND IN A CIRCLE FACING ONE ANOTHER. CHOOSE SOMEONE TO START AND THEN GO CLOCKWISE GIVING EVERYONE A TURN TO PRAY. BEFORE YOU BEGIN, TELL THE CHILDREN THAT IF THEY DO NOT WANT TO PRAY ALOUD THEY CAN EITHER SQUEEZE THE NEXT PERSON'S HAND OR SAY "PASS."

**SAMPLE PRAYER:** "Jesus, thank You for bringing all of us here today to learn more about You. Teach us something new. In Jesus' name, Amen."

## REVIEW — 5 MINUTES

**MATERIALS:** | Puzzle Piece |

**BACKGROUND:** Say, “This month, we are learning about the Holy Spirit. In the first week, we talked about the Holy Spirit giving Peter and John the power to share their faith in Jesus bravely. Then, in the second week, we discussed how the Helper—Holy Spirit—gives us joy in good and bad times. Finally, last week we discovered that the Holy Spirit works through God’s people to do miracles. Today, we will discuss the power of the Holy Spirit once more. Who wants to hang up our last puzzle piece for this month?”

**TRANSITION:** Say, “Let’s play a game as we prepare for our story.”

## ENGAGE — 10 MINUTES

**MATERIALS:** | Phone or Laptop |

Say, “Our game today is called *Guess the Animal Sound!* We are going to listen to a bunch of animal sounds, and try to figure out what animal it is and decide if they are dangerous or not. Let’s turn on our listening ears! Time to play!”

**GAME GOAL:** To correctly guess the animal sounds and discuss whether it is a safe or dangerous animal.

**HOW TO PLAY:**

1. Instruct everyone to sit in a circle.
2. Play the following link of animal sounds:  
<https://www.youtube.com/watch?v=ucuXAYMYttc&feature=youtu.be>
3. When a sound is heard, go around the circle and let everyone guess what they think the animal noise is.
4. Once everyone guesses, reveal which animal made that noise and ask: “Is this animal safe or dangerous?”

**TRANSITION:** Say, “Nice job listening to all those animal sounds! Now, we are going to read a story about listening to the Holy Spirit.”

## LEARN — 15 MINUTES

Say, “This month, we have been learning about how **the Holy Spirit gives us power**. Today, we are looking at how the Holy Spirit helps us listen to what God is saying. The people in our story hear from God and then tell the people what He says. These people are called ‘prophets.’ Sometimes the messages they give are good news, and sometimes they warn us of bad things. Let’s see what the message is today.” Read Acts 11:27-30 (ICB).



MAKE THE STORY COME TO LIFE: USE PLAY MONEY AND/OR PLAY FOOD TO ACT OUT THE STORY.

**27 ...Some prophets (or people who hear from God and tell others what He is saying) came from Jerusalem to Antioch. 28 One of them was named Agabus. He stood up and spoke with the help of the Holy Spirit. He said, "A very hard time is coming to the whole world. There will be no food for people to eat..." 29 The followers all decided to help. Each one planned to send them as much as he could. 30 They gathered the money and gave it to Barnabas and Saul, who brought it to the elders in Judea.**

Say, "What an interesting story! The Holy Spirit gave a special message to these people. Did you hear it?"

Ask, "Agabus said, 'A very hard time is coming to the whole world. There will be no food for people to eat.' Was his message good news or bad news? This message was bad news! There would be no food for people. The message the Holy Spirit gave helped take care of people's needs. God really loves His people and wants to help them. **The Holy Spirit gives us power** to hear from God and share what He is saying! Did you know that God speaks to us today through His Holy Spirit? **The Holy Spirit gives us power** to listen. Who is grateful that **the Holy Spirit gives us power**? I know I am!"

**JOINING TO JESUS:** "Jesus is the best example of what it means to listen to God! When He lived on Earth, Jesus listened to God and told the people what God said: "The things I taught were not from myself. The Father who sent me told me what to say and what to teach" (John 12:49).

**TRANSITION:** Say, "Let's ask the Holy Spirit to help us hear God's words and share them with the people around us! **The Holy Spirit gives us power!**"

## DISCUSS — 10 MINUTES

Say, "What a powerful lesson! Let's discuss it together."

### 1. What does the Holy Spirit give us power to do?

Response: **The Holy Spirit gives us power** to share God's messages.

### 2. Who gives us, followers of Jesus, the power to hear and speak God's messages?

Response: The Holy Spirit.

### 3. What did the disciples do to help others?

Response: The believers sent as much money as they could to the church in Judea to help them get ready for the hard times that were coming.

### 4. Are all messages from God bad?

Response: No! Many times, the messages from God are happy ones.

### 5. What does this story tell us about the Holy Spirit?

Response: **The Holy Spirit gives us power**, the Holy Spirit shares messages from God, the Holy Spirit speaks to us, the Holy Spirit is our Helper, etc.

**TRANSITION:** Say, "Great job! Let's do an activity to help us remember that **the Holy Spirit gives us power** to hear from God and tell everyone His messages."

## RESPOND — 15 MINUTES

**MATERIALS:** | Plastic Headbands or Construction Paper Headbands (1 per child) | Pipe Cleaners (2 per child) | Tape (only if using construction paper instead of headbands) |

Say, “Now, we are going to make a craft to help us remember our story from today. We’re going to make ears to remind us that **the Holy Spirit gives us power** to hear God’s voice. Let’s get started.”

### INSTRUCTIONS:

1. Give each child a plastic headband or make a head strap out of construction paper.
2. Next, help the kids shape their pipe cleaners into the outline of ears (similar to Mickey Mouse ears).
3. Attach the pipe cleaner ears to the plastic headbands or tape them to the construction paper head strap.
4. Encourage the kids wear their ears on their heads for the rest of the lesson.

**TRANSITION:** Say, “Great job making ears! To speak what God is saying, we have to be able to hear His voice. This is something we get better at as we spend more time with Him. Let’s practice listening to God this week!”

## MEMORIZE — 5 MINUTES

Remind the children that **the Holy Spirit gives us power!** Since this is the last week with this month’s verse, see if any volunteers want to lead in acting out the verse for the class.

*“But you (point to your neighbor) will receive power (power stance—hands on hips) when the Holy Spirit (wiggle your fingers like a fire flame) comes on you (point both hands to your stomach).” Acts 1:8 (NIV) (hold your hands out like a book)*

**CHALLENGE:** Change it up today! Switch your speed each time you say the verse. Start with a normal pace, then repeat the verse very slowly, and finally see how fast you can say it.


## REFLECT — 5 MINUTES

Say, “The Holy Spirit is such a great Helper (John 14:26). This month, we have learned about how **the Holy Spirit gives us power** to share our faith, to be joyful all the time, to do miracles, and to hear and share God’s messages. Do not forget that Jesus gave us **the Holy Spirit to give us power.**” Invite each child to say their own prayer, asking God to help them hear when He speaks.

**SAMPLE PRAYER:** *“God, we are so thankful You sent Your Son, Jesus, and the Holy Spirit to help us! Help us get better at hearing the words You speak to us. In Jesus’ name, Amen.”*

## RELEASE —

If there is extra time before parents arrive, you can have the children replay *Guess the Animal Sound*, reenact the story, review the story or memory verse, etc.



**DISCIPLES'  
PROPHECY**

**WEEK 4**

**MY HELPER**