



# SUPERNATURAL

THE MIRACLES OF JESUS



**ROOTED**  
IPHC KIDS' CURRICULUM  
- EST. 2020 -

# SUPERNATURAL

## UNIT 1- SUPERNATURAL: THE MIRACLES OF JESUS

**WRITER - TIFFANY CRISP**  
**MANAGING EDITOR - KRISTI CAIN**  
**EDITOR (PRE-K) - JENNIFER MCGHEE**  
**DESIGNER - KATE KALVACH**



# SUPERNATURAL

## MONTHLY PREPARATION GUIDE

### UNIT 1-ELEMENTARY

In the *Supernatural* unit, we focus on four major miracles Jesus performed while on earth. Each week, the kids will be learning that Jesus has the power to do the supernatural in everyone's life—including their own! The verse the class will be memorizing is found in Luke 18:27—"What is impossible with man is possible with God." Be sure to emphasize that Jesus is our powerful, miracle-working God. Join in with the children as they discover how supernatural Jesus really is!

#### WEEK 1

**LESSON MATERIALS:** Puzzle Piece (1 per class), Red Dot Stickers (50 per class), Adhesive Bandages (50 per class), Robe (Optional- 1 per class), *Leprosy Pyramid* (1 per child), Scissors (1 per child), Clear Tape (1 roll per class), Markers or Crayons

#### WEEK 2

**LESSON MATERIALS:** Puzzle Piece (1 per class), Large Parachute or Blanket (1 per class), Small Ball (1 per class), Halved Paper Plates (1 half per child), Popsicle Sticks (1 per child), Construction Paper (1 piece per child), Clear Tape (1 roll per class)

#### WEEK 3

**LESSON MATERIALS:** Puzzle Piece (1 per class), Blindfolds (1 per pair), *Supernatural Shades* Page (1 shade per child), Hole Punch (1 per class), Pipe Cleaners (2 per child), Scissors (1 per child), Markers or Crayons

#### WEEK 4

**LESSON MATERIALS:** Puzzle Piece (1 per class), Slice of Bread (1 per class), Can of Fish (1 per class), Small Basket (1 per class), Nontransparent Bag or Pillowcase (1 per class), *Comic Book* Page (1 per child), Markers or Crayons

# JESUS HEALS A MAN WITH LEPROSY

## BIBLE PASSAGE

Matthew 8:1-4 (ICB)

## BIG IDEA

Jesus has the power to do the supernatural.

## FOCUS VERSE

“What is impossible with man is possible with God.” Luke 18:27 (NIV)

## LESSON MATERIALS

| Puzzle Piece | Red Dot Stickers | Adhesive Bandages | Robe (Optional) | *Leprosy Pyramid* | Scissors | Clear Tape | Markers or Crayons |

## GREET — 15 MINUTES

Connection questions to ask as the children arrive:

- What do you like to do when you're not at church?
- Tell me about your family. Do you have brothers or sisters? Pets?

## WORSHIP — 10 MINUTES

Learning to sing in corporate worship is a spiritually formative practice. Kids need opportunities to practice worshipping with children their own age and with their families. If possible, provide some sort of worship time for your kids.

## PRAY — 5 MINUTES

Gather everyone for prayer. Allow a willing child to pray. If no one volunteers, you can pray instead.

**SAMPLE PRAYER:** “Jesus, we thank You for being with us today. Please help us understand more about You as we hear from Your Word, the Bible. We love You. In Jesus’ name, Amen.”



ENCOURAGE CHILDREN WHEN THEY VOLUNTEER TO PRAY. THIS CAN BE SCARY, SO APPLAUD THEM FOR THEIR COURAGE. WE ARE TRAINING LEADERS, AND BEING COMFORTABLE PRAYING ALOUD IS A SKILL WE WANT THEM TO DEVELOP AND GROW IN.

## REVIEW — 5 MINUTES

**MATERIALS:** | Puzzle Piece |

Each week we will introduce a new puzzle piece to provide an ongoing, chronological, and visual record of the stories we are learning.



WE CHOSE A PUZZLE PIECE TO ILLUSTRATE HOW ALL OF GOD'S STORIES FIT TOGETHER. YOU CAN SAY, "THESE PUZZLE PIECES REMIND US THAT ALL OF THE BIBLE FITS PERFECTLY TOGETHER INTO ONE BIG STORY ABOUT JESUS."

**BACKGROUND:** Say, "This month, we are starting a new group of lessons called *Supernatural*. Does anyone know what the word 'supernatural' means? The word 'supernatural' describes an impossible act that can only be done by the power of God. Over the next four weeks, we will be learning about some of the supernatural things Jesus did in the New Testament. Our first puzzle piece looks like this! Let's put it on the wall."



LAMINATE THE PUZZLE PIECES OR PRINT THEM ON CARDSTOCK TO MAKE THEM LAST LONGER.

**TRANSITION:** Say, "Alright, let's get ready for today's story with a game."

## ENGAGE — 10 MINUTES

**MATERIALS:** | Red Dot Stickers (about 50 per class) | Adhesive Bandages (about 50 per class) |

Say, "Our game is about making people well. Who has the job of making people feel better? Right! Doctors! Let's get ready to play a game where we are going to pretend to be doctors."

**GAME GOAL:** The class will work together to "heal" the "sick" person.

### HOW TO PLAY:

1. Choose one person to be "sick." The rest will be "doctors."
2. Next, stick about 10 dot stickers on the "sick" person and tell all the "doctors" that they will have to fix all the "sick" person's "injuries" (red dot stickers) by covering the dots with adhesive bandages.



STICK THE RED DOT STICKERS IN APPROPRIATE SPOTS LIKE ON KNEES, FEET, ARMS, HANDS, FACES, ETC.

3. Put the "sick" person on one side of the room and the "doctors" on the opposite side. The teacher will let the "doctors" fix the "sick" person by running to them one at a time to put on adhesive bandages until all the dots have been covered.
4. Once all of the "injuries" are covered with adhesive bandages, replay and choose a different person to be "sick."

**TRANSITION:** Say, "Like the game we just played, the man in today's lesson was sick and needed to be healed. Let's find out what happens to make him feel better!"

**LEARN – 15 MINUTES****MATERIALS:** | Robe (Optional) |

Say, "Today, we will read about Jesus healing a man with leprosy. Right before this supernatural event took place, though, Jesus had been teaching to a large crowd on a mountain. Amazed by His words, these people started following Him everywhere. This is where our story begins. Let's read to see what happens next." Read Matthew 8:1-4 (ICB).



READ WITH EXPRESSION! IT WILL MAKE THE STORY COME TO LIFE.

**<sup>1</sup> When Jesus came down from the hill, great crowds followed him. <sup>2</sup> Then a man sick with a harmful skin disease (leprosy) came to Jesus. The man bowed down before him and said, "Lord, you have the power to heal me if you want." <sup>3</sup> Jesus touched the man and said, "I want to heal you. Be healed!" And immediately the man was healed from his (leprosy) skin disease. <sup>4</sup> Then Jesus said to him, "Don't tell anyone about what happened. But go and show yourself to the priest. And offer the gift that Moses commanded for people who are made well. This will show people that you are healed."**

Say, "That was such a supernatural story!"

Ask, "Does anyone know what leprosy is? In the Bible, leprosy was a skin disease that caused open sores or wounds all over a person's body. There was no cure for leprosy in Jesus' time. Even doctors couldn't help those who had it. This is why Jesus' miracle was so amazing! Only God's power could heal a disease like this."

**ACT IT OUT:** Reread the story. Use the robe (optional) or any other props you have around and the room.

**TRANSITION:** Say, "Jesus has the power to do the supernatural! Let's get ready to learn more about our story."

**DISCUSS – 10 MINUTES**

Say, "Isn't Jesus awesome for healing that man? Let's talk about it."

**1. In this story, who has the power to do the supernatural?**

Response: **Jesus has the power to do the supernatural.**

**2. What supernatural thing did Jesus do?**

Response: He healed a man from leprosy.

**3. Why was healing leprosy so supernatural?**

Response: Leprosy was incurable.

**4. How long did it take Jesus to heal the man?**

Response: He healed him immediately.

**5. Why do you think Jesus touched the man to heal him? Why didn't he just say, "Be healed"?**

Response: Jesus did not have to touch the man to heal him, but He did anyways! Everyone in Jesus' time knew that if you touched a person who had leprosy, you would get it too. Jesus wasn't afraid of leprosy or the man. Jesus touched the man to show he had the power to perform this healing without getting leprosy Himself.

**6. Why does Jesus tell this man to "show" himself to the leaders of the Jewish people?**

Response: The man normally wouldn't be able to go into the city and temple because he was contagious; he was considered "unclean." Now he could go, because Jesus made him clean. Additionally, Jesus wanted the leaders to see the miracle and not just hear about it.

**7. What does this story tell us about Jesus?**

Response: **Jesus has the power to do the supernatural**, Jesus is powerful, Jesus is merciful, Jesus can heal anything, Jesus is compassionate, Jesus is loving, etc.

**TRANSITION:** Say, "Great job answering the questions! Let's do an activity together."

**RESPOND – 15 MINUTES**

**MATERIALS:** | *Leprosy Pyramid* (1 per child) | Scissors | Clear Tape | Markers or Crayons |

Say, "We are going to be making a leprosy story pyramid to make today's story come to life. Who is ready?"

**INSTRUCTIONS:**

1. Give each child a *Leprosy Pyramid*, scissors, tape, and markers or crayons. Each side of the *Leprosy Pyramid* displays a different portion of the story.
2. Have the children color the images, cut the pyramid out on the dark black bold lines, and fold it together on the dotted lines.
3. As the children are cutting and taping their pyramids together, help anyone who needs more assistance.

**TRANSITION:** Say, "Awesome job! Do you think you can use your *Leprosy Pyramids* to help you remember our story? Let's practice this month's memory verse."

**MEMORIZE – 5 MINUTES**

Explain that the kids will learn a memory verse this month to help them remember that God (Jesus) can do the impossible. First, say the verse by yourself and demonstrate the actions. Then, have the kids practice it with you. Finally, ask for volunteers who would like to try it by themselves.

**"What is impossible (do a crossing out motion with arms) with man is possible (make a fireworks motion looking up to the sky) with God." Luke 18:27 (NIV) (hold hands open like a book)**

**CHALLENGE:** Practice saying the verse really SLOW, and then practice saying it really FAST.

## REFLECT — 5 MINUTES

Say, "We have a lot to thank God for today. After all, we get to serve Jesus, and **Jesus has the power to do the supernatural!** Jesus still heals just like He healed the man with leprosy. In fact, the Bible tells us to pray and ask God to heal us when we are sick. Before we pray, does anyone need God to heal them or someone in their family?"



IF THERE ARE CHILDREN WHO WANT TO BE PRAYED FOR, INVITE THE OTHER CHILDREN TO PUT A HAND ON THEIR SHOULDERS AS YOU PRAY.

**SAMPLE PRAYER:** "Jesus, we praise You for being able to do supernatural things. We ask that You would heal our friends like You healed the man with leprosy. Lord, we believe You have the power to heal. Thank You for loving us so much. We pray this in the mighty name of Jesus. Amen."

## RELEASE —

If there is extra time before parents arrive, have the children practice their memory verse, replay the ENGAGE game, or work on unfinished crafts. When parents come to pick up their children, give them a copy of the monthly Parent Guide (downloadable).

### PARENT GUIDE GOALS:

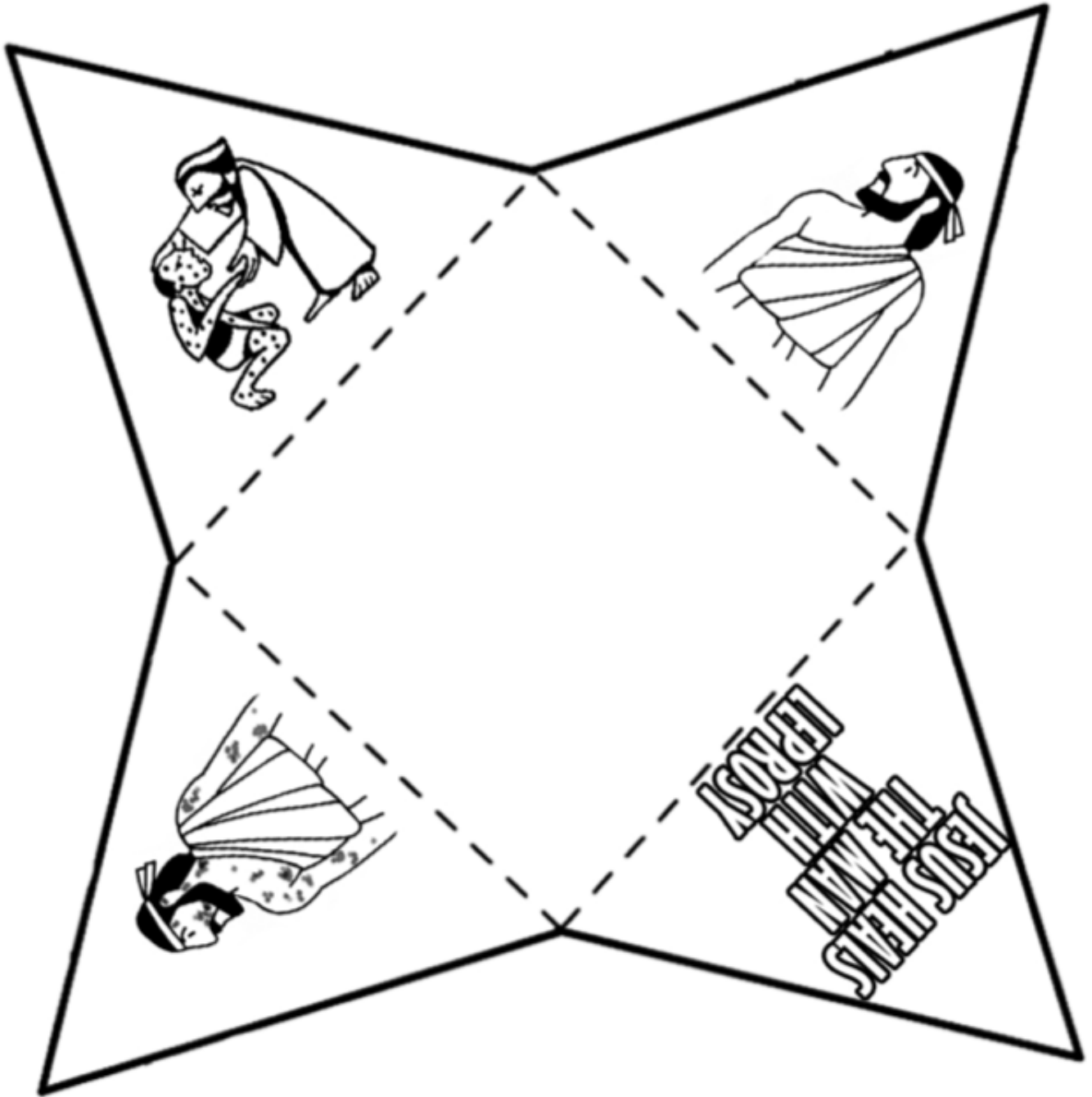
1. To provide engaging questions and activities for family discipleship.
2. To review what the children are learning each week.



LAMINATE OR PRINT THE PARENT GUIDE ON CARDSTOCK FOR A LONGER-LASTING PARENT RESOURCE.

Don't forget to tell each parent at least one encouraging thing about their child today!







**JESUS HEALS  
A MAN WITH  
LEPROSY**

**WEEK 1**

**SUPERNATURAL**



# JESUS CALMS THE STORM

## BIBLE PASSAGE

Mark 4:35-41 (ICB)

## BIG IDEA

Jesus has the power to do the supernatural.

## FOCUS VERSE

“What is impossible with man is possible with God.” Luke 18:27 (NIV)

## LESSON MATERIALS

| Puzzle Piece | Large Parachute (or Blanket) | Small Ball | Halved Paper Plates | Popsicle Sticks  
| Construction Paper | Tape |

## GREET — 15 MINUTES

Connection questions to ask as the children arrive:

- What are you excited about for this upcoming week?
- If you could choose your own name, what would you name yourself?



REMEMBERING EACH KID'S NAME GOES A LONG WAY IN SHOWING HOW MUCH THEY MATTER TO YOU. THE SIMPLE ACT OF CALLING A CHILD BY THEIR NAME COMMUNICATES VALUE.

## WORSHIP — 10 MINUTES

Worship is a wonderful time to teach children how to connect with God. Say, “There is more than one way to worship God. For example, we might worship by standing, sitting down, or kneeling on the floor. The most important thing is for the worship to be for and about God. Try one of these ways of worship today!”



WE LEAD BY EXAMPLE. WHEN WE TELL THE CHILDREN TO DO SOMETHING, WE NEED TO DO IT TOO.

## PRAY — 5 MINUTES

Gather the children for prayer.

**SAMPLE PRAYER:** “Jesus, we love You! We thank You for always listening when we talk to You. Help us understand more about You while we hear our Bible story today. Help us know and see Your supernatural power in our own lives. In Jesus’ name, Amen.”

## REVIEW — 5 MINUTES

**MATERIALS:** | Puzzle Piece |

**BACKGROUND:** Say, “This month, we are learning about the supernatural things Jesus did. Let’s talk about what the word ‘supernatural’ means again. Does anyone remember? The word ‘supernatural’ means impossible or an unbelievable act that can only be done by the power of God. Last week, we learned about one of the first supernatural things Jesus did. Do you remember when Jesus did the impossible and healed the man with leprosy? That was amazing! Well, today we are going to read another story of Jesus doing the supernatural. Let’s put up our second story piece for this month.”

**TRANSITION:** Say, “Before we read the Bible, let’s play a game.”

## ENGAGE — 10 MINUTES

**MATERIALS:** | Large Parachute (1 per class) | Small Ball (1 per class) |

Say, “Before we read our Bible story, we are going to play a game involves a lot of shaking! We will all work together to keep the ball from dropping.”

**GAME GOAL:** The class will try not to let the ball drop to the ground while shaking the parachute.

**HOW TO PLAY:**

1. The goal of this exercise is to make sure the ball does not fall to the ground.
2. Instruct all the children to take hold of the outside of the parachute.
3. Place a ball on the middle of the parachute.
4. Vigorously shake the parachute and see how long the ball can stay on the parachute without touching the ground.
5. Replay as time allows.

**CHALLENGE:** To make the game more challenging, use two balls instead of one on the parachute.

**TRANSITION:** Say, “That was a lot of shaking, wasn’t it? Well, the story we are going to read today has lots of shaking too! Let’s read to find out what I mean!”

## LEARN — 15 MINUTES

Say, “Today, we will be reading about a really bad storm. Has anyone ever been in a storm that scared you? Storms can be really scary sometimes! Our story today is about that kind of scary storm. Let’s read to see what supernatural event happens in the storm.” Turn to Mark 4:35-41 (ICB) and read as a group.

**<sup>35</sup> That evening, Jesus said to his followers, “Come with me across the lake.” <sup>36</sup> He and the followers left the people there. They went in the boat that Jesus was already sitting in. There were also other boats with them. <sup>37</sup> A very strong wind came up on the lake. The waves began coming over the sides and into the boat. It was almost full of water. <sup>38</sup> Jesus was at the back of the boat, sleeping with his head on a pillow. The followers went to him and woke him. They said, “Teacher, do you care about us? We will drown!” <sup>39</sup> Jesus stood up and commanded the wind and the waves to stop. He said, “Quiet! Be still!” Then the wind stopped, and the lake became calm. <sup>40</sup> Jesus said to his followers, “Why are you afraid? Do you still have no faith?” <sup>41</sup> The followers were very afraid and asked each other, “What kind of man is this? Even the wind and the waves obey him!”**

Say, “What a supernatural story we heard today.”

Ask, “*Why does Jesus have the power to do the supernatural?* No other person could tell the wind and waves to stop crashing and expect it to happen except for Jesus. That is why this miracle was so amazing! Only God has the power to calm a storm like this. **Jesus has the power to do the supernatural.**”

**TRANSITION:** Say, “Let’s see what we can remember about our supernatural story!”

## DISCUSS — 10 MINUTES

Say, “Isn’t Jesus awesome for calming the storm?”

**1. In this story, who has the power to do the supernatural?**

Response: **Jesus has the power to do the supernatural.**

**2. How did Jesus supernaturally make the storm stop?**

Response: He spoke to the storm and it stopped. He did the impossible.

**3. How long did it take for the storm to be quiet?**

Response: Immediately the wind stopped and the waves calmed.

**4. Why do you think Jesus was sleeping in the boat while everyone else was panicking and thinking they were going to drown?**

Response: Jesus was not worried about the storm because He can do the supernatural. Jesus is God, and He knew they were going to be safe from the storm. Jesus trusted His Father (God) to take care of Him.

**5. Why do you think the disciples were “very afraid” after Jesus calmed the storm?**

Response: They were surprised and scared of Jesus’ power. The disciples had never seen anyone act so powerfully before. They couldn’t understand how a man could control the wind and waves with a word.

**6. What does this story tell us about Jesus?**

Response: **Jesus has the power to do the supernatural**, Jesus is a miracle-worker, Jesus is powerful, Jesus is in control of the wind and the waves, etc.

**TRANSITION:** Say, "Great job answering the questions! **Jesus really does have the power to do the supernatural**, doesn't He? Let's do an activity together about today's supernatural story!"

## RESPOND — 15 MINUTES

**MATERIALS:** | Halved Paper Plates (1 half per child) | Popsicle Sticks (1 per child) | Construction Paper (1 piece per child) | Tape |

Say, "In our story, 'Jesus Calms the Storm,' we learned that **Jesus has the power to do the supernatural**. So, we will be creating a boat today to remind us how Jesus calmed a crazy, and very shaky storm."

### INSTRUCTIONS:

1. Give each child a half of a paper plate, one popsicle stick, and a piece of construction paper.
2. Tell every child to cut out a triangle for the boat mast from the construction paper.
3. The children will assemble a boat with a sail by making the plate the bottom of the boat and by making a mast or sail with the popsicle stick and triangle piece of construction paper.
4. When put together, tape the popsicle stick and mast to the "boat."

**TRANSITION:** Say, "Awesome job! Now, we can use our boats to help us remember our story. Let's practice this month's memory verse."

## MEMORIZE — 5 MINUTES

Say, "All month, we will be practicing the memory verse that reminds us that God can do the impossible." Do the verse first with actions and then have the kids practice with you.

**"What is impossible (do a crossing out motion with arms) with man is possible (make a fireworks motion looking up to the sky) with God." Luke 18:27 (NIV) (hold hands open like a book)**

**CHALLENGE:** Discuss the meaning of the verse with the children. Ask the following questions:

1. What does this verse mean to you?
2. Do you believe this verse is true? Why do you think so?
3. Have you seen God do anything impossible in your life?

## REFLECT — 5 MINUTES

Say, "We have a lot to thank God for today. **Jesus has the power to do the supernatural!** He can do amazing things in our lives just like He did when He calmed the storm. Before we pray, does anyone need God to do something for them that seems impossible? We are going to pray for our friends who need Jesus to do something supernatural."




TO HELP CREATE COMMUNITY, HAVE THE CHILDREN FORM A CIRCLE TO PRAY. IF THEY ARE COMFORTABLE WITH IT, YOU CAN ALSO HAVE THEM HOLD HANDS.

**SAMPLE PRAYER:** *“Jesus, we praise You for being able to do supernatural things. God, we believe You love us and hear our prayers. Help us see Your supernatural power this week. We pray this all in the name of Jesus. Amen.”*

## **RELEASE —**

If there is extra time before parents arrive, have the children go back through their memory verse, act out the story, or play the parachute game again.





# JESUS HEALS THE BLIND MEN

## BIBLE PASSAGE

Matthew 9:27-31 (ICB)

## BIG IDEA

Jesus has the power to do the supernatural.

## FOCUS VERSE

“What is impossible with man is possible with God.” Luke 18:27 (NIV)

## LESSON MATERIALS

| Puzzle Piece | Blindfolds | *Supernatural Shades* Page | Hole Punch | Pipe Cleaners | Scissors  
| Markers or Crayons |

## GREET — 15 MINUTES

Connection questions to ask as the children arrive:

- What is your favorite food?
- Tell me about your weekend. Did you do anything fun?

## WORSHIP — 10 MINUTES

Worship is a beautiful way of showing God, with our whole selves, how much we love Him. Practice praising God by shouting, jumping, raising your arms, etc. Show the children that worship can be meaningful and fun!



COMMUNICATE THAT WHILE GOD INTENDS FOR US TO ENJOY WORSHIP, IT IS SINGULARLY FOR AND ABOUT HIM.

## PRAY — 5 MINUTES

Gather everyone for prayer.



BE INTENTIONAL ABOUT ASKING DIFFERENT CHILDREN TO PRAY EACH WEEK.

**SAMPLE PRAYER:** “Jesus, we love You! Thank You for hearing us when we pray. Help us learn more about You though the Scriptures. Help us know and see Your supernatural power in our lives. In Jesus’ name, Amen.”

## REVIEW — 5 MINUTES

**MATERIALS:** | Puzzle Piece |

**BACKGROUND:** Say, “We are in the third week of lessons called *Supernatural*. Who remembers what the word ‘supernatural’ means? ‘Supernatural’ describes an impossible act that can only be done by the power of God. At the beginning of this unit, we learned about a time when Jesus did something impossible and healed a man with leprosy! Then, last week we learned that Jesus supernaturally calmed a storm and saved His disciples from drowning. What a powerful God we serve! Let’s put up this week’s puzzle piece.”

**TRANSITION:** Say, “Before we hear another supernatural story from God’s Word, let’s play a game. Are you ready?”

## ENGAGE — 10 MINUTES

**MATERIALS:** | Blindfolds (1 per pair) |

Say, “We are going to complete a challenge to see how well you can listen and follow directions, but you are going to have to listen extra hard, because you will also be blindfolded!”

**GAME GOAL:** To be the first team to get their blindfolded partner from one side of the room to the other by only using verbal cues.

**HOW TO PLAY:**

1. Divide students into teams of two.
2. Provide each team with one blindfold.
3. Choose one partner from each pair to cover their eyes with the blindfold.
4. After the “blind” teammate’s eyes are covered, choose a place in the room where they will need to go.
5. Instruct the seeing partner from each pair to stand at the designated area and give verbal directions to guide their partner to themselves.
6. Pairs can switch roles and play again.

**CHALLENGE:** To increase the difficulty of the game, spin the blindfolded teammate around several times before they begin moving toward their target.

**TRANSITION:** Say, “Give your partner a high-five. Great! I hope that game gave you a taste of what life might be like for people who cannot see because that is exactly what was happening with the people in today’s story! Let’s read to learn more.”

## LEARN — 10 MINUTES

Say, “Today, we will read about Jesus doing something supernatural for two blind men. As Jesus traveled, people from all over followed Him listening to His teachings and looking for a miracle, and the crowds kept getting bigger and bigger and BIGGER. Let’s read our story and listen for the supernatural. I’m as excited as the crowds were. Are you?” Read Matthew 9:27-31 (ICB).



READ WITH EXPRESSION! CHANGING YOUR VOICE WITH EACH CHARACTER WILL CAPTIVATE THE CHILDREN'S ATTENTION.

**27** When Jesus was leaving there, two blind men followed him. They cried out, “Show kindness to us, Son of David!” **28** Jesus went inside, and the blind men went with him. He asked the men, “Do you believe that I can make you see again?” They answered, “Yes, Lord.” **29** Then Jesus touched their eyes and said, “You believe that I can make you see again. So this will happen.” **30** Then the men were able to see. But Jesus warned them very strongly, saying, “Don’t tell anyone about this.” **31** But the blind men left and spread the news about Jesus all around that area.

Say, “What a supernatural story! No doctor could have healed these men.”

Ask, “Why could Jesus heal the blind men? **Jesus has the power to do the supernatural** because Jesus is God! That is why this miracle is so amazing! Only God has the power to heal and open blind eyes. **Jesus has the power to do the supernatural.**”

**TRANSITION:** Say, “Isn’t Jesus awesome for healing the blind? **Jesus has the power to do the supernatural.**”

## DISCUSS – 10 MINUTES

Say, “Let’s talk about our story.”



BE CAREFUL HOW YOU RESPOND TO WRONG ANSWERS. IT IS IMPORTANT TO CORRECT STATEMENTS THAT ARE NOT TRUE WHILE SIMULTANEOUSLY AFFIRMING THE CHILD FOR RESPONDING.

### 1. Who has the power to do the supernatural?

Response: **Jesus has the power to do the supernatural.**

### 2. How did Jesus supernaturally heal the blind men?

Response: Jesus healed the blind men because He is God and is all powerful.

### 3. Why do you think Jesus told the blind men not to say anything about their healing?

Response: Jesus already had crowds following Him everywhere He went, but Jesus wasn’t trying to become famous. He wanted God to get all the attention and glory for the miracles. Also, Jesus was patiently waiting on God to decide when people should know who He really was.

### 4. Why was the crowd amazed at Jesus’ healing of the blind men?

Response: The way Jesus healed people was not normal. In fact, it would have seemed impossible.

### 5. What else do you think Jesus has the power to heal?

Response: It can be big or small things: fever, flu, broken ankle, headache, stubbed toe, broken arm, runny nose, bruises, sad feelings, broken relationships, etc.

## 6. What does this story tell us about who Jesus is?

Response: **Jesus has the power to do the supernatural**, Jesus is kind, Jesus wants good for us, Jesus is a miracle-worker, Jesus was humble, Jesus is powerful, etc.

**TRANSITION:** Say, "Great job! **Jesus has the power to do the supernatural**, doesn't He? Now, let's do an activity to help us remember this incredible story!"



TRY NOT TO USE THE TERM "CHARACTERS" WHEN TALKING ABOUT PEOPLE FROM THE BIBLE. THE WORD "CHARACTER" TENDS TO SOUND FICTIONAL. INSTEAD, USE SPECIFIC TERMS LIKE, "THE MEN," "THE WOMEN," OR "THE PEOPLE."

## RESPOND — 10 MINUTES

**MATERIALS:** | *Supernatural Shades* Page (1 shade per child) | Hole Punch (1 per class) | Pipe Cleaners (2 per child) | Scissors | Markers or Crayons |



PRINT THE *SUPERNATURAL SHADES* PAGE ON CARDSTOCK FOR STURDIER SHADES.

Say, "Today, we are going to make *Supernatural Shades* to remind us of our story."

### INSTRUCTIONS:

1. Give each person two pipe cleaners and one *Supernatural Shades* cutout.
2. Let the students to color their shades.
3. Help the kids punch two holes in each pair of shades—one on each side.
4. Instruct the children to string one pipe cleaner through each of the holes.
5. Attach and bend the pipe cleaners to make the glasses wearable.
6. When everyone is finished, read the lenses aloud with the class.

**TRANSITION:** Say, "Great job with your projects. Why do you think we made *Supernatural Shades* after today's story? Right! To help us remember that God can do anything! He can even make the blind see! **Jesus has the power to do the supernatural**, doesn't He? Let's practice this month's memory verse."

## MEMORIZE — 5 MINUTES

Tell the class that they will be practicing this month's memory verse again, and that it reminds us of God's great power. Have the kids practice the verse with you.

**"What is impossible (do a crossing out motion with arms) with man is possible (make a fireworks motion looking up to the sky) with God." Luke 18:27 (NIV) (hold hands open like a book)**

**CHALLENGE:** Have the children practice the verse making up their own, new motions.

## REFLECT – 5 MINUTES

Say, “We have a lot to thank God for today. **Jesus has the power to do the supernatural!** Before we pray, does anyone need God to do something supernatural for them?” Pray for everyone who needs Jesus’ help.




ENCOURAGE THE CHILDREN TO PRAY FOR EACH OTHER.

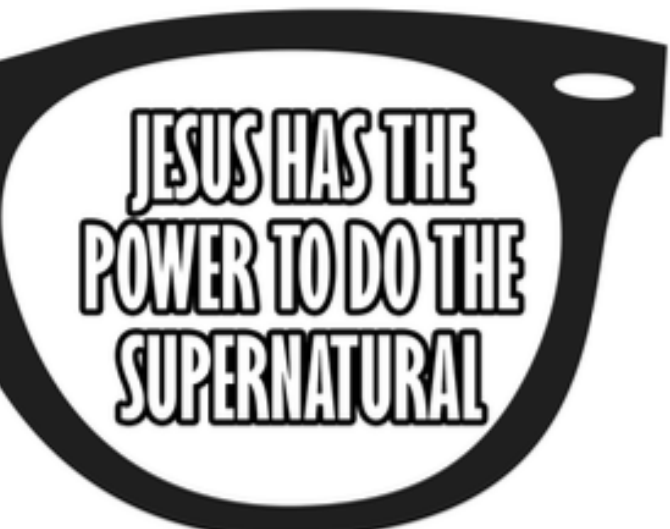
**SAMPLE PRAYER:** *“Jesus, we praise You for being such a powerful and loving God. Thank You for how You have already healed us. Help us remember to come to You first with our needs. We believe that You, Jesus, have the power to do supernatural things in our lives. We pray this in the name of Jesus. Amen.”*

## RELEASE –


If there is extra time before parents arrive, have the children practice their memory verse again, act out the story, work on unfinished crafts, or replay the ENGAGE game.



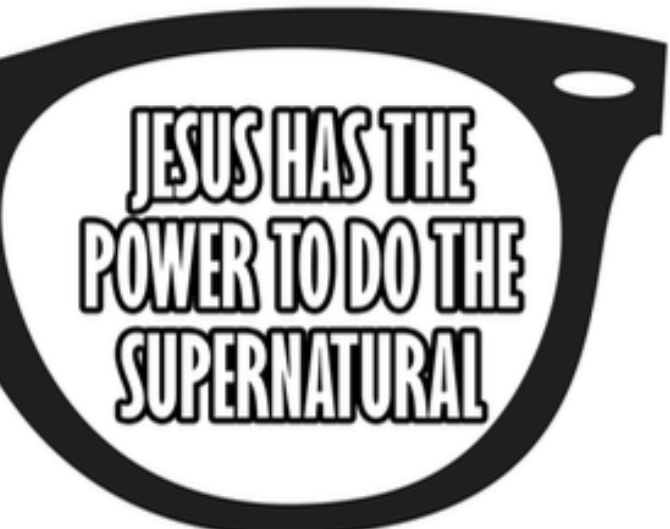
**JESUS HAS THE  
POWER TO DO THE  
SUPERNATURAL**




**JESUS HAS THE  
POWER TO DO THE  
SUPERNATURAL**



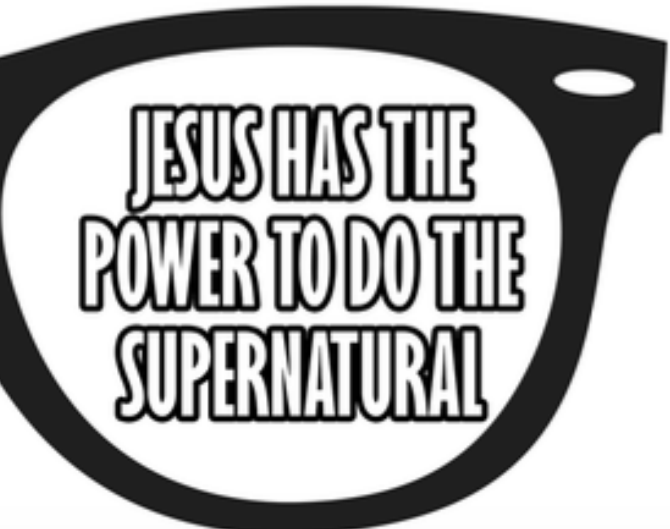
**JESUS HAS THE  
POWER TO DO THE  
SUPERNATURAL**



**JESUS HAS THE  
POWER TO DO THE  
SUPERNATURAL**



**JESUS HAS THE  
POWER TO DO THE  
SUPERNATURAL**



**JESUS HAS THE  
POWER TO DO THE  
SUPERNATURAL**







**JESUS HAS THE  
POWER TO DO THE  
SUPERNATURAL**

**JESUS HAS THE  
POWER TO DO THE  
SUPERNATURAL**

# JESUS FEEDS THE 5,000

## BIBLE PASSAGE

Matthew 14:13-21 (ICB)

## BIG IDEA

Jesus has the power to do the supernatural.

## FOCUS VERSE

“What is impossible with man is possible with God.” Luke 18:27 (NIV)

## LESSON MATERIALS

| Puzzle Piece | Slice of Bread | Can of Fish | Small Basket | Nontransparent Bag (or Pillowcase) |  
*Comic Book Page* | Markers or Crayons |

## GREET — 15 MINUTES

Connection questions to ask as the children arrive:

- What is your favorite movie?
- If you could meet anyone in the world, who would it be and why?

## WORSHIP — 10 MINUTES

Say, “In worship we get the opportunity to express our love for God. We can worship in various ways like raising our hands, jumping, and dancing. At other times, though, worship can be thoughtful and contemplative. For example, we can sit quietly, thinking about how great God is and worship Him in our minds. Sometimes, we even kneel in worship. Worshiping like this invites us to slow down and think about God.”

## PRAY — 5 MINUTES

Gather everyone for prayer.

**SAMPLE PRAYER:** *“Jesus, thank You for bringing our friends here today. Teach us more about You as we read the Bible together. Show us something new about Yourself. We love You. In Jesus’ name, Amen.”*

## REVIEW — 5 MINUTES

**MATERIALS:** | Puzzle Piece |

**BACKGROUND:** Say, “We are in the fourth and final week of our *Supernatural* unit. Can someone tell us what ‘supernatural’ means? ‘Supernatural’ describes an impossible act that can only be done by the power of God. At the beginning of this month, we learned about Jesus supernaturally healing a man with leprosy. Then, we talked about Jesus calming a dangerous storm. Finally, last week we discussed Jesus healing two blind men. WOW! **Jesus has the power to do the supernatural!** We have one more supernatural story to tell today. Let’s put up another puzzle piece. It looks like this!”

**TRANSITION:** Say, “Let’s do an activity that prepares our minds to hear our story!”

## ENGAGE — 10 MINUTES

**MATERIALS:** | Piece of Bread (1 per class) | Can of Fish (1 per class) | Small Basket (1 per class) | Nontransparent Bag (or 1 Pillowcase per class) |

Say, “Today, we are going to do an activity called *Mystery Bag*.”

**GAME GOAL:** To use their sense of touch to determine the identity of hidden items.

### HOW TO PLAY:

1. Before the children arrive, put the bread, fish, and small basket into the bag (or pillowcase) so the kids cannot see what is inside.
2. Show everyone the outside of the bag and say, “We will each take turns putting our hands in the *Mystery Bag* to figure out what is inside.”
3. One-by-one, call each child up, tell them to feel the items in the bag, and let them guess what each item is.
4. After every child makes their guesses, reveal the hidden objects to the class.

**TRANSITION:** Say, “Great job guessing! Now, let’s use the items from the bag to help us tell our Bible story.”

## LEARN — 10 MINUTES

Say, “Today, we will be reading a story about fish, bread, and baskets. Does anyone think they know what story we will be reading today? Great guesses! Well, our supernatural story for today happened after Jesus healed the man with leprosy, stopped the dangerous storm, and gave sight to two blind men. At the beginning of this story, Jesus went off to be alone, but crowds of people went looking for Him because His miracles were so amazing. Let’s see what supernatural thing Jesus does in today’s story.” Read Matthew 14:13-21 (ICB).



USE THE ITEMS FROM THE *MYSTERY BAG* AS PROPS TO TELL THE STORY.

**<sup>13</sup> When Jesus heard what happened to John, Jesus left in a boat. He went to a lonely place by himself. But when the crowds heard about it, they followed him on foot from the towns. <sup>14</sup> When Jesus arrived, he saw a large crowd. He felt sorry for them and healed those who were sick. <sup>15</sup> Late that afternoon, his followers came to Jesus and said, “No one lives in this place. And it is already late. Send the people away so they can go to the towns and buy food for themselves.” <sup>16</sup> Jesus answered, “They don’t need to go away. You give them some food to eat.” <sup>17</sup> The followers answered, “But we have only five loaves of bread and two fish.” <sup>18</sup> Jesus said, “Bring the bread and the fish to me.” <sup>19</sup> Then he told the people to sit down on the grass. He took the five loaves of bread and the two fish. Then he looked to heaven and thanked God for the food. Jesus divided the loaves of bread. He gave them to his followers, and they gave the bread to the people. <sup>20</sup> All the people ate and were satisfied. After they finished eating, the followers filled 12 baskets with the pieces of food that were not eaten. <sup>21</sup> There were about 5,000 men there who ate, as well as women and children.**

Say, “What a supernatural story! The food that the disciples brought to Jesus wouldn’t have fed even ten people, but Jesus did the impossible and multiplied the food!”

Ask, “*Why could Jesus do the supernatural?* Jesus could do the supernatural because He was God! He multiplied the food so that it fed EVERYONE with leftovers. He ended up feeding over 5,000 people! WOW! Only God has the power to make food supernaturally multiply and appear. **Jesus has the power to do the supernatural.**”

**TRANSITION:** Say, “Isn’t Jesus awesome for feeding 5,000 people? It’s true, **Jesus has the power to do the supernatural.**”

## DISCUSS — 10 MINUTES

Say, “Let’s talk about God’s story for today.”



WE MAKE TIME FOR QUESTIONS AND DISCUSSION TO DEEPEN THE CHILDREN’S UNDERSTANDING OF THE STORY AND OF THE CHARACTER OF GOD. WE BELIEVE THOUGHTFUL DIALOGUE CAN HELP LAY A FOUNDATION OF GOD’S WORD IN THE HEARTS AND MINDS OF CHILDREN.

### 1. Who has the power to do the supernatural?

Response: **Jesus has the power to do the supernatural.**

### 2. What miracle did Jesus perform in this story?

Response: Jesus supernaturally took five loaves and two fish and turned it into enough food to feed thousands of people.

**3. How many loaves and fish did Jesus and His disciples start with?**

Response: Five loaves and two fish.

**4. What did Jesus do before breaking and dividing up the bread?**

Response: Jesus thanked God for the food and blessed it.

**5. Why is it good for us to pray before we eat?**

Response: We pray to thank God for our food as a reminder that all good things we have are from Him. God is our Provider.

**6. How many people were able to eat from this miracle?**

Response: 5,000 men plus women and children—probably around 10,000-20,000 people.

**7. How did Jesus react when the disciples told Him they did not have enough food?**

Response: Jesus was calm and not worried. Jesus knew that He was about to provide food for all of the people. Jesus takes care of those who love and follow Him.

**8. What did we learn about Jesus today?**

Response: **Jesus has the power to do the supernatural**, Jesus is compassionate, Jesus is loving, Jesus provides, Jesus is powerful, Jesus isn't worried, etc.

**TRANSITION:** Say, "Great job answering those questions! **Jesus has the power to do the supernatural.** Let's do an activity to help us remember our story!"

**RESPOND — 15 MINUTES**

**MATERIALS:** | *Comic Book Page* | Markers or Crayons |

Say, "Today, your job is to draw what YOU think our story would have looked like. Remember, **Jesus has the power to do the supernatural**, even make food supernaturally appear. Let's do it!"

**INSTRUCTIONS:**

1. Give each child a *Comic Book Page* and markers or crayons.
2. Use the word boxes and dialogue bubbles in each box to help the kids draw each event in the story.
3. Read each text box aloud before releasing the children to work independently.

**TRANSITION:** Say, "Great job with your comics. **Jesus has the power to do the supernatural!** Let's practice this month's memory verse."

**MEMORIZE — 5 MINUTES**

Say, "This is the last week we will be working on this memory verse to remind us that God does the impossible." Before you recite the verse for the class, see if any children can remember the verse with the actions.

**"What is impossible (do a crossing out motion with arms) with man is possible (make a fireworks motion looking up to the sky) with God." Luke 18:27 (NIV) (hold hands open like a book)**

**CHALLENGE:** Have the children partner up and practice saying the verse back and forth to each other.

## REFLECT – 5 MINUTES

Say, "We have a lot to praise God for. For example, we can praise God because He is *omnipotent*! Have you ever heard that word? 'Omnipotent' means 'able to do ANYTHING!' Omnipotent can only be used to describe God, because only God has unlimited power. Why do you think it is important that God is omnipotent? Great! Remember, **Jesus has the power to do the supernatural** because He is God, and God is omnipotent."

**SAMPLE PRAYER:** *"Father, we praise You for You are all-powerful and able to do supernatural and impossible things. Thank You for loving us so much that You sent Your only Son, Jesus, to earth to save us. Thank You for always hearing our prayers. Help us remember to pray whenever we are in need. In Jesus' name, Amen."*

## RELEASE –

If there is extra time before parents arrive, the children can practice their memory verse again, act out the story, or finish their *Comic Book Page*.

# JESUS FEEDS THE 5,000

The disciples said, "Send everyone away to find their own food."

1

2

Jesus called a small boy to Himself and asked how much food he had. The boy answered that he only had 5 loaves of bread and 2 fish.

Jesus gave thanks to God for the food.

3

4

All the people ate and were full.

There were 12 baskets of food leftover.

5

