



THE BIG 5-0

JESUS' RESURRECTION TO PENTECOST



ROOTED
IPHC KIDS' CURRICULUM
- EST. 2020 -

THE BIG 5-0

UNIT 5- THE BIG 5-0: JESUS' RESURRECTION TO PENTECOST

WRITER - TIFFANY CRISP
MANAGING EDITOR - KRISTI CAIN
EDITOR (PRE-K) - JENNIFER MCGHEE
DESIGNER - KATE KALVACH



THE BIG 5-0

MONTHLY PREPARATION GUIDE

UNIT 5-ELEMENTARY

In *The Big 5-0* unit, we focus on the fifty days between Jesus' resurrection and Pentecost. Each week, the kids will be learning that Jesus loves to be with His people and loves to be with us! The verse the class will be memorizing is found in Hebrews 13:5—"God has said, 'I will never leave you; I will never abandon you.'" Be sure to emphasize that Jesus is a God who desires to be close to us. Join in with the children as they discover how much Jesus loves to be with them!

WEEK 1

LESSON MATERIALS: Puzzle Piece (1 per class), *Charades Cards* (1 set per class), *Spinner Template* (1 per child), Straws or 6" Wooden Craft Dowels (1 per child), Glue Sticks or Tape, Scissors, Markers or Crayons

WEEK 2

LESSON MATERIALS: Puzzle Piece (1 per class), Go Fish or Standard Playing Cards (1 deck per pair), *Fish Page* (1 per child), *Decoration Add-Ons* (Optional), Markers or Crayons

WEEK 3

LESSON MATERIALS: Puzzle Piece (1 per class), *Ascension of Jesus Page* (1 per child), *Jesus and The Promise Cutouts* (1 of each per child), Scissors, Hole Punch (1 per class), Yarn or String (1 12" piece per child), Tape, Markers or Crayons

WEEK 4

LESSON MATERIALS: Puzzle Piece (1 per class), *Holy Spirit in Me Page* (1 per child), Pencils (1 per child), Markers or Crayons

JESUS APPEARS TO HIS DISCIPLES

BIBLE PASSAGE

John 20:19; Luke 24:37-41 (ICB)

BIG IDEA

Jesus loves to be with us.

FOCUS VERSE

“God has said, ‘I will never leave you; I will never abandon you.’” Hebrews 13:5 (NIV)

LESSON MATERIALS

| Puzzle Piece | *Charades Cards* | *Spinner Template* | Straws or 6” Wooden Craft Dowels | Glue Sticks or Tape | Scissors | Markers or Crayons |

GREET — 15 MINUTES

Connection questions to ask as the children arrive:

- What is your favorite color?
- What is your favorite game?

WORSHIP — 10 MINUTES

Many kids will go through their entire lives without knowing why we worship unless we teach them. Do not leave your students to figure it out on their own. Say, “Did you know the Bible says we have been created to worship God? Isaiah 43:21 says that God formed each of us for Himself so that we would praise Him. We are designed for worship!”

PRAY — 5 MINUTES

Gather the children, and ask for a volunteer to pray.



ENCOURAGE DIFFERENT CHILDREN TO PRAY AT THE START OF EACH CLASS. REMIND THE KIDS THAT GOD LOVES HEARING FROM EACH OF THEM.

SAMPLE PRAYER: “Jesus, thank You for being with us every single day—even when we do not think about it. Thank You for everyone You have brought here to learn. Help us know You a little bit better by the end of this class. We love You. In Jesus’ name, Amen.”

REVIEW — 5 MINUTES

MATERIALS: | Puzzle Piece |

BACKGROUND: Say, “I cannot believe how much we have learned about Jesus already! Remember when we read about the supernatural miracles of Jesus (Unit 1)? What about the weeks when we talked about Jesus’ *Parables* (Unit 2)? Isn’t God good to teach us His truth in stories we can understand? Then, we discussed *Heartwork* and discussed how Jesus loves our hearts and will make them pure if we let Him (Unit 3). Finally, last month, we studied *The Biggest Announcement* that Jesus had risen from the dead (Unit 4)! This month, we have another exciting series called *The Big 5-0*. We call it *The Big 5-0* because we will be learning about the 50 days between Jesus’ resurrection (coming to life from the dead) and Pentecost (God sending the Holy Spirit after Jesus leaves). Let’s put up our first puzzle piece.”

TRANSITION: Say, “Let’s play a game before reading our first story in *The Big 5-0!*”

ENGAGE — 10 MINUTES

MATERIALS: | *Charade Cards* (1 set per class) |

Say, “Today, we are going to play *Charades*! But here is the catch: All of the charades will be about things found in our story. Let’s play!”

GAME GOAL: To act out a word or phrase without speaking in order to get your team to guess the word correctly.

HOW TO PLAY:

1. Divide everyone into two teams.
2. Divide the *Charade Cards* equally between the teams.
3. Team 1: Choose an actor.
4. Team 2: Show Team 1’s actor the phrase on a card they have chosen without the rest of Team 1 seeing the phrase.
5. Team 1’s actor must now act out the phrase for his own team in the time frame given. (Start by setting a timer to go off in 30 seconds. If it is not enough time, change the time frame to 45 seconds to a minute.)
6. If Team 1 correctly guesses the clue, they score one point. If they do not guess correctly - no score!
7. Team 2’s turn: Team 1 hands a clue card to the chosen actor of Team 2.
8. Continue the game giving each team a turn to act out the *Charade Cards* (alternating sides and a different actor each time).

MODIFICATION: You can also play this game in a non-competitive way with you, the teacher, giving each child in the class a *Charade Card*. Then, the large group will make guesses together about what their classmates are acting out.

TRANSITION: Say, “Great job with our game! Let’s see what our *Charades* actions have to do with our story.”

LEARN – 15 MINUTES

Say, “The story we will be reading is called, ‘Jesus Appears to His Disciples.’ Remember last month when we learned that Jesus died, but then came back to life? Well, in today’s story, the disciples have heard that Jesus has risen from the grave, but they have not seen Him yet. This story is going to sound unbelievable, but Jesus loves His people too much not come and be with them again! Who is ready to hear it?” Read John 20:19 and Luke 24:37-41 (ICB).



KEEP THE *CHARADE CARDS* OUT AND REFER TO THEM WHILE READING THE STORY.

¹⁹ It was the first day of the week. That evening Jesus’ followers were together. The doors were locked, because they were afraid of the Jews. Then Jesus came and stood among them. He said, “Peace be with you!” ³⁷ They were fearful and terrified. They thought they were seeing a ghost. ³⁸ But Jesus said, “Why are you troubled? Why do you doubt what you see? ³⁹ Look at my hands and my feet. It is I myself! Touch me. You can see that I have a living body; a ghost does not have a body like this.” ⁴⁰ After Jesus said this, he showed them his hands and feet. ⁴¹ The followers were amazed and very happy. They still could not believe it.

Say, “What an unbelievable story! Jesus must have shocked His followers that day. More than surprising His disciples, Jesus taught an important truth when He showed Himself: Jesus wants to be with them.”

Ask, “How does Jesus come to be with His disciples? After Jesus had risen from the grave, He came to visit and be with His disciples. He proved to them that He was alive. It is so good that Jesus does not leave His disciples alone because that means He will not leave us alone either. He comes because **Jesus loves to be with us!**”

TRANSITION: Say, “Jesus is so kind! Can you say, ‘**Jesus loves to be with us.**’”

DISCUSS – 10 MINUTES

Say, “Alright, let’s move on to our discussion time.”

1. Who loves to be with us?

Response: **Jesus loves to be with us.**

2. Why did they think Jesus was a ghost?

Response: They did not believe Jesus was alive, so when they saw Him, they were surprised. Jesus seemed like a ghost because He suddenly appeared in the room without using the door, and they watched Him die a few days earlier.

3. Why do you think this story is important for us to know?

Response: Answers will vary.

4. Why do you think Jesus came back to see His disciples?

Response: Jesus loved His disciples, and He went to great lengths to make sure they knew He was alive. Jesus wanted to be with His followers; they were His friends.

5. What do we learn about Jesus in this story?

Response: **Jesus loves to be with us**, Jesus wants a relationship with us, Jesus brings peace, Jesus is alive, etc.

TRANSITION: Say, "Great job answering those questions! **Jesus loves to be with us**, doesn't He? Now, let's do an activity to help us remember our story."

RESPOND — 15 MINUTES

MATERIALS: | *Spinner Template* (1 per child) | Straws or 6" Wooden Craft Dowels (1 per child) | Glue Sticks or Tape | Scissors | Markers or Crayons |

Say, "We get to make a craft from the story we just learned! We are going to make something called a *Story Spinner*. Who is ready to see how to do that?" Craft created by *Connectible*.

INSTRUCTIONS:

1. Give each child one *Spinner Template* and one straw or dowel.
2. Have the children cut along the outside of the *Spinner Template*. (Note: Do not cut the middle line separating the disciples and Jesus).
3. Color the *Spinner Template*. Then, fold it together on the middle line so that both images are facing out.
4. Glue or tape the straw into the inside of the fold.
5. Finally, glue or tape the spinner closed around the straw.
6. The children will quickly spin the straw to see Jesus appear and disappear from the disciples' view.

TRANSITION: Say, "Try using both hands to spin your crafts! Do you see Jesus appearing and disappearing from the disciples? Now, we can share the story of great love that Jesus has for His followers. Remember, Jesus comes because **Jesus loves to be with us!**"

MEMORIZE — 5 MINUTES

Say, "I have good news for you: We have a brand-new verse to learn for this month, and I think you will be able to remember it. Let's try and keep this important truth in our memories!"

"God has said (point to heaven), 'I will never leave you (hold your arms in a crossing motion); I will never abandon you (push your hands away from you).'" Hebrews 13:5 (NIV) (hold your hands like a book)

CHALLENGE: Have the children say the verse at different speeds. You can even have a competition to see who can say it the slowest, the fastest, or with the best accent!

REFLECT — 5 MINUTES

Say, "Can you believe that we get to have a relationship with our God who loves us so much?! Jesus loved to be with His disciples and **Jesus loves to be with us** too. Never forget how much Jesus wants to be with you. Who would like to pray for us before we go?" Take prayer requests.

SAMPLE PRAYER: *“Jesus, we love You! You are amazing, powerful, and loving. You deserve all of our praise and worship! Help us see how great You are every day. In Jesus’ name, Amen.”*

RELEASE —

If there is extra time before parents arrive, play another game of *Charades* or complete unfinished crafts. You could also have the children retell the Bible story to a partner. Do not forget to hand out the monthly Parent Guide!


PARENT GUIDE GOALS:

1. To provide engaging questions and activities for family discipleship.
2. To review what the children are learning each week.

CHARADE CARDS

Directions: Cut the *Charade Cards* out. Fold the cards in half and place them in a small bin.

GHOST	DOOR
NAIL	PEACE
BODY	FISH
COOK	HANDS
FEET	LOCK



SPINNER TEMPLATE







MIRACULOUS CATCH OF FISH

BIBLE PASSAGE

John 21:1, 3-8, 13 (ICB)

BIG IDEA

Jesus loves to be with us.

FOCUS VERSE

“God has said, ‘I will never leave you; I will never abandon you.’” Hebrews 13:5 (NIV)

LESSON MATERIALS

| Puzzle Piece | Go Fish or Standard Playing Cards | *Fish* Page | Decoration Add-Ons (Optional) | Markers or Crayons |

GREET — 15 MINUTES

Connection questions to ask as the children arrive:

- What is your favorite hobby?
- What is one new thing you learned this week?

WORSHIP — 10 MINUTES

Worship for as long as the children will stay engaged. Sing their favorite songs (allow them to make requests if possible), and enjoy the presence of the Lord together.



YOU MAY HAVE CHILDREN WHO DO NOT PARTICIPATE IN WORSHIP. DO NOT GET IMPATIENT OR FRUSTRATED WITH THEM, BUT ENCOURAGE THEM TO ENGAGE. ASK WHAT KIND OF MUSIC THEY LIKE. IF IT IS SLOWER MUSIC, TRY A SLOWER WORSHIP SONG. IF IT IS UPBEAT MUSIC, TRY A FASTER WORSHIP SONG. WE CAN WORSHIP GOD TO ALL DIFFERENT STYLES OF MUSIC!

PRAY — 5 MINUTES

Gather the children for prayer. Ask for a volunteer to pray for the day.

SAMPLE PRAYER: “God, You are amazing! Each week, we cannot wait to be here and learn more about who You are. Teach us to believe in You and what You say. In Jesus’ name, Amen.”

REVIEW — 5 MINUTES

MATERIALS: | Puzzle Piece |

BACKGROUND: Say, “We are learning about the 50 days between Jesus’ resurrection (coming back to life) and Pentecost (God sending the Holy Spirit after Jesus leaves). This just means that we are studying some of the big stories after Jesus had died and risen back to life. Who can tell me what happened in last week’s lesson in *The Big 5-0*? Right! We learned that **Jesus loves to be with us** just like He loved to be with His disciples. He would not leave us alone and by ourselves! Who is ready to hear another story of Jesus coming to be with His followers? Me too! Can I have a volunteer put up our new puzzle piece?”

TRANSITION: Say, “Let’s play a game to get our minds ready for today’s story!”

ENGAGE – 10 MINUTES

MATERIALS: | Go Fish or Standard Playing Cards (1 deck per 2-3 kids) |

Say, “Our game is going to be one I think a lot of you already know how to play! Who knows how to play *Go Fish*? Wow! Great! That is what we will be playing today. Are we ready?”

GAME GOAL: The player with the most pairs (or two-of-a-kinds) wins.

HOW TO PLAY:



MODEL HOW TO PLAY *GO FISH* WITH A STUDENT VOLUNTEER BEFORE THE GROUPS BEGIN THEIR GAMES.

1. Recite the “Game Goal” from above and break everyone up into teams of two to three children. (If the kids know how to play, they can set up their own games and begin playing. For those kids who do not know how to play, follow the instructions below.)
2. For each group, deal each player seven cards. The rest of the deck is then placed face down in the middle of the players. This is called the “pool.”
3. Each player gets a turn in clockwise order. During a turn, one player asks another player if they have a particular card.
 - For example, Bob may ask Katie if she has any nines. If Katie has any nines, she must give all of her nines to Bob. If Katie does not have any nines, she says, “go fish.”
4. When you “go fish,” you take any card from the “pool” of cards in the middle.
5. If the player gets the card they asked for, either from the “pool” or from Katie, they get another turn, and they put the matching cards face up in front of them. (That is one point.)
6. The game is over when one player runs out of cards, or there are no more cards in the pool.
7. The winner is the one who has the most pairs of matched cards.
8. Allow the children to play as time permits.

MODIFICATION: You can use either *Go Fish* cards or a regular deck of cards. NOTE: If you use a regular deck of cards, explain that the color and suit do not matter, but only the number does. For example, if Student A has a four of hearts and Student B has a four of Spades, Student A should only ask, “Student B, do you have a four?”

TRANSITION: Say, “Great job playing our game! I hope whenever you play *Go Fish* again, you will think of today’s story. Are you ready to hear it?”

LEARN – 15 MINUTES

Say, “This week’s story is so great! If you remember from last week, Jesus is coming to show His people that He is alive. Jesus does this because He loves them so much and wants to be with them! In today’s story, Jesus is going to show His disciples that He loves to be with them by appearing to them in a different way. Now, do not forget to listen for what our game of *Go Fish* has to do with this story! Here we go.” Read John 21:1, 3-8, 13 (ICB).



TO INCREASE ENGAGEMENT, SAY, “EVERY TIME YOU HEAR THE WORD ‘FISH’ IN OUR STORY, RAISE YOUR HAND QUICKLY AND THEN LOWER IT AGAIN. LET’S SEE HOW MANY YOU CAN FIND!”

¹ Afterward Jesus appeared again to his disciples, by the Sea of Galilee. It happened this way: ³ “I’m going out to *fish*,” Simon Peter told them [the disciples], and they said, “We’ll go with you.” So they went out and got into the boat, but that night they caught nothing. ⁴ Early in the morning, Jesus stood on the shore, but the disciples did not realize that it was Jesus. ⁵ He called out to them, “Friends, haven’t you any *fish*?” “No,” they answered. ⁶ He said, “Throw your net on the right side of the boat and you will find some.” When they did, they were unable to haul the net in because of the large number of *fish*. ⁷ Then the disciple whom Jesus loved said to Peter, “It is the Lord!” As soon as Simon Peter heard him say, “It is the Lord,” he wrapped his outer garment (robe) around him and jumped into the water. ⁸ The other disciples followed in the boat, towing the net full of *fish*. ¹³ None of the disciples dared ask him, “Who are you?” They knew it was the Lord.

Say, “What a big story! Jesus showed His disciples something SO important: Jesus loves to be with them! Who was listening closely? Great! Well, I need your help with this next question.”

Ask, “How do we know that Jesus wants to be with His disciples? Did you know that Jesus did not have to appear to His followers, but He did because Jesus loved to be with them just like **Jesus loves to be with us!** He even helped His friends miraculously catch fish.”

TRANSITION: Say, “Can you believe how amazing it is that **Jesus loves to be with us?**”

DISCUSS – 10 MINUTES

Say, “Let’s talk about our story!”



FEEL FREE TO ASK YOUR OWN QUESTIONS, AND ENCOURAGE THE CHILDREN TO ASK QUESTIONS TOO. THIS WILL DEEPEN DISCUSSION AND MAKE IT MORE PERSONAL.

1. Who loves to be with us?

Response: **Jesus loves to be with us.**

2. Jesus called His disciples, “friends.” How does it make you feel that Jesus calls you “friend”?

Response: Answers will vary.

3. How did Peter react when he found out it was Jesus on the shore? Why do you think Peter was so excited?

Response: He was so excited to see his Lord and friend that he jumped into the water to get to Jesus as quickly as he could.

4. How does Jesus show His disciples that He wants to be with them?

Response: Jesus appeared to them while they were fishing.

5. Why do you think Jesus did a miracle for His disciples when He appeared?

Response: The disciples did not recognize Jesus, but they recognized the miracle. Because they saw Jesus do a miracle, they knew it was Him on the shore.

6. What do we learn about Jesus in this story?

Response: **Jesus loves to be with us**, Jesus is all-knowing, Jesus cares about the little things, Jesus surprises us with His presence, Jesus provides for us, etc.

TRANSITION: Say, "Great job listening to the story and answering questions. Remember, **Jesus loves to be with us.**"

RESPOND – 15 MINUTES

MATERIALS: | *Fish* Page | Decoration Add-Ons (Optional: Listed Below) | Markers or Crayons |

Say, "The activity we are doing now will help you remember our unbelievable story. Let's start!"

INSTRUCTIONS:

1. Provide each child with a *Fish* page and emphasize that **Jesus loves to be with us** so much that He showed up to His disciples even while they were fishing.
2. The kids will color the *Fish* page and decorate it with add-ons (optional).



REINFORCE THE BIBLE STORY AND BIG IDEA AS CHILDREN WORK ON THE ACTIVITY. ASKING DIFFERENT CHILDREN TO RETELL THE STORY IN THEIR OWN WORDS WILL HELP WITH COMPREHENSION AND STORY RETENTION.

MODIFICATION: Optional decorations to make "fish scales" include: tissue paper, sequins, puffy paint, muffin liners, tin foil, macaroni noodles, or beads. This is not an exhaustive list—add whatever you have in your supply closets.

TRANSITION: Say, "**Jesus loves to be with us!** He loves to be with us so much that He showed Himself to His disciples again—but this time was on the water."

MEMORIZE – 5 MINUTES

Say, "Let's practice the verse of the month together. Our verse is a reminder that Jesus will never leave us! He WANTS to be with us." Before practicing your verse as a group, see if any of the children want to say it from memory.

"God has said (point to heaven), 'I will never leave you (hold your arms in a crossing motion); I will never abandon you (push your hands away from you).'" Hebrews 13:5 (NIV) (hold your hands like a book)

CHALLENGE: One way to help children memorize the monthly verses, is to post them in the classroom for easy reference.

REFLECT — 5 MINUTES

Say, “**Jesus loves to be with us!** Do you believe that? First, Jesus showed up to His disciples in a room, and now we read about Jesus showing Himself to His disciples by the sea! Can you see that Jesus really does love to be with His people? Did you know that Jesus is still with us today? Even though we cannot see Him, He is still there—always! God gave us the Holy Spirit so He would never have to leave us alone. Remember, Jesus loves to be with YOU!”




THE HOLY SPIRIT WILL NEVER LEAVE US. SAY, “JOHN 14:16 SAYS THE HOLY SPIRIT IS IN YOU ‘TO HELP YOU AND BE WITH YOU FOREVER.’”

SAMPLE PRAYER: “*Lord, thank You for coming to be with the disciples! We know that You loved them and that You love us too. Please help us believe in You and see You for who you really are--A loving God who wants to be with us. In Jesus’ name, Amen.*”

RELEASE —

If there is extra time before parents arrive, children can replay *Go Fish*, review the story, or continue completing their craft.

THE CATCH OF FISH



JESUS LOVES TO BE WITH US



JESUS' ASCENSION

BIBLE PASSAGE

Matthew 28:16-20; Acts 1:4-5, 9 (ICB)

BIG IDEA

Jesus loves to be with us.

FOCUS VERSE

“God has said, ‘I will never leave you; I will never abandon you.’” Hebrews 13:5 (NIV)

LESSON MATERIALS

| Puzzle Piece | *Ascension of Jesus* Page | *Jesus and The Promise* Cutouts | Scissors | Hole Punch
| Yarn or String | Tape | Markers or Crayons |

GREET — 15 MINUTES

Connection questions to ask as the children arrive:

- Do you know any good jokes?
- Who do you want to be like when you grow up?

WORSHIP — 10 MINUTES

Remind your children that Jesus does not prefer the worship of those who are talented singers, dancers, and musicians. “The Lord looks at the heart” (1 Samuel 16:7). God wants our love and commitment. As long as we are sincere and devoted in worship, He will be pleased.

PRAY — 5 MINUTES

Gather everyone for prayer.



SET BEHAVIORAL EXPECTATIONS EARLY IN EACH CLASS PERIOD
FOR A MORE SUCCESSFUL TEACHING DAY!

SAMPLE PRAYER: “Jesus, help us become more and more like You every day. Grow us into the people You want us to be. Thank You for everything you have done. In Jesus’ name, Amen.”

REVIEW — 5 MINUTES

MATERIALS: | Puzzle Piece |

BACKGROUND: Say, “Who can tell the class what we have learned about this month? Right! We are discovering that **Jesus loves to be with us**. He showed His disciples this when He appeared to them in the house. Then, last week, we looked at how Jesus wanted to be with His disciples (and friends) so much that He visited them on the sea shore while they were fishing. Now, show me you are ready to hear the next story by sitting with your legs crossed, mouths off, and eyes on me. Who would like to put the next puzzle piece on the wall?”

TRANSITION: Say, “Let’s play a game to prepare for our story!”

ENGAGE – 10 MINUTES

Say, “Our game is called, *Follow the Leader*. This game is going to get our minds thinking about what happens in our story for today. Let’s play *Follow the Leader* together!”

GAME GOAL: To precisely follow all of the actions given by the student leader.

HOW TO PLAY:

1. Choose one person to be the leader. Every other person will be a follower.
2. The leader must make-up a series of four actions for everyone to model. For example: Jump three times, clap once, spin in a circle, and touch the floor.



IF YOU HAVE A LOT OF YOUNGER CHILDREN, MODIFY THE GAME SO THAT IT IS DOABLE FOR THEM. FOR EXAMPLE, YOU MAY TELL THE “LEADER” TO ONLY DO ONE OR TWO ACTIONS AT A TIME INSTEAD OF FOUR.

3. Remind the followers to watch the leader closely.
4. Once the leader has done their actions, the followers will try to copy exactly what the leader acted out.
5. Give each child a few chances to lead and then switch to a different leader.
6. If the volunteer leaders cannot think of four motions to do, show them this list of actions series and allow them to choose one to act out:
 - 2 Claps, 4 Squats, 1 Leg Kick, 1 Snap
 - 5 Jumps, 3 Blinks, 5 Claps, 1 Arms Raised
 - 2 Squats, 2 Head Touches, 3 Jumps, 5 Claps
 - 8 Jumps, 2 Toe Touches, 3 Snaps, 6 Hand Waves
 - 3 Thumbs Up, 3 Shoulder Taps, 1 Shake, 2 Snaps
 - 4 Ear Touches, 5 Nose Touches, 2 Spins, 3 Claps

TRANSITION: Say, “Great job playing *Follow the Leader*! Who is really the BEST leader though? Right! It is Jesus! Let’s learn to follow our Leader, Jesus, like the disciples.”

LEARN – 15 MINUTES

Say, “Today’s story is about Jesus Christ’s last day on earth. Until this point, Jesus had been visiting His disciples to be with them over a 40-day period. We have already talked about two of those appearances this month. But today, Jesus is not only going to appear; He is also going to give some important instructions for the disciples to follow after He leaves. Let’s read to see what Jesus says. Open your Bibles with me to Matthew 28:16-20 (ICB). Then, we will read a couple of verses in Acts 1:4-5, 9 (ICB).”

16 The 11 followers went to Galilee. They went to the mountain where Jesus told them to go. 17 On the mountain they saw Jesus and worshiped him. But some of them did not believe that it was really Jesus. 18 Then Jesus came to them and said, "All power in heaven and on earth is given to me. 19 So go and make followers of all people in the world. Baptize them in the name of the Father and the Son and the Holy Spirit. 20 Teach them to obey everything that I have told you. You can be sure that I will be with you always. I will continue with you until the end of the world."

4 He told them not to leave Jerusalem. He said, "The Father has made you a promise which I told you about before. Wait here to receive this promise. 5 John baptized people with water, but in a few days you will be baptized with the Holy Spirit." 9 After he said this, as they were watching, he was lifted up. A cloud hid him from their sight.

Say, "Jesus had some pretty important things to tell His disciples before He went to heaven to be with His Father (God). In fact, we call Jesus' last words on earth His 'Great Commission' (or Great Command). In Jesus' last words, He also mentioned a special promise."

Ask, "What promise was God going to send to His people? God promised us that He would send us His Holy Spirit who is always with us. Jesus was leaving the disciples, but He was not leaving them alone. Remember, **Jesus loves to be with us**. The Holy Spirit is one of God's greatest promises who will be with us forever (John 14:16). He lives inside of the people who love Jesus. The Holy Spirit loves to be with us just like **Jesus loves to be with us**."

TRANSITION: Say, "Wow! **Jesus loves to be with us**, doesn't He?"

DISCUSS — 10 MINUTES

"Let's answer some questions."

1. Who loves to be with us?

Response: **Jesus loves to be with us.**

2. Where did Jesus go when He left His disciples?

Response: Jesus went up to heaven to be with His Father.

3. How does Jesus stay with us even though He is in heaven?

Response: Now that He is in heaven, Jesus is with us through the Holy Spirit.

4. How long does the Holy Spirit stay with us?

Response: He stays with us forever!

5. Why do you think it so special that Jesus sent the Holy Spirit to be with us forever?

Response: Answers will vary.

6. Why is the Holy Spirit the best gift we could ever receive?

Response: Answers will vary.

7. What do we learn about Jesus in this story?

Response: **Jesus loves to be with us**, Jesus is all-knowing, Jesus will never leave us, Jesus is leaving so the Holy Spirit can come, etc.

TRANSITION: Say, “**Jesus loves to be with us.** He is the God that will never leave us. I know I feel better knowing God will never leave me. What an amazing God we have!”

RESPOND — 15 MINUTES

MATERIALS: | *Ascension of Jesus* Page (1 per child printed on cardstock) | *Jesus and The Promise* Cutouts (1 half page per child) | Scissors | Hole Punch | String or Yarn (10-12” per child) | Tape | Markers or Crayons |

Say, “Let’s create a craft that shows Jesus telling His disciples about the promise of the Holy Spirit and then going to heaven! Remember, Jesus left but did not leave us alone because **Jesus loves to be with us.** The Holy Spirit was coming soon!”

INSTRUCTIONS:

1. Give each child an *Ascension of Jesus* page and a *Jesus and The Promise* cutout.
2. The children will color both the *Ascension of Jesus* page and a *Jesus and The Promise* pictures.
3. Using scissors, the kids will cut out the image of *Jesus* and *The Promise* speech bubble. Tape the speech bubble down on the right side of the *Ascension of Jesus* page.
4. Next, help the children punch a hole on the black dot at the top of the page.
5. Then, tape one end of the string to the back of the *Jesus* image and thread the opposite end of the string through the punched hole so *Jesus* is hanging on the front of the *Ascension of Jesus* page while the other end of the string is laying loose on the back of the page.
6. Flip the *Ascension of Jesus* page over to the back and tie a knot (or place a piece of tape) on the end of the string. (This is to prevent the string from sliding out of the punched hole.)
7. Once all of the crafts have been finished, have the kids pull the string down from the back side of the *Ascension of Jesus* page and the *Jesus* image should lift up into the clouds like He is leaving to be with God in heaven. Read the speech bubble promise to the class, and let them practice retelling the story.

TRANSITION: Say, “Great job everyone! I love the activities you each made—what a great reminder that **Jesus loves to be with us.** Even as He was leaving, He promised God would send someone else to be with them forever.”

MEMORIZE — 5 MINUTES

Say, “This is the last day we get to practice this month’s verse! Let’s do it together.”

“**God has said** (point to heaven), **‘I will never leave you** (hold your arms in a crossing motion); **I will never abandon you** (push your hands away from you).” **Hebrews 13:5 (NIV)** (hold your hands like a book)

CHALLENGE: *Memory Verse Basketball* is a fun game you can use any week to help kids learn the memory verse. First, print out two copies of the month’s verse and cut it up so there is one word on each piece of paper. Then, set up a hoop or bin (even a trash can works). Next, divide the group into two teams. Have the teams take turns having one team member at a time shoot the ball into the hoop. When a goal is made, that team will be rewarded with a word. The first team to get all the words from their memory verse and arrange it in the correct order wins. Each player gets a shot. If they miss, it goes to the next player.

REFLECT — 5 MINUTES

Say, “Do not forget to tell your parents that Jesus loves to be with you. Jesus showed His disciples over and over again that He wanted to be with them. He visited them in a house, on the sea shore, and on a mountain before going to be with God in heaven. Now, we can know for sure that **Jesus loves to be with us.**” Pray as a class to conclude your lesson.

SAMPLE PRAYER: *“Jesus, thank You for appearing to Your disciples and giving us Yourself. We are so grateful that You went to heaven so we can have a relationship with You through Your Holy Spirit! We love You! In Jesus’ name, Amen.”*


RELEASE —

If there is extra time before parents arrive, children can play *Follow the Leader* again, review that **Jesus loves to be with us**, or play *Memory Verse Basketball* (from the MEMORIZE section).

JESUS AND THE PROMISE




The Father has made you a promise... in a few days you will be baptized with the Holy Spirit.





The Father has made you a promise... in a few days you will be baptized with the Holy Spirit.

JESUS AND THE PROMISE



ASCENSION OF JESUS





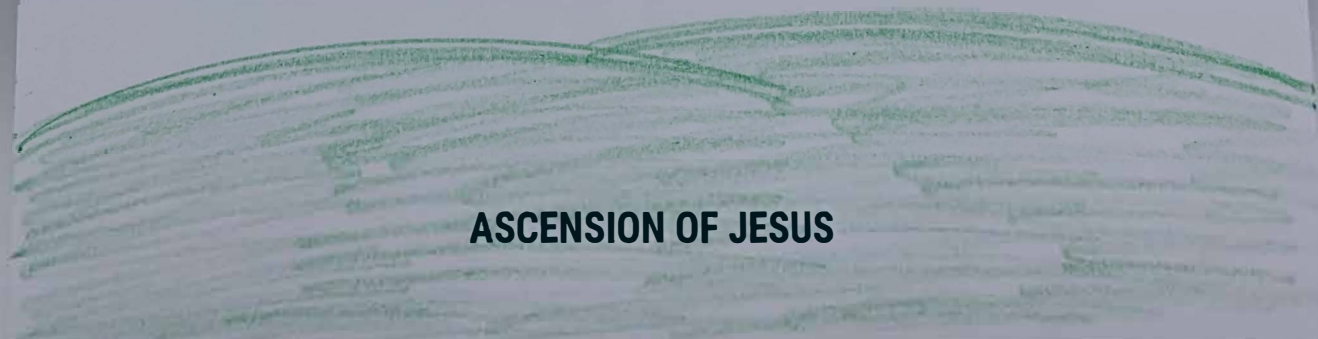
The Father has made
you a promise... in a few
days you will be baptized
with the Holy Spirit.



ASCENSION O



*The Father has made
you a promise... in a few
days you will be baptized
with the Holy Spirit.*



ASCENSION OF JESUS

PENTECOST

BIBLE PASSAGE

Acts 2:1-6, 12, 14, 16-18, 39 (ICB)

BIG IDEA

Jesus loves to be with us.

FOCUS VERSE

“God has said, ‘I will never leave you; I will never abandon you.’” Hebrews 13:5 (NIV)

LESSON MATERIALS

| Puzzle Piece | *Holy Spirit in Me* Page | Pencils | Markers or Crayons |

GREET — 15 MINUTES

Connection questions to ask as the children arrive:

- Who is your favorite person to be with?
- What do you do with your family for fun?

WORSHIP — 10 MINUTES

Today is Pentecost Sunday! Take this opportunity to ask the Holy Spirit to make Himself real to the children. One way to prepare the kids' minds and hearts for this day is to play worship songs that talk about the Holy Spirit. Here are some options:

- “Holy Spirit” by Worship Together Kids
- “Freedom” by Bethel Music Kids
- “Spirit Fall” by Chris Tomlin
- “Open Heaven” by Hillsong Worship
- “Doxology” by Getty Kids Hymnal

PRAY — 5 MINUTES

Gather the children for prayer.



STRUCTURE IS KEY FOR TEACHING LESSONS. CHOOSE A PLACE TO PRAY THIS WEEK AND CONTINUE TO PRAY THERE EVERY WEEK TO DEVELOP A PREDICTABLE STRUCTURE.

SAMPLE PRAYER: “Jesus, thank You for always listening to us when we talk to You. Help us learn something new about You and the Holy Spirit today. In Jesus’ name, Amen.”

REVIEW — 5 MINUTES

MATERIALS: | Puzzle Piece |

BACKGROUND: Say, “For the past few months, we have focused on the life and ministry of Jesus. Even this month we have discussed Jesus’ appearances after He had risen from the grave in the unit *The Big 5-0*. However, our lesson today is going to be a little different. As we learned last week, Jesus is now in heaven, but He did not leave us alone. He is about to send His special promise. Before we go any further, who can tell me what they know about the Holy Spirit--God’s special promise (sometimes called the Holy Ghost)? Great answers! Well, we are going to learn how **Jesus loves to be with us** through His Holy Spirit!”

TRANSITION: Say, “First, let’s play a game to prepare for our story!”

ENGAGE — 10 MINUTES

Say, “Let’s play a new game we are going to call *Stuck to You*. For the whole game, you will try to ‘stick’ to someone else in the room. Hopefully the clues I give will help you ‘stick’ to a partner. Are you ready to play?”

GAME GOAL: To “stick” (or lock arms) to one other person who has the same trait as you.

HOW TO PLAY:

1. Tell everyone to stand up and spread out an arms distance away from everyone else in the room.
2. The teacher will call out random traits that describe the kids in your class. For example, “everyone with brown hair,” “everyone with tennis shoes on,” “everyone with blue eyes,” “everyone with long sleeves,” “everyone who is a girl,” “everyone with short hair,” “everyone wearing the color yellow,” etc.
3. After a trait is called out, everyone who has that trait must quickly look for a partner to “stick” to (or lock arms with) who also has that same trait. Everyone who does not have that trait is out for that round and must sit down where they are at.
4. If there is one person left who cannot find a partner to lock with, they are “out.”
5. Continue playing the game until only one person is left or until time allows.

TRANSITION: Say, “Great job, everyone! Did anyone get ‘stuck to you’? Me too! In today’s story, we will hear about someone who sticks to us forever! Let’s find out who that is.”

LEARN — 15 MINUTES



BEFORE BEGINNING, MAKE SURE YOUR KIDS KNOW THAT WE ONLY WORSHIP ONE GOD (DEUTERONOMY 6:4)--GOD, THE FATHER; GOD, THE SON; GOD, THE HOLY SPIRIT.

Say, "Today's story happens ten days after Jesus ascended, or went up, to heaven. Jesus told His disciples that He was going to heaven to be with God, the Father, BUT that He would send someone else to them—the promised One. Who did God send us? We were promised that the Holy Spirit would be sent to us. Let's read in the Bible to see how Jesus is with us through the Holy Spirit." Read Acts 2:1-6, 12, 14, 16-18, 39 (ICB).

¹ When the day of Pentecost came, they were all together in one place. ² Suddenly a noise came from heaven. It sounded like a strong wind blowing. This noise filled the whole house where they were sitting. ³ They saw something that looked like flames of fire. The flames were separated and stood over each person there. ⁴ They were all filled with the Holy Spirit... ⁵ There were some religious Jews staying in Jerusalem who were from every country in the world. ⁶ When they heard this noise, a crowd came together. ¹² They were all amazed and confused. They asked each other, "What does this mean?" ¹⁴ But Peter stood up with the 11 apostles. In a loud voice he spoke to the crowd: "...all of you who are in Jerusalem, listen to me. Pay attention to what I have to say. ¹⁶ Joel the prophet wrote about what is happening here today: ¹⁷ 'God says:

In the last days I will give my [Holy] Spirit freely to all kinds of people. Your sons and daughters will prophesy. Your old men will dream dreams. Your young men will see visions. ¹⁸ At that time I will give my [Holy] Spirit even to my servants, both men and women. And they will prophesy.

³⁹ This promise is for you. It is also for your children and for all who are far away. It is for everyone the Lord our God calls to himself."

Say, "What a fantastic story! Did you know that today is a very special day for Jesus' Church? Today is Pentecost!"

Ask, "Do you know what Pentecost is? On this day, we celebrate that God (the Father and the Son) sent the Holy Spirit to Jesus' disciples. The Holy Spirit came to live in them and be with them forever. But the Holy Spirit did not just come to help Jesus' first disciples; He has come to help all believers, even you and me! Now, we can be sure that **Jesus loves to be with us** because He sent the Holy Spirit to be with us forever."



IT IS IMPORTANT TO EMPHASIZE THAT WHEN A PERSON BELIEVES IN JESUS, REPENTS OF THEIR SINS, AND ASKS JESUS TO BE THEIR LORD, THE HOLY SPIRIT IMMEDIATELY BECOMES A PART OF THEIR LIFE (EPH. 1:13-14).

TRANSITION: Say, "Anyone who believes in Jesus and accepts Him as their Lord and Savior has the Holy Spirit inside of them. Aren't you grateful that **Jesus loves to be with us**? What great news!"

DISCUSS — 10 MINUTES

Say, "Alright, let's talk some more about the good news in this story."

1. Who loves to be with us?

Response: **Jesus loves to be with us.**

2. Jesus went up to heaven to be with God, the Father. Who did He send to be with us forever?

Response: Jesus sent us the Holy Spirit to be with us forever.

3. Who is the Holy Spirit for?

Response: The Holy Spirit is for all believers: adults and children, men and women, boys and girls.

4. Why do you think God sent us His Holy Spirit?

Response: Jesus knew we needed a helper to follow Him and be with Him forever. The Holy Spirit helps us become more like Jesus and conquer sin. God also wanted to give us the power to share the Good News of Jesus and to do signs, wonders, and miracles so everyone would know how much He loves us.

5. Are there any questions you have about this story or the Holy Spirit?

Response: Answers will vary.

6. What do we learn about Jesus from this story?

Response: **Jesus loves to be with us**, Jesus sent the Holy Spirit to be with us forever, Jesus is one with God and the Holy Spirit, etc.

TRANSITION: Say, "WOW! There was a lot of great information we learned today. Let's do an activity to remember that **Jesus loves to be with us** through the Holy Spirit."

RESPOND — 15 MINUTES

MATERIALS: | *Holy Spirit in Me* Page (1 per child) | Pencils (1 per child) | Markers or Crayons |

Say, "Today, we will be making a picture of ourselves with the Holy Spirit living inside of us. Jesus sent us the Holy Spirit because **Jesus loves to be with us**."

INSTRUCTIONS:

1. First, draw a picture of yourself inside the person outline with a pencil.
2. Next, the kids can color in the *Holy Spirit in Me* page.

TRANSITION: Say, "What a great reminder of God's promise to us on Pentecost!"

MEMORIZE — 5 MINUTES

Say, "Aren't you grateful Jesus sent the Holy Spirit to be with us after He left? Jesus does not ever leave us alone because **Jesus loves to be with us**! Today's memory verse is about God always being with us. In fact, this verse is a promise! Let's practice it together."

"God has said (point to heaven), 'I will never leave you (hold your arms in a crossing motion); I will never abandon you (push your hands away from you).'" Hebrews 13:5 (NIV) (hold your hands like a book)

CHALLENGE: Asking questions about the memory verse can help your kids process the meaning of the verse instead of just learning the words. Start by asking, "What do you think this verse means?"

REFLECT — 5 MINUTES


Say, "Who has learned something new today? Do you want to hear some good news about our story? The Holy Spirit did not JUST come to the disciples. He came for us too because **Jesus loves to be with us**. He never wants us to be alone. And the Holy Spirit at Pentecost is the same today as He was then!"

SAMPLE PRAYER: *"Jesus, You are so powerful and caring! Thank You for sending Your Spirit to be with us forever. Thank You for giving us Yourself in this amazing way. We never have to be alone anymore. Thank You, Jesus! Amen."*

RELEASE —

If you have any time remaining, you could practice the memory verse again or even act out the story as a group.

THE HOLY SPIRIT IN ME



JESUS LOVES TO BE WITH US

