



THE BIG 5-0

JESUS' RESURRECTION TO PENTECOST



ROOTED
IPHC KIDS' CURRICULUM
- EST. 2020 -

THE BIG 5-0

UNIT 5- THE BIG 5-0: JESUS' RESURRECTION TO PENTECOST

WRITER - TIFFANY CRISP
MANAGING EDITOR - KRISTI CAIN
EDITOR (PRE-K) - JENNIFER MCGHEE
DESIGNER - KATE KALVACH



THE BIG 5-0

MONTHLY PREPARATION GUIDE

UNIT 5-PRE-K

In *The Big 5-0* unit, we focus on the fifty days between Jesus' resurrection and Pentecost. Each week, the kids will be learning that Jesus loves to be with His people and loves to be with us! The verse the class will be memorizing is found in Hebrews 13:5—"God has said, 'I will never leave you; I will never abandon you.'" Be sure to emphasize that Jesus is a God who desires to be close to us. Join in with the children as they discover how much Jesus loves to be with them!

WEEK 1

LESSON MATERIALS: Puzzle Piece (1 per class), *Picture Charade Cards* (1 cut out set per class), *Jesus Appears to His Disciples* Page (1 per child), Crayons

WEEK 2

LESSON MATERIALS: Puzzle Piece (1 per class), *Go Fish Cards* (1 deck per pair), *Jesus on Shore* Page (1 per child), Crayons

WEEK 3

LESSON MATERIALS: Puzzle Piece (1 per class), *Jesus is Lifted Up* Page (1 per child), Cotton Balls and Glue (Optional- 8 cotton balls be child), Crayons

WEEK 4

LESSON MATERIALS: Puzzle Piece (1 per class), *Holy Spirit in Me* Page (1 per child), Pencils (1 per child), Crayons

JESUS APPEARS TO HIS DISCIPLES

BIBLE PASSAGE

John 20:19; Luke 24:37-41 (ICB)

BIG IDEA

Jesus loves to be with us.

FOCUS VERSE

“God has said, ‘I will never leave you; I will never abandon you.’” Hebrews 13:5 (NIV)

LESSON MATERIALS

| Puzzle Piece | *Picture Charade Cards* | *Jesus Appears to His Disciples Page* | Crayons |

GREET — 15 MINUTES

Connection questions to ask as the children arrive:

- What is your favorite color?
- What is your favorite game?

WORSHIP — 10 MINUTES

Many kids will go through their entire lives without knowing why we worship unless we teach them. Do not leave your students to figure it out on their own. Say, “Did you know the Bible says we have been created to worship God? Isaiah 43:21 says that God made us to praise Him!” Provide some examples to help the children understand what worship is: We worship God when we sing to Him and raise our hands to Him. We also worship Him when we obey Him and love others.

PRAY — 5 MINUTES

Gather the children for prayer. Choose someone to pray for the day.



ENCOURAGE DIFFERENT CHILDREN TO PRAY AT THE START OF EACH CLASS. REMIND THE KIDS THAT GOD LOVES HEARING FROM EACH OF THEM.

SAMPLE PRAYER: “Jesus, thank You for being with us every single day—even when we do not think about it. Thank You for everyone You have brought here to learn. Help us know You a little better by the end of this class. We love You. In Jesus’ name, Amen.”

REVIEW — 5 MINUTES

MATERIALS: | Puzzle Piece |

BACKGROUND: Say, “I cannot believe how much we have learned about Jesus already! Do you remember last month when we learned that Jesus had risen from the grave? Well, this month, we have a new unit about Jesus. This one is called *The Big 5-0!* We call this month *The Big 5-0* because we will be learning about the 50 days after Jesus has risen from the dead (until Pentecost). The stories we are going to learn show us how much **Jesus loves to be with us**. Can everyone say that with me? Let’s put up our first puzzle piece on the wall.”

TRANSITION: Say, “Who wants to play a game before reading our first story this month?”

ENGAGE — 10 MINUTES

MATERIALS: | *Picture Charade Cards* (1 set per class) |

Say, “We have a super exciting game to play today! We are going to play *Charades!* Has anyone ever played this game before? Great! Everyone, get up and move your bodies before we start!”

GAME GOAL: To get the class to guess what charade you are acting out without making any noises.

HOW TO PLAY:

1. Choose one person at a time to act out the *Picture Charade Card*.
2. The class will try to guess what the person is acting out. (The class will work as a team to guess the charades.)
3. Once the class guesses correctly, choose another volunteer to act out the next *Picture Charade Card*.
4. Remind everyone that there are no winners and losers in this game. Instead, everyone will work as a team.

TRANSITION: Say, “Great job guessing all of those actions! Now, let’s see what all of these charades have to do with our story.”

LEARN — 10 MINUTES

Say, “The story we will be reading is about Jesus visiting His followers. Remember when we learned that Jesus died but then came back to life? Well, in today’s story, Jesus’ followers have heard that Jesus is alive, but they had not seen Him yet. The great thing about this story is that Jesus is going to show His followers that He loves to be with them. Who is ready to hear it?” Read John 20:19 and Luke 24:37-42 (ICB).



USE THE *PICTURE CHARADE CARDS* TO REFER TO WHILE READING THE STORY. YOU COULD EVEN PAUSE AT ACTION WORDS AND HAVE THE CLASS ACT IT OUT WHILE TELLING THE STORY.

TELL THE STORY IN YOUR OWN WORDS OR USE THE PASSAGE BELOW.

19 It was the first day of the week. That evening Jesus' followers were together. The doors were locked, because they were afraid of the Jews. Then Jesus came and stood among them. He said, "Peace be with you!" 37 They were fearful and terrified. They thought they were seeing a ghost. 38 But Jesus said, "Why are you troubled? Why do you doubt what you see? 39 Look at my hands and my feet. It is I myself! Touch me. You can see that I have a living body; a ghost does not have a body like this." 40 After Jesus said this, he showed them his hands and feet. 41 The followers were amazed and very happy. They still could not believe it.

Say, "What a great story! Jesus must have surprised His followers by coming to be with them."

Ask, "When does Jesus come to visit His disciples? When Jesus' disciples were in a room, Jesus showed up! He visited them because Jesus loves to be with His people, and **Jesus loves to be with us** too. Did you know that Jesus loves you so much that He chooses to come and be with you? Jesus is such a good God!"

TRANSITION: Say, "Remember, **Jesus loves to be with us!**"

DISCUSS — 10 MINUTES

Say, "Alright, let's talk about the Bible story."

1. Who loves to be with us?

Response: **Jesus loves to be with us.**

2. Where does Jesus visit His followers?

Response: Jesus comes to His followers in a locked room.

3. Why did they think Jesus was a ghost?

Response: They didn't believe Jesus was alive, so when they saw Him, they were surprised. Jesus seemed like a ghost because He suddenly appeared in the room without using the door.

4. Why do you think Jesus told His followers to touch Him?

Response: Jesus was proving He was really there with them and that He was not a ghost. He wanted them to feel the nail holes in His hands and His feet, so they would know He was the same Jesus, but that He had risen from the dead.

5. Why do you think Jesus came back to see His followers?

Response: He loves them and wants to be with them.

6. Why do you think this story is important to us?

Response: Answers will vary.

7. What do we learn about Jesus in this story?

Response: **Jesus loves to be with us**, Jesus wants a relationship with us, Jesus brings peace, Jesus is powerful, Jesus loves His friends, etc.

TRANSITION: Say, "Great job answering those questions! **Jesus loves to be with us**, doesn't He? Let's do an activity to help us remember our story."

RESPOND — 15 MINUTES

MATERIALS: | *Jesus Appears to His Disciples* Page (1 per child) | Crayons |

Say, “We get to make a craft about the story we learned today! Our activity is going to remind us that Jesus loved to be with His disciples so He showed up in the room with them!”

INSTRUCTIONS:

1. Give each child a *Jesus Appears to His Disciples* page and crayons.
2. While the kids are coloring, ask questions like, “Why do Jesus’ followers (or friends) look happy?” “Do you think Jesus’ followers were surprised?” “Why does Jesus visit His friends?” (These kinds of questions can help you know if your class understood the story.)

TRANSITION: Say, “Your crafts look awesome! Now, you can share this amazing story of Jesus appearing to His followers in a room. Remember, **Jesus loves to be with us.**”

MEMORIZE — 5 MINUTES

Say, “I have good news for you: We have a brand-new Bible verse, and I think you are going to like it. The verse is powerful because it reminds us that Jesus will never leave us just like from our story.” Read it one time through, do the actions, and then invite everyone to act it out with you.

“God has said (point to heaven), ‘I will never leave you (hold your arms in a crossing motion); I will never abandon you (push your hands away from you).’” Hebrews 13:5 (NIV) (hold your hands like a book)

CHALLENGE: Have the children say the verse at different speeds. You can even have a competition to see who can say it the slowest, the fastest, or with the best accent!

REFLECT — 5 MINUTES

Say, “Can you believe that we get to have a relationship with Jesus? He loves us so much! The most important thing to remember though is that **Jesus loves to be with us.** Would anyone like to pray for us before we leave?” Take some time to ask for prayer requests.



DURING THIS PART OF THE LESSON, ALWAYS ASK FOR PRAYER REQUESTS. WE WANT TO MAKE SURE WE ARE PRAYING FOR THE NEEDS OF OUR KIDS - NO MATTER HOW BIG OR HOW SMALL.

SAMPLE PRAYER: “Jesus, we love You! You are amazing, powerful, and loving. You deserve all of our praise and worship! Help us see how much You want to be with us every day. In Jesus’ name, Amen.”

RELEASE —











If there is extra time before parents arrive, play another game of *Charades* or complete unfinished crafts. You can also have the children retell the Bible story to a partner. Remember to pass out the Parent Guide.

PARENT GUIDE GOALS:


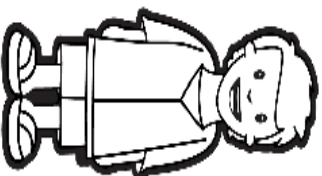



1. To provide engaging questions and activities for family discipleship.
2. To review what the children are learning each week.

PICTURE CHARADE CARDS

Directions: Cut the charade cards out. Fold the cards in half and place them in a small bin.

<p>SCARED/AFRAID</p> 	<p>HAPPY/JOYFUL</p> 
<p>LOCKING</p> 	<p>GHOST</p> 
<p>HAND</p> 	<p>SEEING/WATCHING</p> 
<p>FEET</p> 	<p>FISH</p> 
<p>EATING/FOOD</p> 	<p>DOOR/KNOCKING</p> 

JESUS APPEARS TO HIS DISCIPLES



John 20:19; Luke 24:37-41



MIRACULOUS CATCH OF FISH

BIBLE PASSAGE

John 21:1-8, 12 (ICB)

BIG IDEA

Jesus loves to be with us.

FOCUS VERSE

“God has said, ‘I will never leave you; I will never abandon you.’” Hebrews 13:5 (NIV)

LESSON MATERIALS

| Puzzle Piece | Go Fish Cards | *Jesus on Shore* Page | Crayons |

GREET — 15 MINUTES

Connection questions to ask as the children arrive:

- What is your favorite hobby?
- What is one new thing you learned this week?

WORSHIP — 10 MINUTES

Worship for as long as the children will stay engaged. Sing their favorite songs and allow them to make requests if possible. The most important thing is to enjoy the presence of the Lord together.



YOU MAY HAVE CHILDREN WHO DO NOT PARTICIPATE IN WORSHIP. DO NOT GET IMPATIENT OR FRUSTRATED WITH THEM. THEY MAY BE WORSHIPPING SILENTLY. HOWEVER, FOR THOSE WHO NEED ENCOURAGEMENT TO PARTICIPATE, ASK WHAT KIND OF MUSIC THEY LIKE. IF IT IS SLOWER MUSIC, TRY A SLOWER WORSHIP SONG. IF IT IS UPBEAT MUSIC, TRY A FASTER WORSHIP SONG. WE CAN WORSHIP TO ALL DIFFERENT STYLES OF CHRISTIAN MUSIC!

PRAY — 5 MINUTES

Gather the children for prayer. Ask for a volunteer to pray for the class.

SAMPLE PRAYER: “God, You are amazing! Each week, we cannot wait to be here and learn more about who You are. Teach us to believe in You and what You say. In Jesus’ name, Amen.”

REVIEW — 5 MINUTES

MATERIALS: | Puzzle Piece |

BACKGROUND: Say, “Today, we are continuing in our unit, *The Big 5-0*. Remember, *The Big 5-0* is the 50 days after Jesus rose from the grave. Can anyone tell me what story we read last week? I will give you a hint: It showed that Jesus loved to be with His followers. Last week, we learned that Jesus appeared to His followers in a room with a locked door. It is true, **Jesus loves to be with us!** Let’s hear another surprising story of when Jesus came to be with His followers. Can I have a volunteer to put up our new puzzle piece?”

TRANSITION: Say, “Let’s play a game to get our minds ready for today’s story!”

ENGAGE – 10 MINUTES

MATERIALS: | Go Fish Cards (1 deck per group) |

Say, “Our game is one some of you already know how to play! Who knows how to play *Go Fish*? Wow! Great! Are we ready?”

GAME GOAL: The player with the most pairs wins.

HOW TO PLAY:



MODEL HOW TO PLAY *GO FISH* WITH A STUDENT VOLUNTEER BEFORE THE GROUPS BEGIN THEIR GAMES.

1. Recite the “Game Goal” from above and break everyone up into teams of two to three children. (If the kids know how to play, they can set up their own games and begin playing. For those kids who do not know how to play, follow the instructions below.)
2. For each group, deal each player seven cards. The rest of the deck is then placed face down in the middle of the players. This is called the “pool.”
3. Each player gets a turn in clockwise order. During a turn, one player asks another player if they have a particular card.
 - For example, Bob may ask Katie if she has any nines. If Katie has any nines, she must give all of her nines to Bob. If Katie does not have any nines, she says, “go fish.”
4. When you “go fish,” you take any card from the “pool” of cards in the middle.
5. If the player gets the card they asked for, either from the “pool” or from Katie, they get another turn, and they put the matching cards face up in front of them. (That is one point.)
6. The game is over when one player runs out of cards and there are no more cards in the “pool.”
7. The winner is the one who has the most pairs of matched cards.
8. Allow the children to play as time permits.

TRANSITION: Say, “Great job playing *Go Fish*! Our story has fish in it too! Let’s see what fish have to do with Jesus being with His followers.”

LEARN – 15 MINUTES

Say, “Remember from our other stories: Jesus rose from the dead and is making appearances to different people to prove He is alive. Our story will show that Jesus loves to be with His followers just like **Jesus loves to be with us**. Let’s see who Jesus visits and what it has to do with *Go Fish*.” Read John 21:1-8, 12 (ICB).



TO INCREASE ENGAGEMENT, SAY TO THE KIDS, “EVERY TIME YOU HEAR THE WORD ‘FISH’ IN OUR STORY, RAISE YOUR HAND QUICKLY AND THEN LOWER IT AGAIN. LET’S SEE HOW MANY YOU CAN FIND!”

TELL THE STORY IN YOUR OWN WORDS OR USE THE PASSAGE BELOW.

¹ Later, Jesus showed himself to his followers by Lake Galilee. This is how it happened: ² Some of the followers [of Jesus] were together. ³ Simon Peter said, “I am going out to fish.” The other followers said, “We will go with you.” So they went out and got into the boat. They fished that night but caught nothing. ⁴ Early the next morning Jesus stood on the shore. But the followers did not know that it was Jesus. ⁵ Then he said to them, “Friends, have you caught any fish?” They answered, “No.” ⁶ He said, “Throw your net into the water on the right side of the boat, and you will find some.” So they did this. They caught so many fish that they could not pull the net back into the boat. ⁷ The follower whom Jesus loved said to Peter, “It is the Lord!” When Peter heard him say this, he wrapped his coat around himself. (Peter had taken his clothes off.) Then he jumped into the water. ⁸ The other followers went to shore in the boat, dragging the net full of fish. They were not very far from shore... ¹² None of the followers dared ask him, “Who are you?” They knew it was the Lord.

Say, “What a great story! Jesus showed His followers something SO important about Himself: Jesus loves to be with them!”

Ask, “How do we know that Jesus loves to be with His followers? Jesus did not have to appear to His followers, but He did because Jesus loved to be with them just like **Jesus loves to be with us**! And as a bonus, He even helped His friends miraculously catch fish. It is true that **Jesus loves to be with us**.”

TRANSITION: Say, “Can you believe how amazing it is that **Jesus loves to be with us**?”

DISCUSS – 10 MINUTES

Discuss the story with your group.



FEEL FREE TO ASK YOUR OWN QUESTIONS, AND ENCOURAGE THE CHILDREN TO ASK QUESTIONS TOO. THIS WILL DEEPEN YOUR DISCUSSION TIME AND MAKE IT MORE PERSONAL.

1. Who loves to be with us?

Response: **Jesus loves to be with us.**

2. Where did Jesus come and appear to His friends?

Response: Jesus appeared to them on the sea shore.

3. How did Peter know it was Jesus on the shore?

Response: This was a miraculous event that only Jesus could have done. Peter had seen Jesus do similar unbelievable miracles.

4. How can we know that Jesus loves His followers?

Response: Jesus did not have to appear to His followers, but He kept visiting them. Jesus loved being with His friends and He loves to be with us.

5. How do you think you would have acted if you had been in that boat and saw Jesus on shore?

Response: Answers will vary.

6. What do we learn about Jesus in this story?

Response: **Jesus loves to be with us**, Jesus cares about us, Jesus surprises us, Jesus will never leave us, etc.

TRANSITION: Say, “**Jesus loves to be with us**. Great job listening to the story and answering questions.”

RESPOND — 15 MINUTES

MATERIALS: | *Jesus on Shore* Page (1 per child) | Crayons |

Say, “The activity we are doing now will help you remember our story. Sometimes, we can forget what we learn and that is why we do a craft with every story: It is to help you remember that Jesus loved to be with His followers just like **Jesus loves to be with us**. Let’s start!”

INSTRUCTIONS:

1. Give each person a *Jesus on the Shore* page and crayons.
2. While the kids are coloring, ask them to retell the story to a person who is sitting next to them.

TRANSITION: Say, “Remember, **Jesus loves to be with us!** If Jesus showed Himself to His friends, He will show Himself to us too because **Jesus loves to be with us.**”

MEMORIZE — 5 MINUTES

Say, “Let’s practice the verse of the month together. Remember, the verse is a reminder that **Jesus loves to be with us**, and He will never leave us. Jesus will even go to where we are to be sure we know that He is with us.” Try having a few children model the verse with actions by memory.

“God has said (point to heaven), ‘I will never leave you (hold your arms in a crossing motion); I will never abandon you (push your hands away from you).’” Hebrews 13:5 (NIV) (hold your hands like a book)

CHALLENGE: One way to help children memorize the monthly verses, is to post them in the classroom for easy reference.

REFLECT — 5 MINUTES

Say, “**Jesus loves to be with us.** I am so grateful we serve a God who calls us His friends and wants to be close to us. Did you know that Jesus is still with us? Even though we cannot see Him, He is still there—always! Jesus is with us because the Holy Spirit is in us. Isn’t that great news!”





NEXT MONTH, WE WILL DEVOTE AN ENTIRE UNIT TO THE HOLY SPIRIT. HOWEVER, YOU CAN BEGIN PREPARING THE CHILDREN FOR THIS TEACHING BY MENTIONING THE HOLY SPIRIT NOW. SAY, “JESUS SENT THE HOLY SPIRIT TO BE WITH US AND HELP US. JOHN 14:16 SAYS THE HOLY SPIRIT IS IN YOU ‘TO HELP YOU AND BE WITH YOU FOREVER.’”

SAMPLE PRAYER: “*Lord, thank You for being with Your followers and being with us. Please help us love You a little more every day. In Jesus’ name, Amen.*”

RELEASE —

If there is extra time before parents arrive, children can replay *Go Fish*, review the story, or continue any unfinished crafts.

JESUS LOVES TO BE WITH US





JESUS' ASCENSION

BIBLE PASSAGE

Matthew 28:16-20; Acts 1:4-5, 9 (ICB)

BIG IDEA

Jesus loves to be with us.

FOCUS VERSE

“God has said, ‘I will never leave you; I will never abandon you.’” Hebrews 13:5 (NIV)

LESSON MATERIALS

| Puzzle Piece | *Jesus is Lifted Up* Page | Cotton Balls and Glue (Optional) | Crayons |

GREET — 15 MINUTES

Connection questions to ask as the children arrive:

- Do you know any good jokes?
- Who do you want to be like when you grow up?

WORSHIP — 10 MINUTES

Remind your children that Jesus does not prefer the worship of those who are great singers, dancers, or musicians. “The Lord looks at the heart” (1 Samuel 16:7). God wants our love. As long as we worship for Him, He will be pleased.

PRAY — 5 MINUTES

Gather everyone for prayer.



SET BEHAVIORAL EXPECTATIONS EARLY IN EACH CLASS PERIOD FOR A MORE SUCCESSFUL LESSON! HAVING THREE BASIC RULES WILL ENCOURAGE ORDER BUT KEEP THINGS FROM FEELING TOO MUCH LIKE SCHOOL. FOR EXAMPLE YOU COULD FOCUS ON RESPECT: 1) RESPECT EACH OTHER. 2) RESPECT EACH OTHER'S THINGS. 3) RESPECT OUR LEARNING TIME. CHECK OUT APPLESANDBANANASEDUCATION.COM FOR MORE IDEAS.

SAMPLE PRAYER: “Jesus, help us become more and more like You every day. Grow us into the people You want us to be. Thank You for everything You have done. In Jesus’ name, Amen.”

REVIEW — 5 MINUTES

MATERIALS: | Puzzle Piece |

BACKGROUND: Say, “Does anyone think they can tell the class what we have learned about this month? Right! Our stories this month are teaching us about the 50 days after Jesus was raised from the dead. Remember, we are talking about how **Jesus loves to be with us** in our unit called *The Big 5-0*. Now, show me you are ready to listen by sitting with your legs crossed, mouths off, and eyes on me. Who would like to hang up the next puzzle piece?”

TRANSITION: Say, “Let’s play a game to prepare for our story!”

ENGAGE – 10 MINUTES

Say, “Today’s game is called *Follow the Leader*. It is kind of like *Simon Says* without words. This game is going to get our minds thinking about the events in our story. Let’s play!”

GAME GOAL: To precisely follow all of the actions given by the leader.

HOW TO PLAY:



FOR THIS AGE GROUP, WE RECOMMEND THE TEACHER BE THE FIRST LEADER TO MODEL HOW TO PLAY THE GAME.

1. Choose one person to be the leader. Every other person will be a follower.
2. The leader must stand in front of the class and do an action.
 - Example actions: Raise your hand, jump three times, clap once, spin in a circle, touch the floor, etc.
3. Remind the followers to watch the leader closely.
4. Once the leader has done their action, the followers will try to copy what the leader modeled accurately.
5. Give each child about one minute to lead and then switch to a different leader.

TRANSITION: Say, “Great job playing *Follow the Leader*! Who do you think is the BEST leader we should follow? Right! It is Jesus! Let’s follow what Jesus says and does in our story today.”

LEARN – 15 MINUTES

Say, “The story we will be reading today is about Jesus’ very last day on Earth before going to heaven to be with God. It is going to seem like Jesus is leaving His friends forever, but we know that **Jesus loves to be with us** and will never leave us. Let’s listen to how Jesus will be with us even after leaving. Let’s read it!” Read Matthew 28:16-20 and Acts 1:4-5, 9 (ICB).

16 The 11 followers went to Galilee. They went to the mountain where Jesus told them to go. 17 On the mountain they saw Jesus and worshiped him. But some of them did not believe that it was really Jesus. 18 Then Jesus came to them and said, "All power in heaven and on earth is given to me. 19 So go and make followers of all people in the world. Baptize them in the name of the Father and the Son and the Holy Spirit. 20 Teach them to obey everything that I have told you. You can be sure that I will be with you always. I will continue with you until the end of the world."

4 He told them not to leave Jerusalem. He said, "The Father has made you a promise which I told you about before. Wait here to receive this promise. 5 John baptized people with water, but in a few days you will be baptized with the Holy Spirit." 9 After he said this, as they were watching, he was lifted up. A cloud hid him from their sight.

Say, "Jesus had some pretty important things to tell His followers before He went to heaven to be with His Father (God). We call Jesus' last words on earth His 'Great Commission' (or Great Command). In His Great Commission, Jesus mentioned a special promise."

Ask, "What promise was God going to send to His people? God promised us that He would send His Holy Spirit to be with us forever. Jesus was leaving the disciples, but He was not leaving them alone. Remember, **Jesus loves to be with us**. The Holy Spirit is one of God's greatest promises who will be with us forever (John 14:16). He lives inside of those who love Jesus. The Holy Spirit loves to be with us just like **Jesus loves to be with us**."



REMINDE THE CHILDREN THAT THE PROMISE OF THE HOLY SPIRIT IS FOR KIDS TOO! GOD GIVES HIS HOLY SPIRIT TO ANYONE WHO ACCEPTS JESUS AS THEIR LORD AND SAVIOR.

TRANSITION: Say, "Now, Jesus is up in heaven with God, but we know that God is sending someone to be with Jesus' followers every day--the Holy Spirit. He sends the Spirit because **Jesus loves to be with us** and never wants to leave us."

DISCUSS — 10 MINUTES

Say, "Alright, who thinks they can answer some questions about our story?"

1. Who loves to be with us?

Response: **Jesus loves to be with us**.

2. Jesus appeared to His followers in a locked room and on the seashore. Where did Jesus visit His followers this time?

Response: Jesus appeared to His friends on a mountain before going up to heaven.

3. How does Jesus stay with us even though He is in heaven?

Response: Now that Jesus is in heaven, Jesus stays with us through the Holy Spirit He will send.

4. How long does the Holy Spirit stay with us?

Response: He stays with us forever!

5. Why is the Holy Spirit the best gift we could ever receive?

Response: Answers will vary.

6. What do we learn about Jesus in this story?

Response: **Jesus loves to be with us**, Jesus will never leave us, Jesus is leaving so the Holy Spirit can come, etc.

TRANSITION: Say, "Always remember, **Jesus loves to be with us**. Now, let's do an activity together."

RESPOND — 15 MINUTES

MATERIALS: | *Jesus is Lifted Up* Page (1 per child) | Cotton Balls (8 per child--Optional) and Glue | Crayons |

Say, "Our craft we will be working on today will help us remember our story. In fact, it is all about Jesus coming to be with His friends."

INSTRUCTIONS:

1. Give each child a *Jesus is Lifted Up* page and crayons.
2. Optional: Give everyone eight cotton balls and tell the kids to glue them down to the cloud outlines. (Remind the kids that Jesus was leaving, but God promised to send someone else who would be with us forever and live inside of us.)



WHILE THE CHILDREN ARE COLORING, REINFORCE THE STORY, ASK QUESTIONS, AND REVIEW TO INCREASE COMPREHENSION.

TRANSITION: Say, "**Jesus loves to be with us!** I love the picture each of you made. What a great reminder of our story."

MEMORIZE — 5 MINUTES

Say, "It is time for this month's memory verse! Let's do it one more time together."

"God has said (point to heaven), 'I will never leave you (hold your arms in a crossing motion); I will never abandon you (push your hands away from you).'" Hebrews 13:5 (NIV) (hold your hands like a book)

CHALLENGE: Try practicing the memory verse in partners. They can work together to memorize the verse. Include yourself in the pairing. Some of the children will love working with you, while others could use the extra help and attention.



REFLECT — 5 MINUTES

Say, "**Jesus loves to be with us!** We learned so much about the times Jesus visited His followers. He comes to be with them because He loves them, and He loves us too. Do not forget to tell your parents/guardians about everything you learned today!" Ask for prayer requests.

SAMPLE PRAYER: *“Jesus, thank You for appearing to Your friends and being with us too. We are so thankful that You were lifted up to heaven so we can still be with You through the Holy Spirit! We love You. In Jesus’ name, Amen.”*

RELEASE —

The church only gets a limited amount of time to teach and disciple kids. Use every moment wisely. For example, if there is extra time before parents arrive, children can play the *Follow the Leader* again, review the story, or practice this month’s memory verse again.



JESUS IS LIFTED UP



JESUS' ASCENSION

WEEK 3

THE BIG
5-0

PENTECOST

BIBLE PASSAGE

Acts 2:1-6, 12, 14, 16-18, 39 (ICB)

BIG IDEA

Jesus loves to be with us.

FOCUS VERSE

“God has said, ‘I will never leave you; I will never abandon you.’” Hebrews 13:5 (NIV)

LESSON MATERIALS

| Puzzle Piece | *Holy Spirit in Me* Page | Pencils | Crayons |

GREET — 15 MINUTES

Connection questions to ask as the children arrive:

- Who is your favorite person to be with?
- What do you do with your family for fun?

WORSHIP — 10 MINUTES

Today is Pentecost Sunday! One way to prepare the kids' minds and hearts for this day is to play worship songs that talk about the Holy Spirit. Here are some options:

- “Holy Spirit” by Worship Together Kids
- “Freedom” by Bethel Music Kids
- “Spirit Fall” by Chris Tomlin
- “Open Heaven” by Hillsong Worship
- “Doxology” by Getty Kids Hymnal

PRAY — 5 MINUTES

Gather the children for prayer.



STRUCTURE IS KEY FOR TEACHING LESSONS. CHOOSE A PLACE TO PRAY THIS WEEK AND CONTINUE TO PRAY THERE EVERY WEEK TO DEVELOP A PREDICTABLE STRUCTURE.

SAMPLE PRAYER: “Jesus, thank You for always listening to us when we talk to You. Help us learn something new about You and the Holy Spirit today. In Jesus’ name, Amen.”

REVIEW – 5 MINUTES

MATERIALS: | Puzzle Piece |

BACKGROUND: Say, “This month we have learned all about Jesus’ appearances after He had risen from the grave in our unit, *The Big 5-0*. But our lesson today is going to be a little different. We learned last week that Jesus is now in heaven with God, but He promised to send a special promise to us. Well, today we are going to learn a little about how Jesus can be with us while still being in heaven!”

TRANSITION: Say, “But first, let’s play a game to prepare for our story!”

ENGAGE – 10 MINUTES

Say, “Let’s play a new game we are going to call *Stuck to You*. For the whole game, you will try to ‘stick’ to someone else in the room. We ‘stick’ to someone by standing right next to someone and locking your elbows together. Can you try it? Great! You are ready to play!”

GAME GOAL: To “stick” (or lock arms with) to one other person who has the same descriptor as you.

HOW TO PLAY:

1. Tell everyone to stand up and spread out an arms distance away from everyone else in the room.
2. The teacher will call out random descriptors that describe some of the kids in your class. For example, “everyone with brown hair,” “everyone with tennis shoes on,” “everyone with blue eyes,” “everyone with long sleeves,” “everyone who is a girl,” “everyone with short hair,” “everyone wearing the color yellow,” etc.
3. After a descriptor is called out, everyone who has that descriptor must quickly look for a partner to “stick” to (or lock arms with) who also has that same descriptor. Everyone who does not have that descriptor is out for that round and must sit down where they are at.
4. If there is one person left who cannot find a partner to lock with, they are “out.”
5. Continue playing the game until only one person is left or until time allows.

TRANSITION: Say, “Great job, everyone! Did anyone get ‘stuck to you’? That was so fun! In today’s story, we will hear about someone who sticks to us forever! Let’s find out who that is together.”

LEARN – 15 MINUTES



BEFORE BEGINNING, MAKE SURE YOUR KIDS KNOW THAT WE ONLY WORSHIP ONE GOD (DEUTERONOMY 6:4)-GOD, THE FATHER; GOD, THE SON; GOD, THE HOLY SPIRIT.

Say, “Today’s story happens ten days after Jesus went to heaven. Jesus told His followers that He was leaving, BUT that He would send someone else to them so they would never be alone. Does anyone know who God promised He would send? Yes, the Holy Spirit! Let’s read in the Bible to see how **Jesus loves to be with us** through the Holy Spirit.” Read Acts 2:1-6, 12, 14, 16-18, 39 (ICB).

¹ When the day of Pentecost came, they were all together in one place. ² Suddenly a noise came from heaven. It sounded like a strong wind blowing. This noise filled the whole house where they were sitting. ³ They saw something that looked like flames of fire. The flames were separated and stood over each person there. ⁴ They were all filled with the Holy Spirit... ⁵ There were some religious Jews staying in Jerusalem who were from every country in the world. ⁶ When they heard this noise, a crowd came together. ¹² They were all amazed and confused. They asked each other, "What does this mean?" ¹⁴ But Peter stood up with the 11 apostles. In a loud voice he spoke to the crowd: "...all of you who are in Jerusalem, listen to me. Pay attention to what I have to say. ¹⁶ Joel the prophet wrote about what is happening here today: ¹⁷ 'God says:

In the last days I will give my [Holy] Spirit freely to all kinds of people. Your sons and daughters will prophesy. Your old men will dream dreams. Your young men will see visions. ¹⁸ At that time I will give my [Holy] Spirit even to my servants, both men and women. And they will prophesy.

³⁹ This promise is for you. It is also for your children and for all who are far away. It is for everyone the Lord our God calls to himself."

Say, "What a fantastic story! Did you know that today is a very special day for Jesus' Church? Today, we celebrate what is called Pentecost!"

Ask, "Do you know what Pentecost is? On this day, we remember that God (the Father and the Son) sent the Holy Spirit to Jesus' followers. The Holy Spirit came down from heaven to live in them and be with them forever. But the Holy Spirit did not just come to help Jesus' first followers; He has come to help you and me too! We can be sure that **Jesus loves to be with us** because He sent the Holy Spirit to be with us forever."



IT IS IMPORTANT TO EMPHASIZE THAT WHEN A PERSON BELIEVES IN JESUS, ASKS FOR FORGIVENESS OF THEIR SINS, AND ASKS JESUS TO BE THEIR LORD, THE HOLY SPIRIT IMMEDIATELY COMES TO BE WITH THEM (EPH. 1:13-14).

TRANSITION: Say, "Aren't you grateful that **Jesus loves to be with us** so much that He sent us His Holy Spirit?"

DISCUSS — 10 MINUTES

Say, "Alright, let's talk some more about the good news in this story."

1. Who loves to be with us?

Response: **Jesus loves to be with us.**

2. Jesus went up to heaven to be with God, the Father. Who did He send to be with us forever?

Response: Jesus sent us the Holy Spirit to be with us forever.

3. Do we have the Holy Spirit living with us today?

Response: Yes! The Holy Spirit lives inside all believers.

4. Why do you think God sent us His Holy Spirit?

Response: Jesus knew we needed a helper to follow Him and be with Him forever. The Holy Spirit helps us become more like Jesus.

5. Are there any questions you have about this story or the Holy Spirit?

Response: Answers will vary.

6. What do we learn about Jesus from this story?

Response: **Jesus loves to be with us**, Jesus sent the Holy Spirit to be with us forever, Jesus is one with God and the Holy Spirit, etc.

TRANSITION: Say, "WOW! There was a lot of great information we learned today. Let's do an activity to remember that **Jesus loves to be with us** through the Holy Spirit."

RESPOND — 15 MINUTES

MATERIALS: | *Holy Spirit in Me* Page (1 per child) | Pencils (1 per child) | Crayons |

Say, "Today, we will be making a picture of ourselves with the Holy Spirit living inside of us. Jesus sent us the Holy Spirit because **Jesus loves to be with us.**"

INSTRUCTIONS:

1. First, draw a picture of yourself inside the person outline with a pencil.
2. Then, ask the kids why they think there is a fire inside of them. (Be sure the kids know that the fire is the Holy Spirit living inside of them. It is not real fire that burns us.)
3. Next, the kids can color in the *Holy Spirit in Me* page.

TRANSITION: Say, "What a great reminder of God's promise to us on Pentecost (the special day God sent the Holy Spirit)!"

MEMORIZE — 5 MINUTES

Say, "Aren't you grateful Jesus sent the Holy Spirit to be with us after He left? He must really love us. Jesus does not ever leave us alone because **Jesus loves to be with us!** Isn't that good news? Today's memory verse is about God always being with us. In fact, this verse is a promise that God will never leave us! Let's practice it together."

"God has said (point to heaven), 'I will never leave you (hold your arms in a crossing motion); I will never abandon you (push your hands away from you).'" Hebrews 13:5 (NIV) (hold your hands like a book)

CHALLENGE: Asking questions about the memory verse can help your kids process the meaning of the verse instead of just learning the words. Start by asking, "How does this verse make you feel?"

REFLECT — 5 MINUTES


Say, "Raise your hand if you have learned something new today. Me too! Do you want to hear some good news about our story? The Holy Spirit did not JUST come to Jesus' followers on Pentecost. He comes to us too because **Jesus loves to be with us**. He never wants us to be alone. The Holy Spirit at Pentecost with Jesus' followers is the same today as He was then! Let's take a couple of minutes to thank God for sending the Holy Spirit and ask God for even more of His Spirit."

SAMPLE PRAYER: *"Jesus, You are so powerful and loving! Thank You for sending Your Spirit to be with us forever. Thank You for giving us part of Yourself in this amazing way. We are so grateful that we never have to be alone because we have You. Thank You, Jesus! Amen."*

RELEASE —

If you have any time remaining, you could practice the memory verse again or even act out the story as a group.

THE HOLY SPIRIT IN ME



JESUS LOVES TO BE WITH US

