


FRUIT OF THE SPIRIT



FRUIT OF THE SPIRIT

MONTHLY PREPARATION GUIDE

BONUS LESSON

In the *Fruit of the Spirit* lesson, we focus on teaching kids the nine Fruit of the Spirit from Galatians 5. For this week only, we will be talking about how the Holy Spirit is the One who gives us the Fruit of the Spirit. The verse the class will be memorizing is found in Galatians 5:22-23—"But the Spirit is love, joy, peace, patience, kindness, goodness, faithfulness, gentleness, self-control." Join in with the children as they discover more about the Holy Spirit.

ELEMENTARY

LESSON MATERIALS: Large Poster Paper (1 per class), Poster Markers (1 pack per class), Wall Tape (1 roll per class), *Good Fruits* (1 set per class), *Bad Fruits* (1 set per child), *Fruit of the Spirit Tree Page* (1 per child), Pencils (1 per child), Markers or Crayons

PREPARATION: Draw a large tree (about 3-feet tall) using the poster paper and markers, and then tape it to the wall.

PRE-K

LESSON MATERIALS: Large Poster Paper (1 per class), Poster Markers (1 pack per class), Wall Tape (1 roll per class), *Good Fruits* (1 set per class), *Bad Fruits* (1 set per child), Masking Tape (1 roll per class), *Tree Page* (1 per child), *Fruit of the Spirit Images* (1 cut out set per child), Glue Sticks, Crayons

PREPARATION: Draw a large tree (about 3-feet tall) using the poster paper and markers, and then tape it to the wall. For each child in the class, cut out 1 set of the *Fruit of the Spirit* images.

FRUIT OF THE SPIRIT

BIBLE PASSAGE

Galatians 5:22-23, 25 (ICB)

BIG IDEA

The Holy Spirit gives us the Fruit of the Spirit.

FOCUS VERSE

“But the fruit of the Spirit is love, joy, peace, patience, kindness, goodness, faithfulness, gentleness, self-control.” Galatians 5:22-23a (NASB)

LESSON MATERIALS

| Poster Paper | Markers | Wall Tape | *Good Fruits* | *Bad Fruits* | *Fruit of the Spirit Tree* Page | Pencils | Markers or Crayons |

GREET — 15 MINUTES

Connection questions to ask as the children arrive:

- What is your favorite fruit?
- If you could ask God any question, what would it be?

WORSHIP — 10 MINUTES

Make time to worship with your class. Learning how to worship is a foundational spiritual practice that we can teach even our youngest kids.

PRAY — 5 MINUTES

When you begin with prayer, you give children a chance to see that you rely on God. Be bold! Let them hear you ask God for help with teaching (and anything else you want to share). They will remember your example when they need help!

SAMPLE PRAYER: “God, please be with us today. Give me the words I need to help Your kids learn about and love You. Let Your Holy Spirit speak through me. In Jesus’ name, Amen.”

REVIEW — 5 MINUTES

BACKGROUND: Say, “Today, we are taking a break from our normal lessons to learn about something extraordinary. We get to talk about what it looks like to become more like Jesus. The Bible explains that when God’s Holy Spirit, our Helper, lives in us, we become new people (2 Cor. 5:17) who want to love and obey Jesus. In this week’s lesson, we are going to discuss nine ways God’s Spirit makes us more like Jesus. Who wants to hear more? I do too!”



THERE IS NO PUZZLE PIECE THIS WEEK BECAUSE THIS IS A STAND-ALONE LESSON.

TRANSITION: Say, “Let’s play a game to get us ready for our teaching.”

ENGAGE — 15 MINUTES

MATERIALS: Poster Paper (1 large posters per class) | Markers (1 pack per class) | Wall Tape (1 roll per class) | *Good Fruits* (1 set per class [printed double-sided]) | *Bad Fruits* (1 set per class [printed double-sided]) |



BEFORE CLASS, CREATE A LARGE TREE (ABOUT THREE TO FOUR- FEET TALL) ON POSTER PAPER, AND HANG IT ON THE WALL. THEN, PLACE THE FRUIT (GOOD AND BAD) ON THE TREE, SO THAT THE FRONT SIDES FACE THE KIDS. (ALL OF THE FRUIT SHOULD LOOK THE SAME ON THE OUTSIDE.)

Say, “Today, we are going to play a game called *Good Fruit, Bad Fruit!* Sometimes fruit looks good from the outside, but you discover it is rotten on the inside when you open it. As a class, we will attempt to pluck off the bad fruit and leave the tree’s good fruit. Are you ready to play *Good Fruit, Bad Fruit?*”

GAME GOAL: To win the most points by removing the tree’s BAD fruit.

HOW TO PLAY:

1. Divide the class into two teams.
2. Instruct the teams to form two lines in front of the tree (on the wall).
3. Explain that some of the fruit on the tree is good fruit, but some of it is rotten. Therefore, the teams need to remove the bad fruit.
4. One at a time, a member from each team will come forward to choose a fruit.
5. When the fruit has been plucked, the student will look on the back of their piece of fruit to see if they chose a good one or a bad one.
6. If the fruit is bad, then that person’s team gets a point. However, if the child pulls off a good piece of fruit, they lose a point. Return any good fruit back to the tree.
7. Continue this process, alternating team members, until all eight of the bad fruit have been collected. The team with the most points at the end wins.
8. Play again as time and interest allow.

TRANSITION: Say, “Did you like playing *Good Fruit, Bad Fruit?* I did too! Did you notice how all of the fruit looked the same, but some pieces were rotten while others were good? Well, today, we will be talking about how good, spiritual fruit grows. Hmm, if you think ‘spiritual fruit’ sounds strange, you probably aren’t alone! Let’s see what the Bible has to say.”

LEARN — 15 MINUTES

MATERIALS: | *Good Fruits* (from ENGAGE section) | *Bad Fruits* (from ENGAGE section) |

Say, “Has anyone ever heard of the Fruit of the Spirit? When we talk about the Spirit, we are talking about the Holy Spirit. He lives inside Christians to help us be like Jesus! The Holy Spirit helps us make good choices. The good things the Holy Spirit helps us do are called ‘fruit.’ Let’s see what Fruit of Spirit (or good things) the Holy Spirit wants to ‘grow’ in us?” Read Galatians 5:22-23, 25 (ICB).

²² But the Spirit gives love, joy, peace, patience, kindness, goodness, faithfulness, ²³ gentleness, self-control. There is no law that says these things are wrong. ²⁵ We get our new life from the Spirit. So we should follow the Spirit.

Say, “Wow! I heard nine amazing things that the Holy Spirit gives us! (Reread verses 22 and 23.) Did you hear them too?”

Ask, “*What are the nine Fruit of the Spirit?* God’s Spirit is only good, and He helps us love God and others and be full of joy, peace, patience, kindness, goodness, faithfulness, gentleness, and self-control. (Take a moment to talk through each of the fruit to make sure the children understand the words.) The Spirit only does good things in us. This means that the Holy Spirit will NEVER help you do bad things like hate, lie, cheat, or even kill. **The Holy Spirit gives us the Fruit of the Spirit.** Did you know that Jesus showed perfect love, joy, peace, patience, kindness, goodness, faithfulness, gentleness, and self-control every day? This is because the Holy Spirit lived inside Jesus, and He sent the Holy Spirit to live inside of us and help us be like Him. Aren’t you grateful that **the Holy Spirit gives us the Fruit of the Spirit?** I am too!”

MODEL IT: On the back of the bad fruit (from the ENGAGE game—*Good Fruit, Bad Fruit*), write some of the bad things we have inside of us—hate, pride, anger, jealousy, greed, envy, dishonesty, doubt, rudeness, disobedience, fear, etc. (Let the kids help you come up with these things.) Then, on the back of the good fruits, write each of the Fruit of the Spirit.

Show the good fruit and the bad fruit and say, “If the Holy Spirit lives inside of us, He will slowly pluck off the bad things (or bad fruit). But unlike our game, the Holy Spirit will never pull off a good fruit by accident. **The Holy Spirit gives us the Fruit of the Spirit** and gets rid of the bad fruit in our hearts so that we become more like Jesus.”

TRANSITION: Say, “I do not know about you, but I want to be full of God’s Spirit. Remember, when we want to become more like Jesus, we can ask the Holy Spirit for help. **The Holy Spirit gives us the Fruit of the Spirit.**”

DISCUSS — 10 MINUTES

Say, “Let’s talk about our lesson to make sure we understand it.”

1. What does the Holy Spirit give us?

Response: **The Holy Spirit gives us the Fruit of the Spirit.**

2. What are the nine Fruits of the Spirit?

Response: Love, Joy, Peace, Patience, Kindness, Goodness, Faithfulness, Gentleness, Self-Control.

3. Tell me about a time this week when you needed God to help you have “good fruit.”

Response: Answers will vary. (Use the *Good Fruits* from ENGAGE to give your kids a visual of the Fruit of the Spirit. Encourage the kids to think of a time when they needed God’s help to be loving, kind, patient, etc.)

4. Why do we need the Holy Spirit inside of us?

Response: The Holy Spirit helps us become more like Jesus. Without God’s Spirit, we cannot grow His fruit: love, joy, peace, patience, kindness, goodness, faithfulness, gentleness, self-control.

5. What is the difference between good and bad spiritual fruit?

Response: Answers will vary. (Use the *Good Fruits* and *Bad Fruits* from the LEARN section to talk about the differences of the words on the good fruits vs. the bad fruits.)

6. What do we learn about the Holy Spirit in this teaching?

Response: **The Holy Spirit gives us the Fruit of the Spirit**, the Spirit will never help us do bad things, the Holy Spirit helps us be like Jesus, the Holy Spirit was sent to help us, etc.

TRANSITION: Say, “Remember, **the Holy Spirit gives us the Fruit of the Spirit** so we can be like Jesus. Let’s thank God for giving us His Holy Spirit.”

RESPOND — 15 MINUTES

MATERIALS: | *Fruit of the Spirit Tree* Page (1 per child) | Pencils (1 per child) | Markers or Crayons |

Say, “Today’s activity will help us remember that **the Holy Spirit gives us the Fruit of the Spirit**. God wants us to be people who are loving, joyful, peace-filled, patient, kind, good, faithful, gentle, and self-controlled. Thankfully, He promises to help us become all of those things!”

INSTRUCTIONS:

1. Give each child a *Fruit of the Spirit Tree* Page, a pencil, and markers or crayons.
2. Instruct the children to color the good fruit of the Spirit with bright colors. Then, they should color the bad fruit with dark colors (resembling rotten fruit).



REMIND THE CLASS THAT THE HOLY SPIRIT ONLY GIVES HIS FRUIT (GOOD FRUIT).

TRANSITION: Say, “Great job! Remember, **the Holy Spirit gives us the Fruit of the Spirit**.”

MEMORIZE — 5 MINUTES

Say, “The Fruit of the Spirit are God’s gifts to us, and when we see them growing in our lives, we should get excited! That means God is working in us! Let’s take the next few moments to memorize what those fruits are.”



LEADERS, YOU WILL NEED TO PRACTICE THE HAND MOTIONS BEFORE TEACHING THIS VERSE TO THE CHILDREN TO BECOME COMFORTABLE MODELING THE ACTIONS.

“But the fruit of the Spirit is love (*make a heart with your hands*), **joy** (*point to your smiling face*), **peace** (*bring hands palm to palm*), **patience** (*interlock your fingers*), **kindness** (*hug yourself*), **goodness** (*two thumbs up*), **faithfulness** (*hand over your heart*), **gentleness** (*rub one hand with the other*), **self-control** (*hold two fists up in a defensive stance*).” **Galatians 5:22-23a (NASB)** (*hold out hands like a book*)

CHALLENGE: Since this is the only week you will be memorizing the verse, and because there are so many “fruit” to learn, spend extra time in this portion of the lesson.

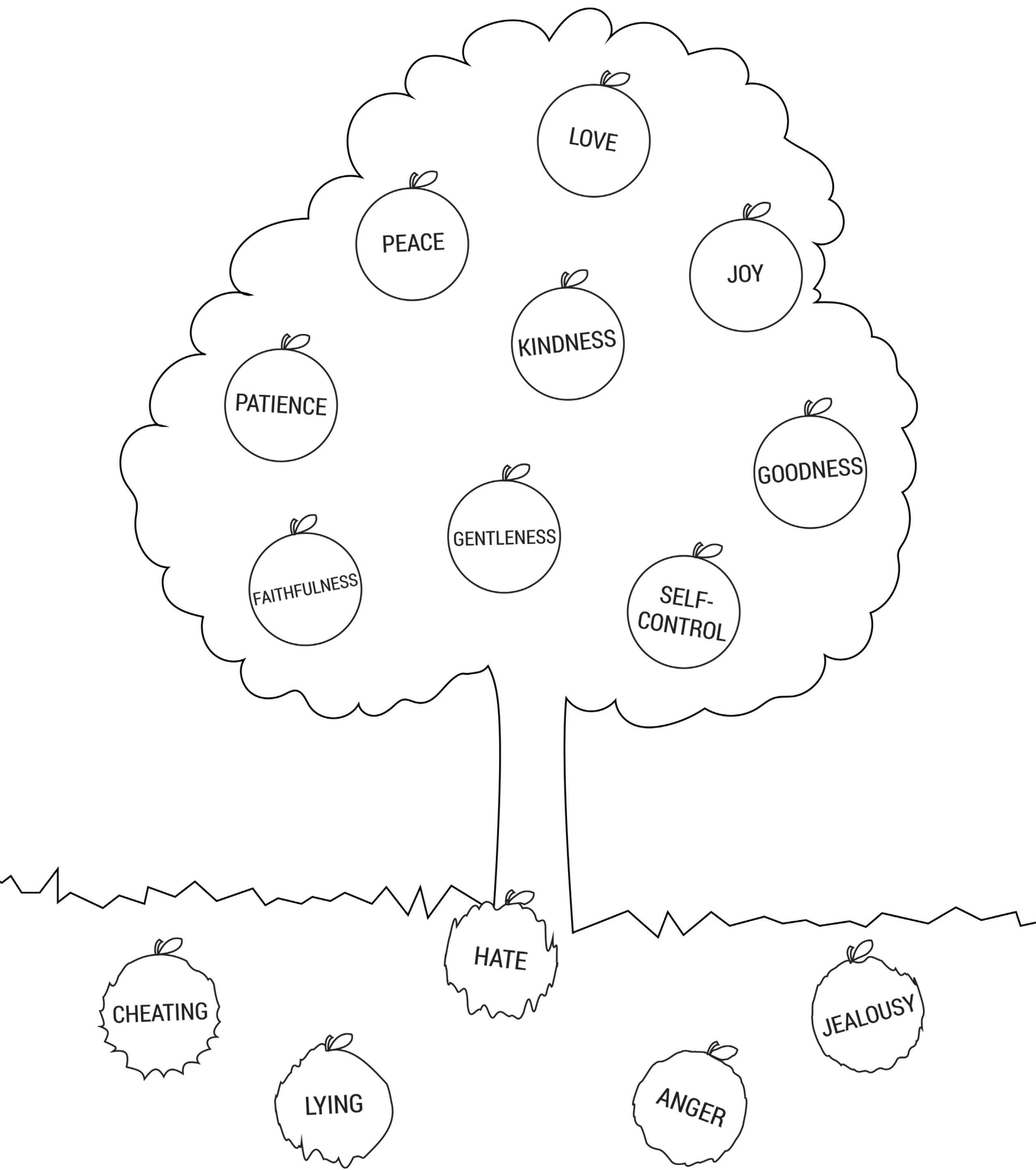
REFLECT — 5 MINUTES

Say, **“The Holy Spirit gives us the Fruit of the Spirit.** He helps us make wise decisions and creates good fruit inside of us. Thank Jesus for the Holy Spirit. Now, let’s ask the Holy Spirit to take away all the bad fruits in our hearts and exchange them for good fruits instead.”

SAMPLE PRAYER: *“Holy Spirit, we need Your help. We see the bad fruit in our hearts and know that You are the only One who can take it out. We want Your good fruit! We want to become like Jesus! Thank You, God, for the gift of the Holy Spirit. Amen.”*

RELEASE — 5 MINUTES

If you have extra time, let the kids choose what they want to do. They may shock you with their responses. If no one suggests anything, replay *Good Fruit, Bad Fruit* or go back over the memory verse.



LOVE

PEACE

JOY

PATIENCE

KINDNESS

GOODNESS

FAITHFULNESS

GENTLENESS

SELF-CONTROL

CHEATING


LYING

HATE










ANGER

JEALOUSY





GOOD FRUITS- PAGE 1



GOOD FRUITS- PAGE 2



BAD FRUITS- PAGE 1



BAD FRUITS- PAGE 2

