



CREATOR

OF HEAVEN AND EARTH



ROOTED
IPHC KIDS' CURRICULUM
- EST. 2020 -

CREATOR

UNIT 7-CREATOR: OF HEAVEN AND EARTH

WRITER - TIFFANY CRISP
MANAGING EDITOR - KRISTI CAIN
EDITOR (PRE-K) - JENNIFER MCGHEE
DESIGNER - EMMALEE BELL



CREATOR

MONTHLY PREPARATION GUIDE

UNIT 7-ELEMENTARY

In the *Creator* unit, we focus on the creation of the earth. Each week, the kids will be learning that God created all things—including themselves! The verse the class will be memorizing is found in Genesis 1:1—“In the beginning God created the heavens and the earth.” Be sure to emphasize that God is all-powerful. Join in with the children as they discover how the earth was formed.

WEEK 1

LESSON MATERIALS: Puzzle Piece (1 per class), Pipe Cleaners (5 per child), Timer (1 per class), *Creation Labels* (1 set per class), Poster Board (1 per class), Poster Markers (1 per class), Wall Tape (1 roll per class), *What Did God Create?* Page (1 per child), Pencils (1 per child), Markers or Crayons

WEEK 2

LESSON MATERIALS: Puzzle Piece (1 per class), *Creation That Breathes* Page (1 per child), Wall Tape (1 per class), *Creation Labels* (1 set per class), Paper Plates (1 per child), Glue Sticks, Scissors, Markers or Crayons

WEEK 3

LESSON MATERIALS: Puzzle Piece (1 per class), *Human Block Puzzle* (1 per team of 2-3 people), *Creation Label* (1 per child), Wall Tape (1 roll per class), *God Created People* Page (1 per child), Pencils (1 per child), Markers or Crayons

WEEK 4

LESSON MATERIALS: Puzzle Piece (1 per class), *Day Labels* (1 set per class), *Creation Cards* (1 set for Team A and 1 set for Team B), Tape (1 roll per class), *Creation Label* (1 per class), *Creation Story Coloring* Page (1 per child), Markers or Crayons

CREATION OF EARTH AND SPACE

BIBLE PASSAGE

Genesis 1:1-14, 16, 18-19 (ICB)

BIG IDEA

God created all things.

FOCUS VERSE

“In the beginning God created the heavens and the earth.” Genesis 1:1 (NIV)

LESSON MATERIALS

| Puzzle Piece | Pipe Cleaners | Timer | *Creation Labels* | Poster Board | Poster Markers | Wall Tape
| *What Did God Create?* Page | Pencils | Markers or Crayons |

GREET — 15 MINUTES

Connection questions to ask as the children arrive:

- Do you like to cook or bake? If so, what do you enjoy making?
- If you could buy one thing, what would it be and why?

WORSHIP — 10 MINUTES

Choosing worship songs that go along with the monthly theme will deepen your kids' understanding of the content you teach. Here are some related songs to incorporate into your worship time:

- “God is Creator” (Genesis 1:1-3) by *Seeds Family Worship*
- “The Maker” by Chris August
- “So Will I (100 Billion Times)” by *Hillsong*

PRAY — 5 MINUTES

Gather the children for prayer. Ask a volunteer to pray for the class.



TAKE A MOMENT TO EXPLAIN WHY WE PRAY. SAY, “PRAYER IS HOW WE TALK TO GOD AND GET TO KNOW HIM BETTER. YOU CAN TALK TO GOD JUST LIKE YOU TALK TO EACH OTHER. HE WANTS TO BE YOUR FRIEND!”

SAMPLE PRAYER: “God, we are so grateful that You want to be our friend and that You always listen to us. Help us know You better as we read Your Word. In Jesus’ name, Amen.”

REVIEW – 5 MINUTES**MATERIALS:** | Puzzle Piece |

BACKGROUND: Say, “For the last six months, we have talked about Jesus—His miracles, His stories, His death, His resurrection, and how He sent the Holy Spirit to help us. But today, we are going back to the very beginning. We will be reading from the Old Testament! The Old Testament is the part of the Bible that tells us what happened before God sent Jesus to earth. We are going to start with Genesis, the first book in the Bible, and learn about God, our Creator. I cannot wait to hear about the creation of the world! Now, who wants to put up this week’s brand-new puzzle piece?”

TRANSITION: Say, “Let’s play a game before reading our first *Creator* story!”

ENGAGE – 10 MINUTES**MATERIALS:** | Pipe Cleaners (5 per child) | Timer (1 per class) |

Say, “Today, we are going to be creators! Let’s get ready to create new things out of pipe cleaners! I cannot wait to see how you use your imaginations!”

GAME GOAL: To create the object your partner tells you to make.

HOW TO PLAY:

1. Ask everyone to think of at least one object that can be constructed with pipe cleaners.
2. Pair the kids together, and give everyone five pipe cleaners.
3. Once everyone is paired, each partner will tell the other what to create.



IF THE CHILDREN CANNOT THINK OF ANYTHING, USE ONE OF THESE OPTIONS: CLOCK, BANANA, PINEAPPLE, TV, PENCIL, SNAKE, CLAM, BOTTLE, CUP, ETC.

4. When you say, “go,” begin the timer. Each partner will have one minute to create the object “assigned” to them by their partner.
5. After one minute, tell everyone to stop creating and show their object to their partner.
6. Then, the children will set their creations aside and switch partners.
7. Continue playing until each pair uses all their pipe cleaners or as time allows.

TRANSITION: Say, “Great job with your creations! Now, let’s read a story about the most amazing Creator—God!”

LEARN – 15 MINUTES

Say, “The story we will be reading today is about the beginning of the world. The creation story is one of the most well-known stories in the Bible! Even though most of us have heard about how the world was formed, let’s listen to it like we are hearing it for the first time. Get ready to learn about the first four days of creation!” Read Genesis 1:1-14, 16, 18-19 (ICB).



TO INCREASE THE ENGAGEMENT IN A FAMILIAR STORY, INCLUDE ACTIONS FOR EACH THING GOD CREATED. FOR EXAMPLE, WHEN YOU READ ABOUT GOD CREATING LIGHT, HAVE EVERYONE OPEN THEIR EYES REALLY WIDE OR WHEN GOD CREATED SEAS, MOVE YOUR ARMS LIKE WAVES ON THE OCEAN.

¹ In the beginning God created the sky and the earth. ² The earth was empty and had no form... ³ Then God said, "Let there be light!" And there was light. ⁴ God saw that the light was good... ⁵ God named the light "day" and the darkness "night." Evening passed, and morning came. This was the first day. ⁶ Then God said, "Let there be something to divide the water in two!" ⁷ So God made the air to divide the water in two. Some of the water was above the air, and some of the water was below it. ⁸ God named the air "sky." Evening passed, and morning came. This was the second day.

⁹ Then God said, "Let the water under the sky be gathered together so the dry land will appear..." ¹⁰ God named the dry land "earth." He named the water that was gathered together "seas..." ¹¹ Then God said, "Let the earth produce plants... And it happened..." ¹² God saw that all this was good. ¹³ Evening passed, and morning came. This was the third day. ¹⁴ Then God said, "Let there be lights in the sky to separate day from night. These lights will be used for signs, seasons, days and years." ¹⁵ So God made the two large lights. He made the brighter light to rule the day. He made the smaller light to rule the night. He also made the stars. ¹⁶ God saw that all these things were good. ¹⁷ Evening passed, and morning came. This was the fourth day.

Say, "This was an amazing story! Remember, **God created all things!**"

Ask, "What are some of the things that God created on the first four days? We heard that God created light, sky, dry ground, seas, plants, the sun, the moon, and stars. This all happened in the first four days of the world. What did God say about the world He made? He said it was GOOD! Every day He stopped to say that His creation was good and perfect! Our perfect God created a perfect earth for us. I am so grateful that **God created all things.**"

JOINING TO JESUS: "Did you know that Jesus was with God in the beginning of creation (John 1:1-3)? The book of Colossians says that all things were created through Jesus and for Jesus and that 'He is before all things and in Him all things hold together' (Colossians 1:16-17). Jesus was with God in the beginning even though we do not see Jesus' name mentioned."

TRANSITION: Say, "How cool is that? Let's see what else we can learn about our story!"

DISCUSS — 10 MINUTES

Say, "Who is ready to discuss our story?"

1. Who created all things?

Response: **God created all things.**

2. The first thing God made was light! Why do you think He made that first?

Response: Answers will vary.

3. Why did God call everything He made good?

Response: God created a perfect world without mistakes. God is only good (Luke 18:19); therefore, God cannot make anything that is not good.

4. Did God have to work hard to create everything? How did He create it?

Response: God did not have to work hard to make the heavens and the earth. God spoke, and it happened.

5. Why do you think we need to know how everything was created?

Response: Answers will vary.

6. What do we learn about God in this story?

Response: **God created all things**, God made a perfect world, God's creation is good, God is good, God is powerful, God's voice is powerful, etc.

TRANSITION: Say, "Great job answering those questions! **God created all things**, and it was all good! Let's make a craft to help us remember our story!"

RESPOND – 15 MINUTES

MATERIALS: | Poster Board (1 per class) | Poster Markers (1 pack per class) | Wall Tape (1 roll per class) | *Creation Labels* (1 cut out set per class) | *What Did God Create?* Page (1 per child) | Pencils (1 per child) | Markers or Crayons |

Say, "Today, we are going to reread our story and sort each part of creation by the day it was created. Can we do it all together?"



BEFORE CLASS, DIVIDE THE POSTER INTO SEVEN EQUAL COLUMNS—ONE COLUMN FOR EACH DAY OF CREATION. IN ASCENDING ORDER, MARK EACH COLUMN AS A DIFFERENT DAY OF CREATION (DAY 1, DAY 2, DAY 3, ETC.).

INSTRUCTIONS:

1. Tape the poster board on the wall by the craft area.
2. As a whole class, reread today's passage about each day of creation. As you read, pause after each day and tape the *Creation Labels* to the poster in the correct columns.
3. Then, give each child a *What Did God Create?* page, pencil, and markers or crayons.
4. Using the poster (from steps one and two), the children will draw and color what God created each day on their *What Did God Create?* page.



KEEP THE CREATION POSTER ON THE WALL FOR THE ENTIRE MONTH. WE WILL BE ADDING MORE OF GOD'S CREATION TO IT EACH WEEK!

TRANSITION: Say, "Now, our poster and our crafts will help us remember what God made in the first four days of creation. Remember, **God created all things**! Next week, we will add to our creation poster as we continue to learn about the next days of creation. I cannot wait!"

MEMORIZE — 5 MINUTES

Say, "This month's memory verse is the very first verse in the entire Bible! Does anyone know it?" Read the verse through once, do the actions, and then invite everyone to join in with you.

"In the beginning (hold up a number one), God created (pretend to hammer a nail) the heavens (point straight up with both hands) and the earth (point to the ground)." Genesis 1:1 (NIV) (hold your hands like a book)

CHALLENGE: Break the verse into phrases to help with memorization. For example, first practice the phrase, "In the beginning." Then, recite, "In the beginning, God created..." Finally, practice the whole verse together.

REFLECT — 5 MINUTES

Say, "We learned so much about creation today! We discovered that **God created all things**, which is why we call God our Creator. Over the next couple of weeks, we will be learning even more about God's creation. What is your favorite thing God has created so far? Make sure you come ready to hear more about the Creator next week. Who would like to pray for us before we go?"

SAMPLE PRAYER: *"God, we are so amazed by You! You created such wonderful things that we get to experience! Thank You! Help us to fall in love with Your creation this week. In Jesus' name, Amen."*

RELEASE —

If there is extra time before parents arrive, replay the ENGAGE pipe cleaner game. You could also have the children retell the Bible story to a partner or you could quiz the kids about what was created on each of the four days.

Download the Parent Guide to pass out to the parents/guardians as they pick up their children.

PARENT GUIDE GOALS:

1. It provides engaging questions and activities for families to continue discipleship at home.
2. It reviews what the children are learning each week.

WHAT DID GOD CREATE?

DAY 1

DAY 2

DAY 3

DAY 4

CREATION LABELS

SKY

SEAS

SUN

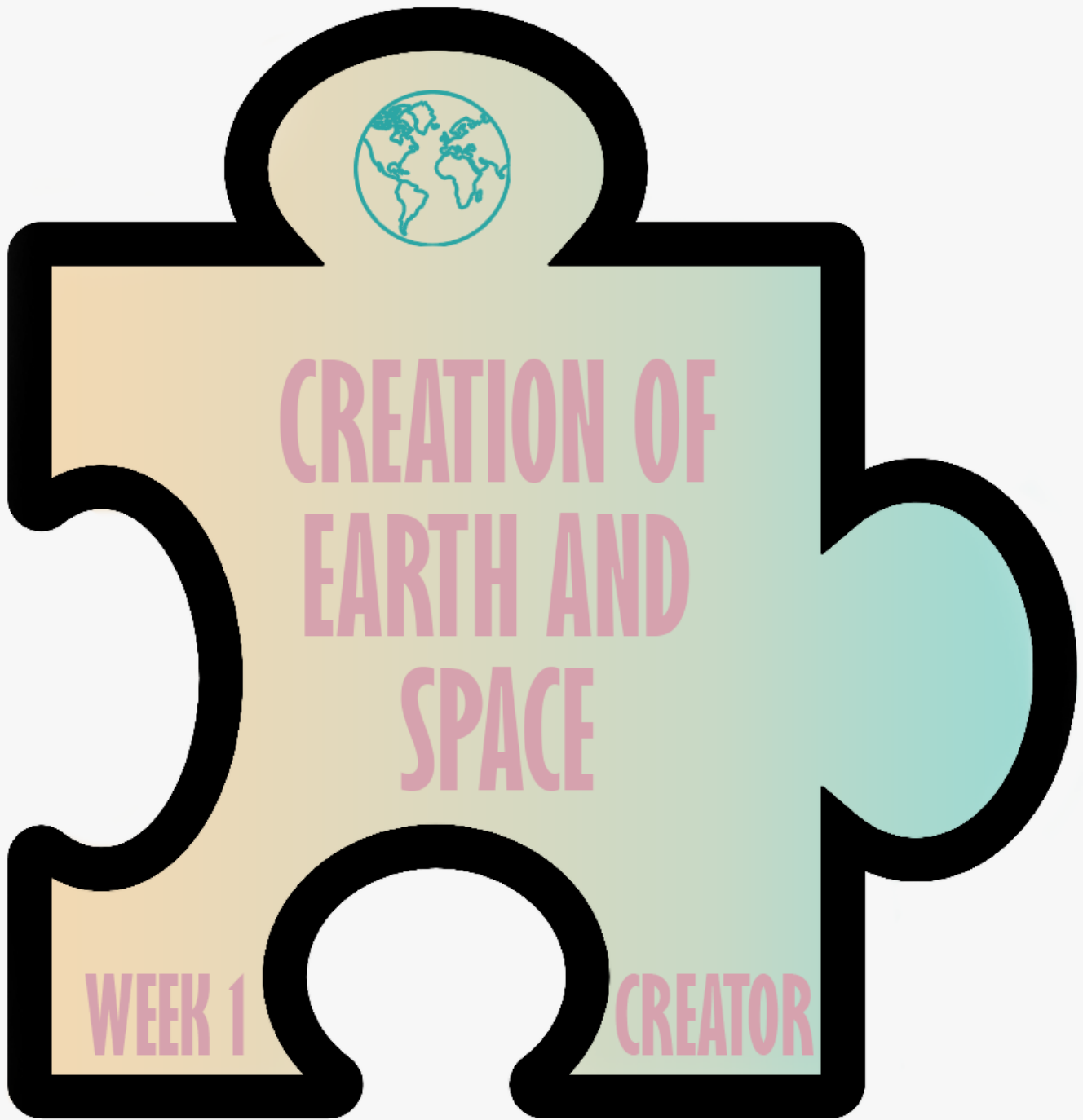
STARS

LIGHT

**DRY
GROUND**

PLANTS

MOON



CREATION OF LAND AND WATER ANIMALS

BIBLE PASSAGE

Genesis 1:20-25 (ICB)

BIG IDEA

God created all things.

FOCUS VERSE

“In the beginning God created the heavens and the earth.” Genesis 1:1 (NIV)

LESSON MATERIALS

| Puzzle Piece | Creation Poster (From Week 1) | *Creation That Breathes* Page | Wall Tape | *Creation Labels* | Paper Plates | Glue Sticks | Scissors | Markers or Crayons |

GREET — 15 MINUTES

Connection questions to ask as the children arrive:

- What do you like best about school?
- Would you prefer to live somewhere really cold or really hot? Why?

WORSHIP — 10 MINUTES

If you have not changed up your worship music this month, ask your church’s worship leader about songs that highlight God as the Creator and incorporate one of those songs into your rotation. You could also include some of the songs from the list below.

- “God is Creator” (Genesis 1:1-3) by *Seeds Family Worship*
- “The Maker” by Chris August
- “So Will I (100 Billion Times)” by *Hillsong*

PRAY — 5 MINUTES

Pray with and over the students in your class. Allow any willing children to pray too.



BEFORE PRAYER, ENCOURAGE YOUR STUDENTS TO GET IN A DIFFERENT POSTURE TO PRAY. FOR EXAMPLE, INVITE YOUR KIDS TO STAND OR KNEEL. THEN, EXPLAIN HOW THESE POSITIONS DISPLAY REVERENCE AND HUMILITY TO OUR GREAT GOD. DO NOT FORGET TO MODEL WHAT YOU TEACH!

SAMPLE PRAYER: “God, we are so excited to hear more about You this week. Grow our love for You! In Jesus’ name, Amen.”

REVIEW – 5 MINUTES**MATERIALS:** | Puzzle Piece |

BACKGROUND: Say, “Today, we are in the second lesson from our unit, *Creator!* We are learning that **God created all things!** Who remembers what God made during the first four days of Creation?” (Use the poster from week one to help.)

- Day 1: Light
- Day 2: Water, Sky
- Day 3: Dry Ground, Seas, Plants, Trees
- Day 4: Sun, Moon, Stars

“You have great memories! On the first four days of creation, God created so many things, but nothing He created thus far had breath (or could breathe). Today, we will talk about what God made on the fifth and sixth days of creation. These are the days God made things that breathe! Who would like to put up this week’s puzzle piece?”

TRANSITION: Say, “Let’s play a game together to get our minds ready for our story!”

ENGAGE – 10 MINUTES

Say, “Today’s game is called *20 Questions—Animal Edition*. Has anyone ever played this game before? Great! Let’s try it now.”

GAME GOAL: To get the class to guess the correct animal by only asking “yes” or “no” questions.

HOW TO PLAY:

1. Choose one person to stand in front of the class and begin the game.
2. Tell that person to silently select one animal (creature, bug, mammal, fish, bird, etc.). Once they have their animal in mind, the other children should ask ONLY “yes” or “no” questions, one-by-one, to determine the chosen animal.
 - For example: **Do-** *Is the animal small? Does the animal have legs? Is the animal brown?* **Do Not-** *What size is the animal? How many legs does the animal have? What color is the animal?*
3. When all 20 questions have been asked, have each child guess what animal was being described. If a child gets the animal right, they will become the next person to choose an animal.
4. Then, have the child who selected the animal reveal which one they were thinking of and switch places with another student. Play as time allows.

TRANSITION: Say, “Nice job thinking of all those unique animals! That was fun! Today’s story explains the creation of those very animals! Let’s read it together.”

LEARN – 15 MINUTES

Say, “The story we will be reading today is about the fifth and sixth days of creation. Last week, we only talked about the things God created without breath. Now, let’s read about the living creatures He made. Listen closely for the things God created on days five and six! Let’s read Genesis 1:20-25 (ICB).”

²⁰ Then God said, “Let the water be filled with living things. And let birds fly in the air above the earth.” ²¹ So God created the large sea animals. He created every living thing that moves in the sea. The sea is filled with these living things... God also made every bird that flies... God saw that this was good. ²² God blessed them and said, “Have many young ones and grow in number. Fill the water of the seas, and let the birds grow in number on the earth.” ²³ Evening passed, and morning came. This was the fifth day.

²⁴ Then God said, “Let the earth be filled with animals. And let each produce more of its own kind. Let there be tame animals and small crawling animals and wild animals. And let each produce more of its kind.” And it happened.

²⁵ So God made the wild animals, the tame animals and all the small crawling animals to produce more of their own kind. God saw that this was good...

Say, “What a remarkable story! **God created all things**, didn’t He?”

Ask, “*What did God create on the fifth and sixth days of creation?* We learned that God created fish, birds, tame animals, wild animals, and crawling animals. All of this happened on days five and six of creation! Did you notice that God said all creation was GOOD? That was the same thing He said about the first four days of creation! But there was something else that made these days different than the first four days. God did not just call His creation ‘good.’ God *blessed* all the fish, birds, animals, and creatures to multiply and grow in number on the earth.”

JOINING TO JESUS: “*God blessed the animals and commanded them to multiply. Can you think of a time when Jesus did something similar? How about the story of Jesus feeding the 5,000 (Matt. 14:17-21)? Jesus blessed the fish and bread, and when He did, it multiplied to feed thousands of people. Jesus could do this miracle because He is God, and God has the power to create!*”

TRANSITION: Say, “The most important thing to remember is that **God created all things!**”

DISCUSS — 10 MINUTES

Say, “Who is ready to talk about our story?”

1. Who created all things?

Response: **God created all things.**

2. What did it mean when God called all the animals “good”?

Response: God created a perfect world without mistakes or flaws; it was good! This means all the animals were created perfectly.

3. How are days five and six different than the first four days of creation?

Response: God created living things that could breathe on the fifth and sixth day, and He blessed these creatures commanding them to multiply in number.

4. What did God create on day five? What did He make on day six?

Response: On day five, God created the birds and sea creatures. On day six, God created land animals and crawling creatures.

5. Why do you think God included that He made all the animals?

Response: Answers will vary.

6. What do we learn about God in this story?

Response: **God created all things**, God made a perfect world, God's creation is good, God is good, God is powerful, God's voice is powerful, God created all the animals, God blessed the animals, etc.

TRANSITION: Say, "Great discussion today! We can be sure that **God created all things!** Let's do an activity to help us remember our story."

RESPOND — 15 MINUTES

MATERIALS: | Creation Poster (From Week 1) | Wall Tape (1 roll per class) | *Creation Labels* (1 cut out set per class) | *Creation that Breathes* Page (1 per child) | Paper Plates (1 per child) | Glue Sticks | Scissors | Markers or Crayons |

Say, "Now, we are going to reread our story and sort each creation element into the right day just like we did last week! Let's do it together!"

INSTRUCTIONS:

1. Reread today's Scripture passage (Genesis 1:20-25) and tape the *Creation Labels* on the corresponding day of creation the poster.
2. Then, give each child a paper plate, a *Creation that Breathes* page, a glue stick, scissors, and markers or crayons.
3. Using a crayon or marker, draw a line in the middle of the plate making two halves. Label the first half, "DAY 5" and the second half, "DAY 6."
4. Using the creation poster, have the kids color and cut out the animals from their *Creation that Breathes* page and paste them to their paper plate. (The animals on DAY 5 should be the fish, bird, whale, and owl. The animals on DAY 6 should be the spider, tiger, ladybug, and elephant.)



KEEP THE CREATION POSTER POSTED ON THE WALL FOR THE ENTIRE MONTH. WE WILL ADD MORE LABELS TO IT EACH WEEK!

TRANSITION: Say, "This poster will help us remember the creation account for the fifth and sixth day! Remember, **God created all things!** Next week, we will add more to our poster."

MEMORIZE — 5 MINUTES

Say, "The verse for this month is one of the most well-known verses in the Bible since it is the very first one! Who remembers the words? I will give you a hint: It starts with 'In the beginning...'" Read the verse to the class, practice it with actions, and then ask for volunteers to recite it on their own.

"In the beginning (hold up a number one), **God created** (pretend to hammer a nail) **the heavens** (point straight up with both hands) **and the earth** (point to the ground)." **Genesis 1:1 (NIV)** (hold your hands like a book)

CHALLENGE: To help remember the month's memory verse, play the song, "God is Creator" by Seeds Family Worship.

REFLECT — 5 MINUTES








Say, "Today, we learned about days five and six of creation and how God blessed the things with the breath of life. His creation was perfect and good! Remember, **God created all things**. Who would like to pray and thank God for making us the most beautiful animals, fish, birds, and creatures?"

SAMPLE PRAYER: *"God, You create all things! We are so grateful you made the animals so special and unique. When we look at these creatures, help us remember how powerful, great, and wonderful You are. In Jesus' name, Amen."*

RELEASE —

If there is extra time before parents arrive, replay *20 Questions—Animal Edition*, review the memory verse, or discuss the creation events from days one to six, etc.

CREATION THAT BREATHES



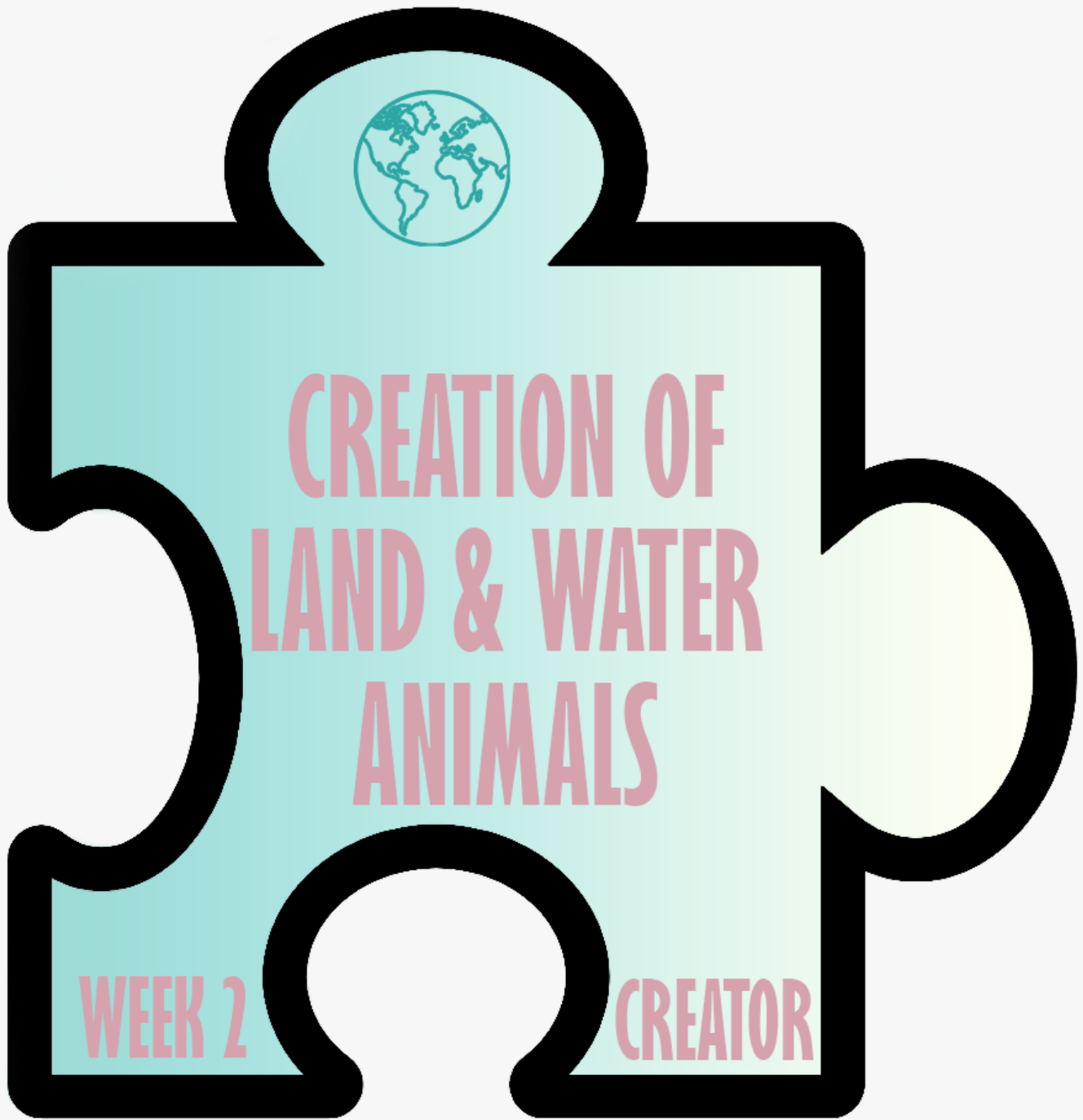
CREATION LABELS

BIRDS

**CREEPIING
CREATURES**

FISH

**LAND
ANIMALS**



CREATION OF PEOPLE

BIBLE PASSAGE

Genesis 1:26-31 (ICB)

BIG IDEA

God created all things.

FOCUS VERSE

“In the beginning God created the heavens and the earth.” Genesis 1:1 (NIV)

LESSON MATERIALS

| Puzzle Piece | *Human Block Puzzle* | Creation Poster (From Weeks 1 and 2) | *Creation Label* | Wall Tape | *God Created People Page* | Pencils | Markers or Crayons |

GREET — 15 MINUTES

Connection questions to ask as the children arrive:

- Who is your hero?
- Are you more afraid of creepy, crawly things (like spiders) or slithery things (like snakes)?

WORSHIP — 10 MINUTES

If you have the opportunity, worship outside today. Explain that we worship the Lord when we sing to Him, but we also worship when we take time to be amazed by “the work of His hands” (Psalm 8:3-9). Ask the kids to point out some of the things they see in nature that remind them how powerful, creative, and awesome our God is.

PRAY — 5 MINUTES

Gather the children in a circle and pray over them before you teach.

SAMPLE PRAYER: “God, we love You! Thank You for giving us Your Word—the Bible—so we can know You. Thank You for giving us Your world because it reminds us of how powerful and creative You are! Please keep teaching us new things about Yourself. In Jesus’ name, Amen.”

REVIEW — 5 MINUTES

MATERIALS: | Puzzle Piece |

BACKGROUND: Say, “Who remembers what we have been talking about this month? Right! We have been learning about the Creator—God. **God created all things!** At the beginning of *Creator*, we talked about the first four days of creation when God made light, sky, dry ground, seas, plants, the sun, the moon, and stars. Then last week, we discovered that God created things that breathe! God even blessed the fish, birds, and all land animals. This all happened on days five and six of creation. But I have a surprise for you! God did not just make land animals and crawling creatures on day six. He also made His most special part of creation! Who is ready to find out what that is? Before we read it, we need to put our new puzzle piece on the wall. Who would like to do that?”

TRANSITION: Say, “Let’s see if we can guess what else God created on day six!”

ENGAGE — 10 MINUTES

MATERIALS: | *Human Block Puzzle* (1 cut out puzzle per team) |

Say, “We are going to solve a mystery! This puzzle will tell us what God said is His best creation of all! Let’s get in teams to see if you can work together to build a creation puzzle!”



TEACHERS, CUT OUT THE *HUMAN BLOCK PUZZLE* PIECES BEFORE CLASS. THE PUZZLE PIECES WILL WORK BEST IF YOU LAMINATE THEM OR PRINT THEM OUT ON CARDSTOCK.

GAME GOAL: To be the first pair to completely build the puzzle and thus, solve the mystery of the best part of God’s creation.

HOW TO PLAY:

1. Break everyone into teams of two to three people and give each group a set of puzzle pieces.
2. When all groups have a puzzle, the teams will work as fast as they can to put together their puzzle to discover the best part of God’s creation.
3. Once one group finishes, stop the game, and mix up all the pieces to play again.
4. Do not let the game exceed ten minutes.

MODIFICATION: If a couple of teams are getting really good at solving the puzzle together, mix up all of the groups for a more fair game.

TRANSITION: Say, “Great job solving your puzzles! God saved the best part of His creation for last: People! Let’s read about God’s special creation of people.”

LEARN — 15 MINUTES

Say, “On day six, God made the animals, but that is not the only thing He made that day. He also made people! How does it make you feel to know that God considers us—men, women, boys, and girls—to be the best part of His entire creation? He saved His best for last—us! Let’s listen closely to see if we can figure out why we are the best part of God’s creation.” Read Genesis 1:26-31 (ICB).

26 Then God said, “Let us make human beings in our image and likeness. And let them rule over the fish in the sea and the birds in the sky. Let them rule over the tame animals, over all the earth and over all the small crawling animals on the earth.” **27** So God created human beings in his image. In the image of God he created them. He created them male and female. **28** God blessed them and said, “Have many children and grow in number. Fill the earth and be its master. Rule over the fish in the sea and over the birds in the sky. Rule over every living thing that moves on the earth.”

29 God said, “Look, I have given you all the plants that have grain for seeds. And I have given you all the trees whose fruits have seeds in them. They will be food for you. **30** I have given all the green plants to all the animals to eat. They will be food for every wild animal, every bird of the air and every small crawling animal.” And it happened. **31** God looked at everything he had made, and it was very good. Evening passed, and morning came. This was the sixth day.

Say, “Wow! **God created all things**, but He made humans the most special of all.”

Ask, “How was the creation of people different from everything else? God created humans differently! Verse 26 says that He made us in His ‘image and likeness.’ We are made to be like Him. One way God made us like Himself was by letting us rule over the earth. In other words, God has trusted the care of His whole creation to people, to us! He also made us to know Him! The God of the universe wants to be your friend! No other creature or animal has been allowed to have a special friendship with God! Do you see how special we are? I am so grateful **God created all things**, including us!”

JOINING TO JESUS: “Our sin kept us away from God. But Jesus came to fix that! When we accept Jesus as our Lord and Savior, He brings us back to God and makes us new (2 Corinthians 5:17)! Jesus made it possible for us to be close to God again like Adam and Eve were in the garden.”

TRANSITION: Say, “Let’s see what else we can discover about our story!”

DISCUSS – 10 MINUTES

Say, “Who is ready to discuss our story by answering some questions?”

1. Who created all things?

Response: **God created all things.**

2. What did God create humans to do?

Response: God created us to take care of (or rule) the world He made. This includes the plants, the oceans, and lakes, as well as all the animals in the world.

3. At the end of the sixth day, God called the people He made “very good.” How is that different from what He said on the other days?

Response: God called everything “good” until the sixth day. His creation of humans (in His likeness) caused them - and His now complete creation—to be “very good.” Everything was perfect.

4. Why do you think we need to know that God created us?

Response: Answers will vary.

5. What did God give to humans for food?

Response: He gave them all the plants, trees, and fruit to eat.

6. What do we learn about God in this story?

Response: **God created all things**, God made a perfect world, God's creation is good, God is good, God loves us, God made us in His image and likeness, God is powerful, God's voice is powerful, etc.

TRANSITION: Say, "Great job answering those questions! **God created all things**. Let's make a craft to help us remember our story."

RESPOND — 15 MINUTES

MATERIALS: | Creation Poster (From Weeks 1 and 2) | Wall Tape (1 roll per child) | *Creation Label* (1 cut out per class) | *God Created People* Page (1 per child) | Pencils (1 per child) | Markers or Crayons |

Say, "Today, we are going to do a craft to remind us that **God created all things**, BUT that we—people—are God's most special part of creation!"

INSTRUCTIONS:

1. Reread today's passage (Genesis 1:26-31). Then, refer to the creation poster (from weeks one and two) and tape up the *Creation Label* under "Day 6."
2. Next, give each child a *God Created People* page, a pencil, and markers or crayons.
3. Tell the kids to draw the faces on the people from the *God Created People* page.
4. Finally, the kids will color the people.



KEEP THE CREATION POSTER BOARD UP FOR THE ENTIRE MONTH.
WE WILL ADD TO IT AGAIN NEXT WEEK!

TRANSITION: Say, "This poster will help us remember that God created people different than everything else. We are made in God's image. Remember, **God created all things!**"

MEMORIZE — 5 MINUTES

Say, "Who remembers what this month's memory verse is about? Right! It is about how **God created all things!** Let's practice it together."

"In the beginning (hold up a number one), God created (pretend to hammer a nail) the heavens (point straight up with both hands) and the earth (point to the ground)." Genesis 1:1 (NIV) (hold your hands like a book)

CHALLENGE: Play a game of *Hopscotch* to help the kids remember the verse. To play, make a *Hopscotch* outline on the floor with tape. Next, label each box with a word from the memory verse in sequential order. When the children are hopping to each square, tell them to recite the next word in the verse as they step in each box.

REFLECT — 5 MINUTES


Say, "It is so exciting to know that we are God's favorite part of creation. We are special because God made us in His image! We only have one more day of creation to talk about next week ("Day 7"), and it is VERY different from the other days. But for now, remember, **God created all things!** Also, here is some exciting news: We have a fun competition planned for next week, so make sure you come prepared and ready to compete! Who would like to pray for us?"

SAMPLE PRAYER: *"God, we are so thankful You created us in Your image and likeness! We are also grateful You sent Jesus to make our image of You right and new again. Help us see and know Your love every single day of our lives. In Jesus' name, Amen."*


RELEASE —


If there is extra time before parents arrive, you could have the children retell the Bible story, review the previous days of creation using the creation poster or finish any incomplete crafts.

GOD CREATED PEOPLE



HUMAN BLOCK PUZZLE





PEOPLE

**CREATION
LABEL**

CREATION OF REST

BIBLE PASSAGE

Genesis 2:1-3 (ICB)

BIG IDEA

God created all things.

FOCUS VERSE

“In the beginning God created the heavens and the earth.” Genesis 1:1 (NIV)

LESSON MATERIALS

| Puzzle Piece | *Day Labels* | *Creation Cards* | Buckets | Creation Poster (From Weeks 1, 2, and 3) | Tape | *Creation Label* | *Creation Story Coloring Page* | Markers or Crayons |

GREET — 15 MINUTES

Connection questions to ask as the children arrive:

- What do you hope your life will be like when you are a teenager?
- What do you want to be when you grow up?

WORSHIP — 10 MINUTES

“This is the final week of our unit, *Creator*. Take time to reflect and remember that **God created all things** and that He is worthy of our praise!” As you begin your time of worship, read this verse aloud (or have some of your children read it): “But ask the animals, and they will teach you. Or ask the birds of the air, and they will tell you. Speak to the earth, and it will teach you. Or let the fish of the sea tell you. Every one of these knows that the hand of the Lord has done this. The life of every creature and the breath of all people are in God’s hand” (Job 12:7-10).

Continue to use the list of songs below to emphasize the month’s big idea.

- “God is Creator” (Genesis 1:1-3) by *Seeds Family Worship*
- “The Maker” by Chris August
- “So Will I (100 Billion Times)” by *Hillsong*

PRAY — 5 MINUTES

Gather the children for prayer.



START WITH A PRAYER OF THANKFULNESS. ASK EVERYONE TO CHOOSE SOMETHING FROM CREATION FOR WHICH THEY ARE ESPECIALLY GRATEFUL. THEN, GO IN A CIRCLE AND HAVE EACH PERSON THANK GOD FOR CREATING THAT SPECIAL THING.

SAMPLE PRAYER: “God, we love Your creation! Thank You for making trees so we can breathe fresh air. Thank You for creating amazing animals of all kinds to remind us of Your creativity and love of beauty. Thank You for the stars and for the light they give us every night. You are amazing, and we just want to take some time to thank You! In Jesus’ name, Amen.”

REVIEW — 5 MINUTES

MATERIALS: | Puzzle Piece |

BACKGROUND: Say, “Today is the last day in our series called *Creator*. The Bible teaches us that **God created all things!** Who can tell me some of the things God has created?”

- Week 1- Days 1, 2, 3, and 4: Light, sky, dry ground, seas, plants, the sun, the moon, and stars
- Week 2- Days 5 and 6: Fish, birds, land animals, and crawling creatures
- Week 3- Day 6: Humans

“Great job! **God created all things** with just a word. Our God is so powerful. The lesson we will focus on now is about the seventh, and final, day of creation. God did not create anything that we can see on the seventh day, but He did create something we NEED. Let’s learn about what that is! Who wants to put up our last puzzle piece?”

TRANSITION: Say, “It is time to play a game about the days of creation!”

ENGAGE — 10 MINUTES

MATERIALS: | *Day Labels* (1 set per class) | *Creation Cards* (1 set for Team A and 1 set for Team B) | Tape (1 roll per class) | Buckets (6 per class) |

Say, “Today, we are going to play a relay game called *Day Dash!* Who is ready?”



PRIOR TO CLASS, CUT OUT THE *CREATION CARDS* FOR TEAM A AND TEAM B.

GAME GOAL: To be the fastest team to drop their *Creation Cards* into the correct buckets.

HOW TO PLAY:

1. Label each of the six buckets with a different *Day Label*—one label per bucket for each day of creation. Then, place the buckets in a line on one side of the room.
2. Divide the class into two teams: Team A and Team B. Give each team a set of *Creation Cards* with a different color for each team.
3. Line up the teams on the opposite side of the room and give the first person from each group one *Creation Card*. Place the remaining cards facedown in front of the team’s line.
4. When you say “go,” the first player from each team will look at their *Creation Card*, run to the correct bucket, and drop it in.
5. Once the first person from Team A and Team B drop their card in the bucket, each will run back to their own lines and tag the next person’s hand. Once that person’s hand has been tagged, the next child will pick up a new *Creation Card* and repeat the process.
6. When all of a team’s *Creation Cards* have been placed in a bucket, stop the game. Check to see if all of the *Creation Cards* were placed in the correct bucket.

7. If the team that finished first put any of their *Creation Labels* in the wrong buckets, the game continues until one team puts all the *Creation Cards* into the correct buckets.



IF THE CHILDREN DO NOT REMEMBER WHAT WAS CREATED ON EACH DAY, REFER THEM TO THE CREATION POSTER (FROM WEEKS 1, 2, AND 3).

TRANSITION: Say, “Great job playing *Day Dash!* Now that we have refreshed our memories about what happened on the first six days of creation, let’s find out at what God created for us on the seventh day.”

LEARN – 10 MINUTES

Say, “Our story today is about the very last day of creation—the seventh day. God’s creation was ‘very good,’ but it was not quite done; it was missing something—something people needed. Let’s learn about God’s seventh day of creation.” Read from Genesis 2:1-3 (ICB).

¹ So the sky, the earth and all that filled them were finished. ² By the seventh day God finished the work he had been doing. So on the seventh day he rested from all his work. ³ God blessed the seventh day and made it a holy day. He made it holy because on that day he rested. He rested from all the work he had done in creating the world.

Say, “Wow! **God created all things**—even rest!”

Ask, “Do you think God was tired from creating everything? Do you think He needed rest? No! God does not get tired. Did you know that God created this day of rest for us? Nothing is too hard for God, but He knew we would need rest. We get tired from school and work so God created rest for us. The people of the Bible called this day of rest ‘the Sabbath,’ and it is the day God gave us to stop working and focus on Him.”

JOINING TO JESUS: “When we think of rest, sometimes we think it means taking a nap, but Jesus taught something different. Jesus said ‘Come to me, all of you who are tired and have heavy loads. I will give you rest’ (Matthew 11:28). The rest that we need the most does not come from napping or relaxing. It is a holy and spiritual rest that comes from spending time with Jesus.”

TRANSITION: Say, “When we need rest, and we feel tired, we can come to God—our Creator of rest. This week, pray that God would give you the rest you need. Let’s talk more about this!”

DISCUSS – 10 MINUTES

Say, “Who is ready to talk about our story?”

1. Who created all things?

Response: **God created all things.**

2. What did God create on the seventh day?

Response: He created a holy rest day—also called the Sabbath.

3. Why did God create a day of rest?

Response: He knew we needed it because we get tired.

4. Where do we find our rest?

Response: We have true rest by trusting God enough to stop working for one day each week. We find rest with Jesus as we spend time with Him.

5. Why do you think it is important to know that God created rest for us?

Response: God knows what we need. God cares about having a relationship with us. God does not need rest Himself; He can never be tired!

6. What do we learn about God in this story?

Response: **God created all things**, God made a perfect world, God does not need rest, God's creation is good, God loves us, God gave us the Sabbath as a gift of rest, etc.

TRANSITION: Say, "Great answers! **God created all things**—even rest! Let's do an activity to help us remember this."

RESPOND — 15 MINUTES

MATERIALS: | Creation Poster (From Weeks 1, 2, and 3) | Wall Tape (1 roll per child) | *Creation Label* (1 cut out per class) | *Creation Story Coloring Page* (1 per child) | Markers or Crayons |

Say, "Today we will finish our creation poster and do a final craft about creation. Let's get started."

INSTRUCTIONS:

1. Reread the Genesis 2:1-3, and then add the new label "rest" to your creation poster.
2. Then, hold up a container of markers or crayons and ask, "Which colors seem the most restful or relaxing?"
3. Use only the markers or crayons that the children choose to represent rest, and then let the kids color in the seventh day of the *Creation Story* coloring page with those colors.
4. Finally, let the kids color in the remainder of the *Creation Story* coloring page.

TRANSITION: Say, "What great reminders of our God's power and creativity! Remember, **God created all things!**"

MEMORIZE — 5 MINUTES

Say, "This is the last week with this month's memory verse. Remember, it is the very first verse in the whole Bible about God creating everything. Let's say it all together!"

"In the beginning (*hold up a number one*), **God created** (*pretend to hammer a nail*) **the heavens** (*point straight up with both hands*) **and the earth** (*point to the ground*)." **Genesis 1:1 (NIV)** (*hold your hands like a book*)

CHALLENGE: Talk about the verse with the students using the following questions:

1. What does "in the beginning" mean?
2. How does this verse make you feel?
3. What two things does this verse say God created?

REFLECT — 5 MINUTES

Say, **“God created all things!** What an amazing God we serve. Sometimes, we get so busy that we forget God made everything. He made the grass, the trees, the blue sky, the water, the sun, the moon, all the animals, us, and rest! Let’s thank God that He made everything, and it was all very good!”

SAMPLE PRAYER: “God, we love Your creation. Thank You for creating such a beautiful world for us. Thank You for creating me and everyone here. We love You! In Jesus’ name, Amen.”

RELEASE —

If there is extra time before parents arrive, have the children retell the Bible story, finish their coloring page, or recite the memory verse.

DAY LABELS

DAY 1

DAY 2







DAY 3






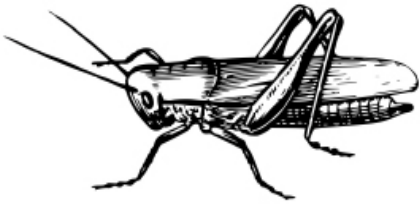


DAY 4

DAY 5



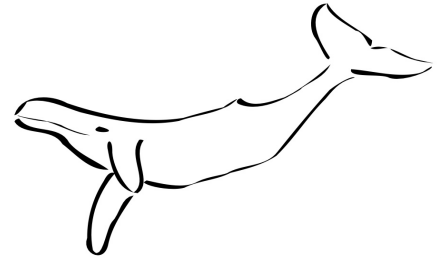



DAY 6








CREATION CARDS- TEAM A






CREATION CARDS- TEAM B






CREATION STORY

DAY 1




DAY 2




DAY 3




DAY 4



DAY 5



DAY 6



DAY 7





REST

**CREATION
LABEL**