



CREATOR

OF HEAVEN AND EARTH



ROOTED
IPHC KIDS' CURRICULUM
- EST. 2020 -

CREATOR

UNIT 7-CREATOR: OF HEAVEN AND EARTH

WRITER - TIFFANY CRISP
MANAGING EDITOR - KRISTI CAIN
EDITOR (PRE-K) - JENNIFER MCGHEE
DESIGNER - EMMALEE BELL



CREATOR

MONTHLY PREPARATION GUIDE

UNIT 7-PRE-K

In the *Creator* unit, we focus on the creation of the earth. Each week, the kids will be learning that God created all things—including themselves! The verse the class will be memorizing is found in Genesis 1:1—“In the beginning God created the heavens and the earth.” Be sure to emphasize that God is all-powerful. Join in with the children as they discover how the earth was formed.

WEEK 1

LESSON MATERIALS: Puzzle Piece (1 per class), Pipe Cleaners (6 per child), *4-Square Creation* Page (1 per child), Crayons

WEEK 2

LESSON MATERIALS: Puzzle Piece (1 per class), *Creation That Breathes* Page (1 per child), Dot Stickers (8 per child), Permanent Markers (1 per class), Crayons

WEEK 3

LESSON MATERIALS: Puzzle Piece (1 per class), Modeling Clay (1 can per child), *God Created You* Page (1 per child), Crayons

WEEK 4

LESSON MATERIALS: Puzzle Piece (1 per class), *Creation Wall Signs* (1 set per class), *Creation Story* Coloring Page (1 per child), Crayons

CREATION OF EARTH AND SPACE

BIBLE PASSAGE

Genesis 1:1-14, 16, 18-19 (ICB)

BIG IDEA

God created all things.

FOCUS VERSE

"In the beginning God created the heavens and the earth." Genesis 1:1 (NIV)

LESSON MATERIALS

| Puzzle Piece | Pipe Cleaners | *4-Square Creation Page* | Crayons |

GREET — 15 MINUTES

Connection questions to ask as the children arrive:

- Do you like to cook or bake? If so, what do you enjoy making?
- If you could buy any ONE thing, what would it be and why?

WORSHIP — 10 MINUTES

Choosing worship songs that go along with the monthly theme will deepen the children's understanding of the content you teach. Here are some related songs to incorporate into your worship time:

- "God is Creator" (Genesis 1:1-3) by Seeds Family Worship
- "The Maker" by Chris August
- "So Will I (100 Billion Times)" by Hillsong

PRAY — 5 MINUTES

Gather the children for prayer. Ask a volunteer to pray for the class.



TAKE A MOMENT TO EXPLAIN WHY WE PRAY. SAY, "PRAYER IS HOW WE TALK TO GOD AND GET TO KNOW HIM BETTER. YOU CAN TALK TO GOD JUST LIKE YOU TALK TO EACH OTHER. HE WANTS TO BE YOUR FRIEND!"

SAMPLE PRAYER: "God, we are so grateful that You want to be our friend and that You always listen to us. Help us know You better as we read Your Word. In Jesus' name, Amen."

REVIEW – 5 MINUTES**MATERIALS:** | Puzzle Piece |

BACKGROUND: Say, “For the last six months, we have talked about Jesus—His miracles, His stories, His death, His resurrection, and how He sent the Holy Spirit to help us. But today, we are going back to the very beginning. This ‘beginning’ is called the Old Testament—the part of the Bible before God sent Jesus to earth! We are going to learn about God, our Creator, and the very first story in the Bible. I cannot wait to discover what the world was like before Jesus came! Now, who wants to put up this week’s brand-new puzzle piece?”

TRANSITION: Say, “Let’s play a game before reading our first Creator story!”

ENGAGE – 10 MINUTES**MATERIALS:** | Pipe Cleaners (6 per child) |

Say, “Today, we are going to be creators! Are you ready to create some shapes out of pipe cleaners? Me too! I am excited to see how you use your imaginations to become creators!”

GAME GOAL: To create the object the teacher tells you to make.

HOW TO PLAY:

1. Give each student six pipe cleaners (one for each shape listed below).
2. The teacher will tell the children to be “creators” by making some fun shapes. Here are some of the shapes the kids can make:
 - Circle
 - Triangle
 - Square
 - Diamond
 - Heart
 - Your Choice
3. Using one pipe cleaner per shape, create the shapes (from above), one at a time, by bending the pipe cleaners.
4. Children can keep their pipe cleaner shapes to take home with them.

TRANSITION: Say, “Great job with your creations! You are a creator now! Let’s read a story about the most amazing Creator ever—God!”

LEARN – 10 MINUTES

Say, “Our story is about how God created the world! The story of God creating the world is one most people know. Has anyone heard it? I have too! Even though most of us have heard this story, let’s see if we can learn something new. In just a moment, we will be reading about the first four days of creation. Let’s listen for what God creates!” Read Genesis 1:1-14, 16, 18-19 (ICB).



IF IT IS SUNNY AND WARM OUTSIDE, TEACH YOUR LESSON OUTSIDE AND IN THE GRASS! AS YOU READ EACH THING CREATED BY GOD, PAUSE AND HAVE YOUR CLASS LOOK AROUND TO TRY TO FIND THAT THING.

READ THE PASSAGE BELOW OR TELL IT IN YOUR OWN WORDS.

¹ In the beginning God created the sky and the earth. ² The earth was empty and had no form... ³ Then God said, "Let there be light!" And there was light. ⁴ God saw that the light was good... ⁵ Evening passed, and morning came. This was the first day. ⁶ Then God said, "Let there be something to divide the water in two!" ⁷ So God made the air to divide the water in two. Some of the water was above the air, and some of the water was below it. ⁸ God named the air "sky." Evening passed, and morning came. This was the second day.

⁹ Then God said, "Let the water under the sky be gathered together so the dry land will appear..." ¹⁰ God named the dry land "earth." He named the water that was gathered together "seas..." ¹¹ Then God said, "Let the earth produce plants... And it happened..." ¹² God saw that all this was good. ¹³ Evening passed, and morning came. This was the third day. ¹⁴ Then God said, "Let there be lights in the sky to separate day from night. ¹⁵ He made the brighter light to rule the day. He made the smaller light to rule the night. He also made the stars. ¹⁶ God saw that all these things were good. ¹⁷ Evening passed, and morning came. This was the fourth day.

Say, "This was an amazing story! **God created all things!**"

Ask, "What are some of the things that God created on the first four days? In our story, we see that God created light, sky, dry ground, seas, plants, the sun, the moon, and stars! This all happened in the first four days of the world, and God said it was GOOD! Every day, God stopped to creating to say that His creation was good! Our perfect God was creating a perfect earth. I am so grateful that **God created all things!** Aren't you?"

JOINING TO JESUS: "Did you know that Jesus was with God in the beginning of creation (John 1:1-3)? The Bible says that all things were created through Jesus and for Jesus and that 'He is before all things' (Colossians 1:16-17). Jesus was with God in the beginning even though we do not hear His name."

TRANSITION: Say, "How cool is that? God's creation was so good! Let's see what else we can learn about our story!"

DISCUSS — 10 MINUTES

Say, "Who is ready to discuss our story?"

1. Who created all things?

Response: **God created all things.**

2. What was the very first thing God made (verse 3)?

Response: The first thing God made was light! (This is not light from the sun but light from God.)

3. Did God have to work hard to create everything?

Response: God did *not* have to work hard to make the heavens and the earth. God spoke, and it happened.

4. What did God make that came up from the ground?

Response: God made plants (trees, flowers, vegetables, bushes, etc.).

5. Why do you think this creation story is important for us to know?

Response: Answers will vary.

6. What do we learn about God in this story?

Response: **God created all things**, God made a perfect world, God's creation is good, God is good, God is powerful, God's voice is powerful, etc.

TRANSITION: Say, "Great job answering those questions. **God created all things**, and it was all good! Let's make a craft to help us remember our story!"

RESPOND — 15 MINUTES

MATERIALS: | 4-Square Creation Page | Crayons |

Say, "We talked about the first four days of creation in our story today, so we are going to be coloring a 4-Square Creation page. Who is ready to do some coloring?"

INSTRUCTIONS:

1. Give each person a 4-Square Creation page and crayons.
2. Let the kids color the 4-Square Creation page.



AS THE CLASS IS COLORING IN THE 4-SQUARE CREATION PAGE, REVIEW WHAT GOD CREATED ON EACH DAY BY REREADING TODAY'S PASSAGE.

TRANSITION: Say, "What great pictures! Now we can remember that **God created all things**, and it was all good."

MEMORIZE — 5 MINUTES

Say, "This month's memory verse is the very first verse in the entire Bible! When I read it, raise your hand if you have heard it before. Great! Let me read it a few more times and then we can practice it together."

"In the beginning (hold up a number one), God created (pretend to hammer a nail) the heavens (point straight up with both hands) and the earth (point to the ground)." Genesis 1:1 (NIV) (hold your hands like a book)

CHALLENGE: Break the verse into phrases to help with memorization. For example, first practice the phrase, "In the beginning." Then, recite, "In the beginning, God created..." Finally, practice the whole verse together.

REFLECT — 5 MINUTES

Say, "We learned so much today about what God created on the first four days of the world. We discovered that **God created all things**, which is why we call God our Creator. Over the next couple of weeks, we will be learning about the other days of creation too! What is your favorite part of God's creation? Who would like to pray for us before we go?"

SAMPLE PRAYER: *“God, we are so amazed by You! You created such wonderful things that we get to experience! Thank You! Help us to love Your creation more this week. In Jesus’ name, Amen.”*

RELEASE —

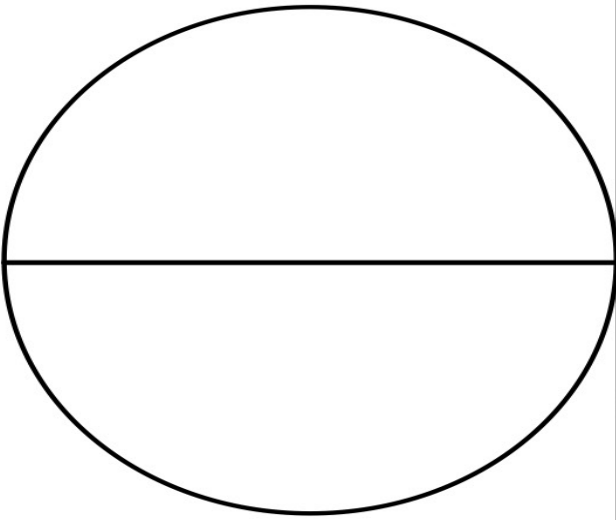
If there is extra time before parents arrive, replay the pipe cleaner game from the ENGAGE section. You could also have the children retell the Bible story to a partner using their *4-Square Creation* page. Download the Parent Guide to pass out to the parents/guardians as they pick up their children.

PARENT GUIDE GOALS:


1. It provides engaging questions and activities for families to continue discipleship at home.
2. It reviews what the children are learning each week.

4-SQUARE CREATION

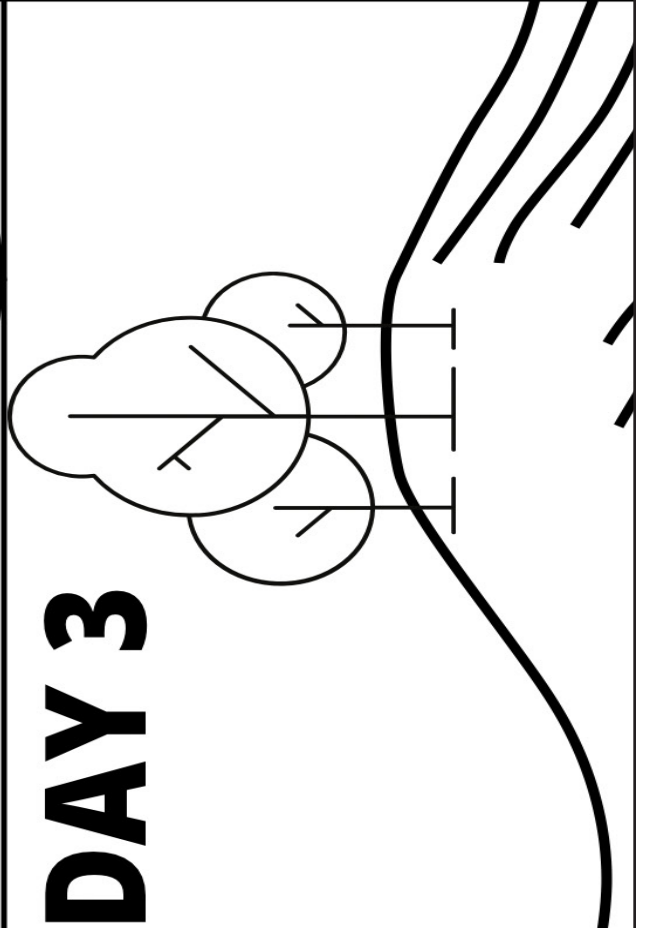
DAY 1




DAY 2



DAY 3



DAY 4





CREATION OF LAND AND WATER ANIMALS

BIBLE PASSAGE

Genesis 1:20-25 (ICB)

BIG IDEA

God created all things.

FOCUS VERSE

“In the beginning God created the heavens and the earth.” Genesis 1:1 (NIV)

LESSON MATERIALS

| Puzzle Piece | *Creation that Breathes* Page | Dot Stickers | Permanent Marker | Crayons |

GREET — 15 MINUTES

Connection questions to ask as the children arrive:

- What do you like best about school?
- Would you prefer to live somewhere really cold or really hot? Why?

WORSHIP — 10 MINUTES

If you have not changed up your worship music this month, ask your church’s worship leader about songs they sing that highlight God as the Creator or incorporate one of the following songs into your rotation. It is helpful to include songs that get the children’s minds ready for the lesson and this month’s theme—Creation.

- “God is Creator” (Genesis 1:1-3) by *Seeds Family Worship*
- “The Maker” by Chris August
- “So Will I (100 Billion Times)” by *Hillsong*

PRAY — 5 MINUTES

Gather the children for prayer. Ask a volunteer to pray for the class.



PAUSE BEFORE PRAYER AND ENCOURAGE YOUR STUDENTS TO GET IN A DIFFERENT POSTURE. FOR EXAMPLE, INVITE YOUR KIDS TO PRAY WHILE STANDING OR KNEELING. DO NOT FORGET TO MODEL WHAT YOU TEACH!

SAMPLE PRAYER: “God, we are so excited to hear more about You this week. Grow our love for You as we hear our lesson today! In Jesus’ name, Amen.”

REVIEW — 5 MINUTES**MATERIALS:** | Puzzle Piece |

BACKGROUND: Say, “Today, we are in the second part of our creation series called *Creator*. We are learning that **God created all things!** Who remembers some of the things God made from our lesson last week?”

- Day 1: Light
- Day 2: Water, Sky
- Day 3: Dry Ground, Seas, Plants, Trees
- Day 4: Sun, Moon, Stars

“On the first four days of creation, God created so many things, but nothing He created could breathe! In today’s lesson, we will talk about the creation that breathes. These are the fifth and sixth days of creation. Who would like to put up this week’s puzzle piece?”

TRANSITION: Say, “Let’s play a game together to get our minds ready for our story!”

ENGAGE — 10 MINUTES

Say, “Today’s game is called *Animal Charades*. Has anyone ever played *Charades* before? Awesome! I think you will do great. Let’s play it!”

GAME GOAL: To get the class to guess the correct animal that is being acted out.

HOW TO PLAY:

1. Choose one person to begin.
2. Tell that person to silently select one animal (any creature, bug, mammal, fish, bird, etc.).
3. Once he/she has their animal in mind, they will stand in front of the class and act out the animal they are thinking of without making any noises. Then, the class will make guess what animal is being acted out.



IT IS VERY COMMON FOR KIDS THIS AGE TO VOLUNTEER AND THEN GET IN FRONT OF THE OTHER KIDS AND FREEZE. IF THIS HAPPENS, JUST WHISPER AN ANIMAL INTO THE VOLUNTEER’S EAR.

4. When the animal is guessed correctly, the student will switch places with another student volunteer from the class. Play as time and interest allows.

TRANSITION: Say, “Nice job acting out those animals! That was fun! Today’s story explains the creation of all the animals on earth—even some of the ones you acted out! Let’s read about it.”

LEARN — 10 MINUTES

Say, “The story we will be reading today is about the fifth and sixth days of creation. It is all about the living creatures He made—the creation that breathes. Listen closely for the animals God created on days five and six!” Read Genesis 1:20-25 (ICB).

READ THE PASSAGE BELOW OR TELL IT IN YOUR OWN WORDS.

²⁰ Then God said, “Let the water be filled with living things. And let birds fly in the air above the earth.” ²¹ So God created the large sea animals. He created every living thing that moves in the sea. The sea is filled with these living things... God also made every bird that flies... God saw that this was good. ²² God blessed them and said, “Have many young ones and grow in number. Fill the water of the seas, and let the birds grow in number on the earth.” ²³ Evening passed, and morning came. This was the fifth day.

²⁴ Then God said, “Let the earth be filled with animals. And let each produce more of its own kind. Let there be tame animals and small crawling animals and wild animals. And let each produce more of its kind.” And it happened.

²⁵ So God made the wild animals, the tame animals and all the small crawling animals to produce more of their own kind. God saw that this was good...

Say, “What a remarkable story! **God created all things**, didn’t He?”

Ask, “What are some of the creatures God could have created on the fifth and sixth days of creation? We learned that God created fish, birds, tame animals, wild animals, and crawling animals. He made everything that breathes! Did you notice that God said all the animals were GOOD? That was the same thing He said about the other days of creation! God also did something special to the animals. He created them, but then He blessed all the animals to grow and fill the whole earth. Isn’t it amazing how God created all things, even all the animals!”

JOINING TO JESUS: “God blessed the animals and told them to multiply and fill the whole earth. Much later in the Bible, in the Feeding of the 5,000, Jesus blessed and multiplied the fish and bread to feed many, many people. (Matt. 14:17-21). Jesus could do this because He is God and has the power to create!”

TRANSITION: Say, “The most important thing to remember is that **God created all things!**”

DISCUSS – 10 MINUTES

Say, “Who is ready to talk about our story?”

1. Who created all things?

Response: **God created all things.**

2. After God finished creating, He called His creation something. What did He call it?

Response: God called everything “good” because it was perfect. Nothing in creation was made by mistake.

3. What did God create on day five? What did He make on day six?

Response: On day five, God created birds and sea creatures. On day six, God created land animals and crawling creatures.

4. Why do we need to know that it was God who created the animals?

Response: Answers will vary.

5. Which animal (that God created) are you most thankful for?

Response: Answers will vary.

6. What do we learn about God in this story?

Response: **God created all things**, God made the animals, God made a perfect world, God's creation is good, God blessed the animals, God does not make mistakes, etc.

TRANSITION: Say, "Great discussion today! It is amazing that **God created all things!** Let's do an activity to help us remember our story."

RESPOND — 15 MINUTES

MATERIALS: | *Creation that Breathes* Page (1 per child) | Dot Stickers (8 per child) | Permanent Marker (1 per class) | Crayons |

Say, "Now, we are going to reread our story and label which day each animal was created. Let's do it all together."



USING THE PERMANENT MARKER, WRITE THE NUMBERS ON THE DOT STICKERS BEFORE CLASS STARTS. EACH CHILD NEEDS FOUR STICKERS WITH THE NUMBER "5" ON THEM AND FOUR STICKERS WITH THE NUMBER "6" ON THEM.

INSTRUCTIONS:

1. Give each child a *Creation that Breathes* page, dot stickers (with 5's and 6's on them), and crayons.
2. Locate all the animals that were created on day five and stick a "5" sticker next to them (fish, whale, bird, owl).
3. Then, locate all the animals that were created on day six and stick a "6" sticker next to them (tiger, elephant, ladybug, spider).
4. Allow the children to color in the animals after the creation day stickers have been placed on them.

TRANSITION: Say, "These animal pictures can be used to help us remember what God created on days five and six, and it can also help us remember that **God created all things!**"

MEMORIZE — 5 MINUTES

Say, "The verse for this month is one of the most well-known verses in the Bible since it is the very first one!" Read the verse to the class, practice it with actions, and then ask for volunteers to recite it on their own.

"In the beginning (hold up a number one), **God created** (pretend to hammer a nail) **the heavens** (point straight up with both hands) **and the earth** (point to the ground)." **Genesis 1:1 (NIV)** (hold your hands like a book)

CHALLENGE: To help remember the month's memory verse, play the song, "God is Creator" by *Seeds Family Worship*.

REFLECT — 5 MINUTES








Say, "Today, we learned about days five and six of creation and how God blessed the things He created that had breath (or could breathe). Next week, we get to talk about the most special thing that God created. Remember, **God created all things**. Let's pray!"

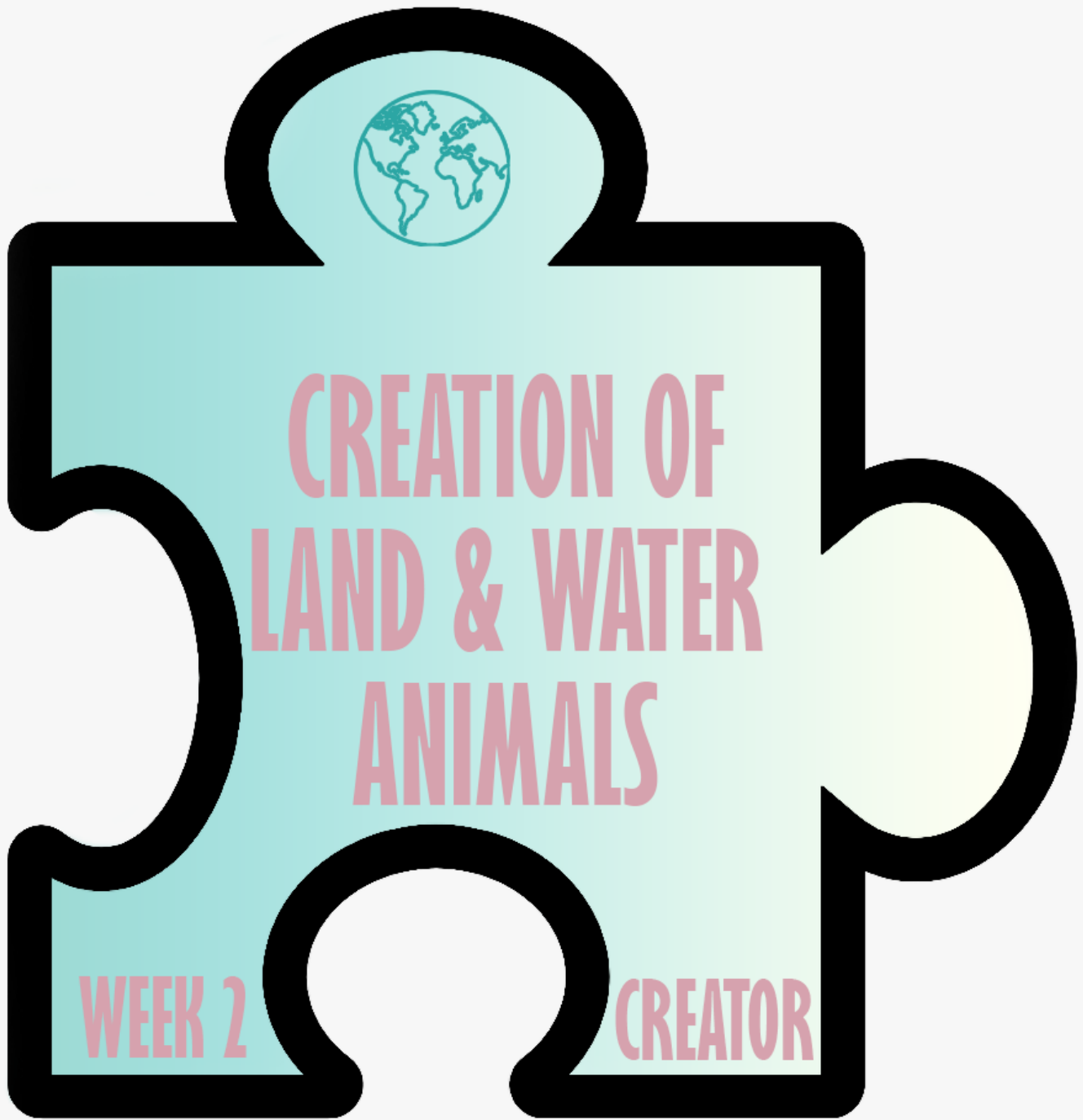
SAMPLE PRAYER: *"God, You create all things! We are so grateful you made the animals so special. When we look at these creatures, help us remember how powerful and great You are. In Jesus' name, Amen."*

RELEASE —

If there is extra time before parents arrive, replay *Animal Charades*, review the memory verse, discuss the creation events from days one to six, etc.

CREATION THAT BREATHES





CREATION OF PEOPLE

BIBLE PASSAGE

Genesis 1:26-28, 31 (ICB)

BIG IDEA

God created all things.

FOCUS VERSE

“In the beginning God created the heavens and the earth.” Genesis 1:1 (NIV)

LESSON MATERIALS

| Puzzle Piece | Modeling Clay | *God Created You* Page | Crayons |

GREET — 15 MINUTES

Connection questions to ask as the children arrive:

- Who is your hero?
- Are you more afraid of creepy, crawly things (like spiders) or slithery things (like snakes)?

WORSHIP — 10 MINUTES

If you have the opportunity, start outside today. Explain that we worship the Lord when we sing to Him, but we also worship when we take time to be amazed by His creation (Psalm 8:3-9). Ask the kids to point out some of the things they see in nature that remind them how powerful, creative, and awesome our God is.

PRAY — 5 MINUTES

Gather the children in a circle, and pray over them before you teach.

SAMPLE PRAYER: *“God, we love You! Thank You for giving us the Bible so we can know You. Please keep teaching us new things about Yourself. In Jesus’ name, Amen.”*

REVIEW — 5 MINUTES

MATERIALS: | Puzzle Piece |

BACKGROUND: Say, “This month, we have been learning about God, who created all things! We are in our series called, *Creator*. Two weeks ago, we talked about the first four days of creation when God made light, sky, dry ground, seas, plants, the sun, the moon, and stars. Then last week, we discovered that God created the fish, birds, and all land animals on days five and six. But I have a surprise for you! God did not

just make land animals on day six. He also made his most special creation! Before we learn what that is, we need to put our new puzzle piece on the wall.”

TRANSITION: Say, “Who wants to play a game?”

ENGAGE – 10 MINUTES

MATERIALS: | Modeling Clay (1 can per child) |

Say, “Today we are going to be creators. Who can tell me what creating is? Right! Creating is making something. Let’s start!”



IF ANYONE HAS ALLERGIES TO THE MODELING CLAY, ALLOW THEM TO USE BUILDING BLOCKS OR LEGOS INSTEAD.

GAME GOAL: To create anything they want to with the modeling clay.

HOW TO PLAY:

1. Give everyone a can of modeling clay.
2. Tell the kids they will have ten minutes to shape and create new things with the clay.



IT MAY HELP TO INSTRUCT YOUR CLASS TO MAKE CERTAIN THINGS WITH THEIR CLAY LIKE A TV, DOLPHIN, PERSON, HOUSE, APPLE, ETC.

MODIFICATION: If you are wanting more structure or more competition to this activity, we encourage playing the game, *Guess What I Made*. To play, put the kids into pairs and give only one partner modeling clay. Secretly, give the partners with the clay an object to create. The other partner must watch what their partner is creating and try to guess what it is. Each person will have one minute to create the object. Once the minute is up, the partner must guess what they think the object is. The team gets a point if the object is guessed correctly.

TRANSITION: Say, “What great creations! Let’s read about the last thing God created on day six.”

LEARN – 10 MINUTES

Say, “On day six, God made all the animals of the world, but that is not the only thing He made that day. He also made people! God saved His best creation for last! Let’s listen closely to see if we can figure out why people are the best part of His creation.” Read Genesis 1:26-28, 31 (ICB).



READ WITH EXPRESSION TO KEEP KIDS ENGAGED.

READ THE PASSAGE BELOW OR TELL IT IN YOUR OWN WORDS.

26 Then God said, “Let us make human beings in our image and likeness. And let them rule over the fish in the sea and the birds in the sky. Let them rule over the tame animals, over all the earth and over all the small crawling animals on the earth.” 27 So God created human beings in his image. In the image of God he created them. He created them male and female. 28 God blessed them and said, “Have many children and grow in number. Fill the earth and be its master. Rule over the fish in the sea and over the birds in the sky. Rule over every living thing that moves on the earth.”

31 God looked at everything he had made, and it was very good. Evening passed, and morning came. This was the sixth day.

Say, “Wow! **God created all things**, but He made humans the most special of all.”

Ask, “*Why was the sixth day of creation so special?* God created people! He created us different and special. The Bible says that He made us to be like Him (Genesis 1:26). We were also made to take care of God’s perfect creation! Think about that. The God who created the whole earth trusted us to take good care of His earth! Nothing else God created was trusted with such a wonderful job. God must really have made you and me special. I am so grateful **God created all things**—even you and me!”

JOINING TO JESUS: *God made us perfect in every way, but we make mistakes. This means that we are not perfect anymore, but that is why we need Jesus. Jesus was sent to earth to be perfect. Jesus showed us how we can be perfect again—with God’s help, through the Holy Spirit.*

TRANSITION: Say, “Let’s see what else we can discover about our story!”

DISCUSS — 10 MINUTES

Say, “Who is ready to talk about it?”

1. Who created all things?

Response: **God created all things.**

2. What did God create humans to do?

Response: God created us to take care of (or rule) the world He made. This includes the plants, oceans, and lakes, as well as all the animals in the world.

3. God called all of His creation, “very good.” How is that different from what He said after every other day?

Response: God called everything “good” until the sixth day. After He made humans, God said His creation was “very good.” Everything was perfect.

4. Why is it important for us to know that God created us?

Response: Answers will vary.

5. How do we know that God loves and trusts us?

Response: Answers will vary.

6. What do we learn about God in this story?

Response: **God created all things**, God made a perfect world, God’s creation is very good, God trusts us, God loves us, God made us to be like Him, etc.

TRANSITION: Say, "Great job answering those questions! **God created all things!** Let's make a craft to help us remember our story."

RESPOND — 15 MINUTES

MATERIALS: | *God Created You* Page | Crayons |

Say, "Today, we are going to do a craft to remind us that **God created all things**, BUT that we are God's most special part of creation!"

INSTRUCTIONS:

1. Give everyone a *God Created You* Page and crayons.
2. Every kid will draw a picture of themselves in the box to remind themselves that God created them!

TRANSITION: Say, "Now, we can remember that **God created all things**, including us!"

MEMORIZE — 5 MINUTES

Say, "Who remembers what this month's memory verse is about? Right! It is about how **God created all things!** Let's practice it together."

"In the beginning (hold up a number one), God created (pretend to hammer a nail) the heavens (point straight up with both hands) and the earth (point to the ground)." Genesis 1:1 (NIV) (hold your hands like a book)

CHALLENGE: Play a game of *Hopscotch* to help the kids remember the verse. Make a *Hopscotch* outline on the floor with blue painter's tape. Tell all the kids to jump on each of the *Hopscotch* squares and say their memory verse while they are jumping. If the kids cannot remember the verse, have the whole class recite the verse while one person jumps through the *Hopscotch* board.

REFLECT — 5 MINUTES


Say, "It is so exciting to know that God considers us to be His favorite part of creation and that He made us to be like Him! Do not forget, **God created all things!** Next week, we will be learning about the seventh and final day of creation where God created something we NEED and not something we can see. Who would like to pray for us?"

SAMPLE PRAYER: "God, we are so thankful You created us to be like You! We are also grateful You sent Jesus to save us. Help us see and know Your love more and more every single day. In Jesus' name, Amen."

RELEASE —

If there is extra time before parents arrive, you could have the children practice retelling the Bible story to a partner. Encourage the kids to use their *God Created You* page from the RESPOND section to help themselves.

GOD CREATED YOU





CREATION OF PEOPLE

WEEK 3

CREATOR

CREATION OF REST

BIBLE PASSAGE

Genesis 2:1-3 (ICB)

BIG IDEA

God created all things.

FOCUS VERSE

“In the beginning God created the heavens and the earth.” Genesis 1:1 (NIV)

LESSON MATERIALS

| Puzzle Piece | *Creation Wall Signs* | Tape | *Creation Story Coloring Page* | Crayons |

GREET — 15 MINUTES

Connection questions to ask as the children arrive:

- What do you hope your life will be like when you are a teenager?
- What do you want to be when you grow up?

WORSHIP — 10 MINUTES

This is the final week of our unit highlighting God as our Creator. Take time to reflect and remember that **God created all things** and that He is worthy of our praise! As you begin your time of worship, read this verse aloud: *“But ask the animals, and they will teach you. Or ask the birds of the air, and they will tell you. Speak to the earth, and it will teach you. Or let the fish of the sea tell you. Every one of these knows that the hand of the Lord has done this. The life of every creature and the breath of all people are in God’s hand.”* (Job 12:7-10)

Use the list of songs below to emphasize this month’s big idea:

- “God is Creator” (Genesis 1:1-3) by *Seeds Family Worship*
- “The Maker” by Chris August
- “So Will I (100 Billion Times)” by *Hillsong*

PRAY — 5 MINUTES

Gather the children for prayer.



START WITH A PRAYER OF THANKFULNESS. ASK EVERYONE TO CHOOSE SOMETHING FROM CREATION FOR WHICH THEY ARE ESPECIALLY THANKFUL FOR. THEN, GO IN A CIRCLE AND HAVE EACH PERSON THANK GOD FOR CREATING THAT SPECIAL THING.

SAMPLE PRAYER: “God, we love Your creation! Thank You for making trees, water, the sky, clouds, and everything else we see in nature. You are amazing! Help us love You more in Jesus’ name, Amen.”

REVIEW – 5 MINUTES**MATERIALS:** | Puzzle Piece |**BACKGROUND:** Say, “Today is the last day in our series called *Creator*. The Bible teaches us that **God created all things!** Who can tell me some of the good things God has created?”

- Days 1-4: Light, sky, dry ground, seas, plants, the sun, the moon, stars
- Days 5-6: Fish, birds, land animals
- Day 6: Humans

“Great job! He created all of those things with just a word. The lesson we will focus on now is about the seventh and final day of creation. God did not create anything that we can see on the seventh day, but He did create something we NEED. Let’s learn about what that is! Who wants to put up our last puzzle piece?”

TRANSITION: Say, “It is time to play a game about God’s perfect creation!”**ENGAGE – 10 MINUTES****MATERIALS:** | *Creation Wall Signs* (1 set per class) | *Creation Cards* (1 set per class) | Tape (1 roll per class) |

Say, “Today, we are going to play a game called *Creation Dash!* Who is ready to do some running? Yay! Let’s play!”



PRIOR TO THE START OF CLASS, HANG UP THE *CREATION WALL SIGNS* AROUND THE ROOM.

GAME GOAL: To figure out what day each creation was created and run to the correct *Creation Wall Sign*.**HOW TO PLAY:**

1. Hang the *Creation Wall Signs* around the room (making sure to spread them out at least eight feet away from each other).
2. The leader will call out a created item from a *Creation Card* and the class will try to decide which day it was created on. Each person must choose a day, run to it, and stand by the corresponding *Creation Wall Sign*.

MODIFICATION: If the kids do not remember which days of creation are which, help them by using this guide:

- | | |
|---|--|
| - Day 1: Light | - Day 4: Sun, Moon, Stars |
| - Day 2: Sky, Water | - Day 5: Fish, Birds |
| - Day 3: Dry Ground, Seas, Plants, Seas | - Day 6: Land Animals, Creatures, Humans |

TRANSITION: Say, “Great job playing *Creation Dash!* You guys are fast! Let’s read our last story about creation.”**LEARN – 15 MINUTES**

Say, “Our story today is about the very last day of creation—the seventh day. Everything God created was perfect and ‘very good’! Now, we will learn about the thing God made that we cannot see but the thing we

NEED—rest. Rest can be another way of saying relaxing or sleeping.” Read from Genesis 2:1-3 (ICB).

READ THE PASSAGE BELOW OR TELL IT IN YOUR OWN WORDS.

¹ So the sky, the earth and all that filled them were finished. ² By the seventh day God finished the work he had been doing. So on the seventh day he rested from all his work. ³ God blessed the seventh day and made it a holy day. He made it holy because on that day he rested. He rested from all the work he had done in creating the world.

MODEL IT: Show the kids what resting looks like—lay down on your back, relax your muscles, close your eyes, and breathe. After you have modeled resting, ask the kids to try it with you while you reread the passage about God creating rest.

Say, “Wow! **God created all things**—even rest!”

Ask, “Do you think God was tired from creating everything? Do you think He needed rest? No! God cannot get tired. Did you know that God created this day of rest for us? Nothing is too hard for God, but He knew we would need rest from our school, jobs, and work. Raise your hand if you know a time when your body needed to rest? The people of the Bible called God’s day of rest ‘the Sabbath’ (or Sunday). It is the day of rest God gave us to stop working and focus on Him.”

JOINING TO JESUS: *“Many people in the Bible were tired and needed God’s rest. When Jesus came, He taught that we can have His rest (Matthew 11:28). Jesus gives us the real rest that we need. The rest that we need the most does not come from napping. It is Jesus’ rest!”*

TRANSITION: Say, “When we need rest, and we feel tired, we can pray to Jesus. This week, remember how important rest is and that God created it for you!”

DISCUSS — 10 MINUTES

Say, “Who is ready to talk about our story?”

1. Who created all things?

Response: **God created all things.**

2. What did God create on the seventh day?

Response: He created a holy rest day—the Sabbath (Sunday).

3. Why did God create a day of rest?

Response: He knew we needed rest from all our school, work, and jobs.

4. Why do you think it is important to know that God created rest for us (and not for Himself)?

Response: God does not ever need rest Himself. He can never get tired like we do!

5. What do we learn about God in this story?

Response: **God created all things**, God made a perfect world, God doesn’t need rest, God’s creation “very good,” God loves us, God gave us Sunday as a day of rest, etc.

TRANSITION: Say, “Great answers! **God created all things**—even rest! Let’s do an activity to help us.”

RESPOND — 15 MINUTES

MATERIALS: | *Creation Story Coloring Page* (1 per child) | Crayons |

Say, "Today, we will do a final craft about creation. Let's get started."

INSTRUCTIONS:

1. Hold up a container of crayons and ask, "Which colors seem most restful or relaxing?" Let them use the colors they chose, and have them color in the seventh day of their *Creation Story* coloring page with those colors.
2. Instruct the kids to color the remainder of the *Creation Story* coloring page to refresh their minds on all of God's creation.

TRANSITION: Say, "What great reminders of our God's power! He is so good! Remember, **God created all things.**"

MEMORIZE — 5 MINUTES

Say, "This is the last week with this month's memory verse. Let's say it all together!"

"In the beginning (hold up a number one), God created (pretend to hammer a nail) the heavens (point straight up with both hands) and the earth (point to the ground)." Genesis 1:1 (NIV) (hold your hands like a book)

CHALLENGE: Talk about the verse with the students using the following questions:

1. What two things does this verse say God created?
2. How does this verse make you feel?

REFLECT — 5 MINUTES

Say, "**God created all things!** What an amazing God we serve. Sometimes, we get so busy that we forget God made everything. He made the grass, the trees, the blue sky, the water, the sun, the moon, all the animals, and us! Let's thank God together that He made everything, and it was all very good!"

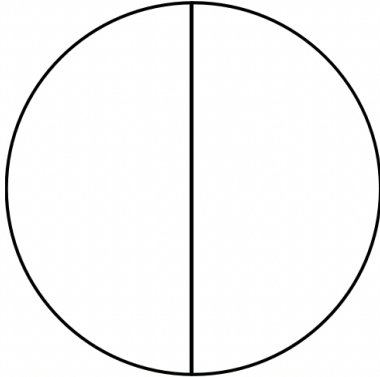
SAMPLE PRAYER: "God, we love Your creation. Thank You for creating such a beautiful world for us. Thank You for creating me and everyone here. We love You! In Jesus' name, Amen."

RELEASE —


If there is extra time before parents arrive, have the children retell the Bible story, finish their color page, or recite the memory verse.

CREATION STORY

DAY 1




DAY 2




DAY 3




DAY 4



DAY 5



DAY 6



DAY 7



zzZ

