



THE FALL

WHEN SIN ENTERS THE WORLD



ROOTED
IPHC KIDS' CURRICULUM
- EST. 2020 -

THE FALL

UNIT 8-THE FALL: WHEN SIN ENTERS THE WORLD

WRITER - TIFFANY CRISP
MANAGING EDITOR - KRISTI CAIN
EDITOR (PRE-K) - JENNIFER MCGHEE
DESIGNER - EMMALEE BELL



THE FALL

MONTHLY PREPARATION GUIDE

UNIT 8-ELEMENTARY

In *The Fall* unit, we focus on the sin that entered the world in the beginning. Each week, the kids will be learning that God is kind to us, even when we sin. The verse the class will be memorizing is found in Psalm 103:8—“The Lord shows mercy and is kind. He does not become angry quickly.” Be sure to emphasize God’s kindness and great mercy for each child. Join in with the children as they discover the sadness of sin but also the kindness of God.

WEEK 1

LESSON MATERIALS: Puzzle Piece (1 per class), “Stop” and “Go” Signs (Optional-1 set per class), *Adam and Eve* Page (1 per child), Felt Sheets/Construction Paper/Tissue Paper (1 sheet per child), Glue Sticks, Scissors, Markers or Crayons

WEEK 2

LESSON MATERIALS: Puzzle Piece (1 per class), *Footprints* (1 set per team), Cardstock (3 pieces per set of *Footprints*), Scissors, Masking or Painter’s Tape (1 roll per class), *Cain* Page (1 per child), Yarn (1 2” strand per child), Glue Sticks, Markers or Crayons

WEEK 3

LESSON MATERIALS: Puzzle Piece (1 per class), Blankets or Tarps (2 per class), *Noah’s Ark* Page (1 per child), Popsicle Sticks or Toothpicks (1 handful per child), Glue Sticks, Markers or Crayons

WEEK 4

LESSON MATERIALS: Puzzle Piece (1 per class), Disposable Cups (30 cups per 4-5 people), Timer (1 per class), *Tower of Babel* Page (1 per child), *Speech Bubbles* Page (1 set per child), Scissors, Glue Sticks, Markers or Crayons

ADAM & EVE'S SIN

BIBLE PASSAGE

Genesis 2:15-17; 3:1, 6-10, 21 (ICB)

BIG IDEA

God is kind, even when we sin.

FOCUS VERSE

"The Lord shows mercy and is kind. He does not become angry quickly." Psalm 103:8 (ICB)

LESSON MATERIALS

| Puzzle Piece | "Stop" and "Go" Signs (Optional) | *Adam and Eve* Page | Felt Sheets, Construction Paper, or Tissue Paper | Glue Sticks | Scissors | Markers or Crayons |

GREET — 15 MINUTES

Connection questions to ask as the children arrive:

- If you could have any pet, which one would you choose?
- What is your favorite thing to read (chapter books, comic books, science books, etc.)?

WORSHIP — 10 MINUTES

This month's focus is on God's mercy and kindness. Connect your worship time to this theme with songs highlighting God's faithfulness and forgiveness. Use the songs listed below as you search for the right music for your children's ministry.

- "Goodness and Mercy" by Michael Farren
- "Goodness of God" by Bethel
- "Let Your Mercy Rain" by Chris Tomlin

PRAY — 5 MINUTES

Pray for the day. Gather your children in a circle and ask a volunteer to pray before you begin the lesson.

SAMPLE PRAYER: "God, thank You for being with us today. You are so good and kind even when we hurt Your heart with our sin. Thank You for faithfully forgiving us. We love You. In Jesus' name, Amen."

REVIEW — 5 MINUTES

MATERIALS: | Puzzle Piece |

BACKGROUND: Say, “Raise your hand if you remember what we learned last month. Yes! We talked about all the things God created. What were some of those things? Yes! And everything God created was good! God created a perfect world, but it did not stay perfect for long. This month, we are talking about what happened to God’s perfect creation. Our series is called *The Fall: When Sin Enters the World*. In this unit, we will be talking a lot about God’s kindness and mercy. Mercy means choosing to show kindness even when someone does not deserve it. Who wants to put up the first puzzle piece for this new series?”

TRANSITION: Say, “Let’s play a game together before we read our story!”

ENGAGE — 10 MINUTES

MATERIALS: | “Stop” and “Go” Signs (Optional) |

Say, “We are going to be playing *Red Light, Green Light*. Who knows how to play this game? Great. Let’s talk about the rules!”

GAME GOAL: To make it from one end of the room to the other while following the directives of the leader.

HOW TO PLAY:

1. Choose one person to be the leader. Everyone else will follow the leader’s directives.
2. The leader will stand on the opposite side of the room from everyone else and will give instructions on when the children should move forward or stop using the “*Stop*” and “*Go*” signs. (The leader can also simply state “stop” and “go” instead of using the signs.)
3. Each child will try to get to the leader by following his/her commands.
4. If the kids do not follow the directives immediately, they must go back to where they started.
5. Play as time allows, switching leaders with each game.

MODIFICATION: At the start of each game, declare a new rule for how the followers must get to the leader. For example, the children can skip, hop, walk backward, crawl, crab walk, dance, wiggle, take gigantic steps, take tiny steps, etc.

TRANSITION: Say, “Great job playing *Red Light, Green Light*! The story we are reading today is about what God said His people could do (‘Green Light’) and what He commanded them not to do (‘Red Light’). Let’s read about it.”

LEARN — 15 MINUTES

Say, “Today, our story is about Adam and Eve. Has anyone heard of Adam and Eve before? Great! When God created the world, He made everything perfect! Everything was ‘very good’ until Adam and Eve’s sin. Let’s listen to God’s Word to figure out what stopped the world from being perfect and how God showed kindness and mercy anyways.” Read Genesis 2:15-17 and Genesis 3:1, 6-10, 21 (ICB).



THIS IS A WELL-KNOWN STORY, SO KEEP THE KIDS ENGAGED BY ASKING THEM TO LISTEN FOR:

1. WHEN GOD SHOWS MERCY/KINDNESS.
2. HOW GOD’S PERFECT WORLD IS RUINED.

¹⁵ The Lord God put the man in the garden of Eden to care for it and work it. ¹⁶ The Lord God commanded him, "You may eat the fruit from any tree in the garden. ¹⁷ But you must not eat the fruit from the tree which gives the knowledge of good and evil. If you ever eat fruit from that tree, you will die!" ¹ One day the snake spoke to the woman. He said, "Did God really say that you must not eat fruit from any tree in the garden?"

⁶ The woman saw that the tree was beautiful. She saw that its fruit was good to eat and that it would make her wise. So she took some of its fruit and ate it. She also gave some of the fruit to her husband who was with her, and he ate it. ⁷ Then, it was as if the man's and the woman's eyes were opened. They realized they were naked. So they sewed fig leaves together and made something to cover themselves. ⁸ Then they heard the Lord God walking in the garden... And the man and his wife hid from the Lord God among the trees in the garden. ⁹ But the Lord God called to the man. The Lord said, "Where are you?" ¹⁰ The man answered, "I heard you walking in the garden. I was afraid because I was naked. So I hid." ²¹ [Then] The Lord God made clothes from animal skins for the man and his wife. And so the Lord dressed them.

Say, "This is the story that tells us how sin entered the world. God's perfect creation was made imperfect (or ruined) by Adam and Eve's sin."

Ask, "What sin did Adam and Eve commit?"

"Adam and Eve ate from the forbidden tree, but God did something surprising when they sinned. He did not leave them, but instead, God showed kindness. Did you hear the part where God showed Adam and Eve mercy? Adam and Eve sinned, found out they were naked, and hid from God. Then, they tried to make themselves clothes out of leaves, but that did not work very well, so God made them clothes instead! This story teaches us that **God is kind, even when we sin!**"

JOINING TO JESUS: "God showed mercy to Adam and Eve, and God showed us mercy by sending His Son Jesus! This was the greatest kindness God could ever give. God covered Adam and Eve's bodies, so they did not have to be ashamed, and Jesus 'covers' us too! He covered our sinful hearts with His shed blood. Because Jesus died for the sins we should have, His 'covering' can bring us back to God."

TRANSITION: Say, "I am so grateful that God was kind to Adam and Eve when they sinned, and that **God is kind, even when we sin** too."

DISCUSS — 10 MINUTES

Say, "Our lesson today was so powerful! Let's talk about it."

1. Who is kind when we sin?

Response: **God is kind, even when we sin.**

2. What did God tell Adam and Eve not to do?

Response: God told Adam and Eve not to eat from the Tree of the Knowledge of Good and Evil.

3. How did sin spread from Eve to Adam?

Response: Eve offered the fruit to Adam, and he took and ate it.

4. What did Adam and Eve realize after they ate the fruit?

Response: They realized they were naked and felt ashamed of themselves. They hid from God.

5. How did God show mercy/kindness to Adam and Eve?

Response: God showed them mercy by making clothes for them out of animal skins. He gave them better clothes than what they made for themselves.

6. How did God show us kindness with Jesus?

Response: God showed us His kindness by sending His only Son, Jesus, to take the punishment for our sins. Jesus covered our sins with His blood.

7. What does this story tell us about God?

Response: **God is kind, even when we sin**, God knows everything, God takes care of us, God wants to protect us, etc.

TRANSITION: Say, "Great discussion! Let's work on a craft that will help us remember that **God is kind, even when we sin**, just like He was to Adam and Eve."

RESPOND — 15 MINUTES

MATERIALS: | *Adam and Eve* Page (1 per child) | Felt Sheets, Construction Paper, or Tissue Paper (1 sheet per child) | Glue Sticks | Scissors | Markers or Crayons |

Say, "Remember how God was merciful to Adam and Eve by making them clothes after they had sinned and hid from God? Well, today we will be making clothes for Adam and Eve, just like God did, to remind us of God's mercy."

INSTRUCTIONS:

1. Give each child an *Adam and Eve* page, a felt sheet (or construction paper or tissue paper), scissors, and a glue stick.
2. Have each child cut out an outfit for Adam and Eve using the felt squares and glue them on their bodies. (Another way to make the clothes is to cut out many little pieces and glue them on Adam and Eve's bodies to cover them.)
3. Finally, the kids will color in the remainder of the *Adam and Eve* page.

TRANSITION: Say, "Do not forget, **God is kind, even when we sin**. He loves you just as much as He loved Adam and Eve."

MEMORIZE — 5 MINUTES

Say, "This month, we are learning a verse about God's mercy and kindness. I am going to read it first, and then we will say it together."

“The Lord (*point up*) **shows mercy and is kind** (*show the sign for “love” by crossing your arms across your chest*). **He does not** (*shake head “no”*) **become angry** (*make an angry face and put your hands on your hips*) **quickly.” Psalm 103:8 (ICB)**

CHALLENGE: Your excitement for verse memorization will be contagious. When reciting the verse, make sure you are working on memorizing it as well. This will convey that verse memorization is important to you too.

REFLECT — 5 MINUTES

Say, “God had mercy on Adam and Eve by making them clothes when they disobeyed (or sinned against) Him. **God is kind, even when we sin** too. This week, remember that mercy is not something we deserve, but something that God gives us out of His great love for us. Look for the ways God has kindness on you when you do things that are wrong and hurt His heart. Remember, God gives you mercy because He loves you so much. **God is kind, even when we sin.**”



THIS IS A GREAT TIME TO ASK YOUR STUDENTS TO THINK OF WAYS THAT GOD HAS ALREADY SHOWN THEM MERCY.

SAMPLE PRAYER: “God, thank You for being merciful to us. We know we don’t deserve it. Help us be more and more aware of Your love. In Jesus’ name, Amen!”


RELEASE —

If there is extra time, replay *Red Light, Green Light*, review the story, allow the children to ask questions about the lesson, etc. When parents arrive, give them a copy of the monthly Parent Guide (downloadable).

PARENT GUIDE GOALS:

1. It provides engaging questions and activities for families to continue discipleship at home.
2. It reviews what the children are learning each week.

ADAM AND EVE









CAIN'S SIN

BIBLE PASSAGE

Genesis 4:6-10, 12-15 (ICB)

BIG IDEA

God is kind, even when we sin.

FOCUS VERSE

"The Lord shows mercy and is kind. He does not become angry quickly." Psalm 103:8 (ICB)

LESSON MATERIALS

| Puzzle Piece | *Footprints* | Cardstock | Scissors | Tape (Masking or Painters) | *Cain* Page | Yarn | Glue Sticks | Markers or Crayons |

GREET — 15 MINUTES

Connection questions to ask as the children arrive:

- If you could change the world, what would you change and why?
- What is your favorite holiday?

WORSHIP — 10 MINUTES

Deciding whether to begin worship in the classroom or the main service is a big decision. Your Children's Pastor and other church leadership need to make the decision that best fits the mission and vision of your church, but here are a few advantages of both to consider:

Advantages of doing the entire children's service separately-

- 1) The music is age-specific, and thus, children are more likely to understand the lyrics.
- 2) Worshipping this way may allow children to move around more – and children were made to move!
- 3) Children will probably enjoy the music more if it is geared to them.
- 4) It can be a lot easier to have everyone begin and end together. Safety concerns may be more challenging to manage if children leave during the main service.

Advantages of children staying with their families for worship-

- 1) They learn to worship by watching their parents and other adults.
- 2) Kids spend time in the main service, so when the time comes for them to "graduate," they are more prepared.
- 3) Some statistics suggest that children who attend worship with their families are less likely to leave church later.
- 4) Parents grow in the discipleship of their children if they worship with them.



WHICHEVER OPTION YOU CHOOSE, KNOWING AND TEACHING OUR KIDS WHY WE WORSHIP IS PRIORITY. FOR EXAMPLE, WORSHIP IS IMPORTANT IS BECAUSE IT ALLOWS US TO CONNECT WITH GOD IN A UNIQUE WAY. AN EVEN MORE IMPORTANT REASON FOR WORSHIP IS THAT IT BRINGS HONOR AND GLORY TO GOD.

PRAY — 5 MINUTES

Gather your class for prayer.

SAMPLE PRAYER: “God, thank You for loving us. We love You and cannot wait to spend time with You and learn from Your Word. In Jesus’ name, Amen.”

REVIEW — 5 MINUTES

MATERIALS: | Puzzle Piece |

BACKGROUND: Say, “This month, we are learning about *The Fall*. ‘The Fall’ is a phrase we use to talk about the moment when sin entered the world—the moment everything became imperfect. Last week, we talked about the very first sin! Who remembers what that sin was? Right! Adam and Eve sinned by disobeying God. He told them not to eat from one tree in the garden, but they chose to do it anyway. That was not a smart choice, but God showed mercy and kindness! Can someone remind us what ‘mercy’ is? Mercy means showing kindness to someone even when they deserve punishment. The good news is **God is kind, even when we sin**, and today we get to hear another story of God’s mercy in sin! Who would like to place our puzzle piece on the wall?”

TRANSITION: Say, “Let’s play a relay game to get our minds and hearts ready for our story!”

ENGAGE — 10 MINUTES

MATERIALS: | *Footprints* (1 set per team) | Cardstock (3 pieces per set of *Footprints*) | Scissors |

Say, “Who likes to race? Me too! Well, we are going to divide into teams and compete in a relay called the *Goodness and Mercy Relay*. Let’s get started!”

GAME GOAL: To be the first team to complete the relay.

HOW TO PLAY:



BEFORE CLASS, PRINT OUT THE *FOOTPRINTS* ON CARDSTOCK FOR EACH TEAM, AND CUT THEM OUT.

1. Divide the children up into teams and give each team a set of *Footprints*: one goodness footprint, one mercy footprint, and one follow footprint.
2. On “go,” the children at the front of the lines should place their *Footprints* in front of them in a row towards the other end of the room (like a path).
3. Have them travel forward by placing one foot on each *Footprint*. Once they have moved

through the first three *Footprints*, they should stop, grab the *Footprints* that are behind them and move the *Footprints* forward so they can continue traveling straight.

4. They will continue like this until they get to the end of the room. When they get to the end of the room, they should pick up all three *Footprints*, race back to the other end of the room and give all three *Footprints* to the next child on their team.

5. The team that has all its players complete the relay first wins.

MODIFICATION: If you have younger children, give each child a set of *Footprints*. Line everyone in a row and demonstrate how to walk across the room with “Goodness” and “Mercy” following them. (Modeling will be key.)

TRANSITION: Say, “Great job playing the *Goodness and Mercy Relay!* You guys are fast. Now, let’s learn about God’s goodness and mercy.”

LEARN — 15 MINUTES

Say, “Today, our story is about a man named Cain. Cain was one of Adam and Eve’s sons, but he was not a good guy. He had sin and evil in his heart that was passed on from his parents. He was jealous and angry with his good brother Abel, and he let that jealousy lead him to do some terrible things. Let’s find out what I mean.” Read Genesis 4:6-10, 12-15 (ICB).



REMINDE THE KIDS TO LISTEN CLOSELY FOR WHERE GOD SHOWS MERCY/KINDNESS TO CAIN.

³ Cain brought a gift to God. He brought some food from the ground. ⁴ [But] Abel brought the best parts of his best sheep. The Lord accepted Abel and his gift. ⁵ But God did not accept Cain and his gift. Cain became very angry and looked unhappy. ⁶ The Lord asked Cain, “Why are you angry? Why do you look so unhappy? ⁷ If you do good, I will accept you. But if you do not do good, sin is ready to attack you. Sin wants you. But you must rule over it.”

⁸ Cain said to his brother Abel, “Let’s go out into the field.” So Cain and Abel went into the field. Then Cain attacked his brother Abel and killed him. ⁹ Later, the Lord said to Cain, “Where is your brother Abel?” Cain answered, “I don’t know. Is it my job to take care of my brother?” ¹⁰ Then the Lord said, “What have you done? Your brother’s blood is on the ground... ¹² [Now] You will wander around on the earth [for all your days].” ¹³ Then Cain said to the Lord, “This punishment is more than I can stand! ¹⁴ ... I will wander around on the earth. And anyone who meets me can kill me.” ¹⁵ ... Then the Lord put a mark on Cain. It was a warning to anyone who met him not to kill him.

Say, “What a sad story! Last week, we learned about Adam and Eve eating from a tree they should not have, and this week, we see sin spreading into their family—to their son Cain! Abel brought his BEST to God when Cain gave God his leftovers. God warned Cain to be careful of sin and to do the right thing, but Cain did not listen.”

Ask, “How did Cain sin against his brother Abel? Cain killed his brother out of anger and jealousy. Because of this, Cain deserved to die too, but God, in His mercy, put a mark on Cain that would protect him. Cain

did not deserve that, did he? No, but **God is kind, even when we sin.** This story is a great example of how **God is kind, even when we sin.**"

JOINING TO JESUS: *"God warns Cain that he must rule over the sin in his heart, but Cain could not. But Jesus came so we have the power to rule over our sin (1 John 3:5). Through Jesus and the power of the Holy Spirit, we can now be free from sin" (1 John 3:5-6).*

TRANSITION: Say, "Even though we do not deserve it, **God is kind, even when we sin.** 1 John 1:9 says that we just have to admit what we have done, and He will forgive us. That is pretty amazing, right? Now, let's answer some questions about our story."

DISCUSS — 10 MINUTES

Say, "Our lesson today was so sad but important! Let's talk about it."



BE CAREFUL IN THE DISCUSSION TIME! WHEN TALKING ABOUT SIN, MAKE SURE TO EXPLAIN GOD LOVES THEM EVEN WHEN THEY SIN. NO SIN IS TOO BIG OR TOO BAD FOR GOD TO FORGIVE.

1. Who is kind, even when we sin?

Response: **God is kind, even when we sin.**

2. Why did Cain kill his brother?

Response: Cain was jealous and angry at his brother. He gave in to his evil desires of his heart instead of listening to God.

3. God asked Cain, "Where is your brother Abel?" Did God not know where Abel was?

Response: No! God knows everything, and He knew what Cain did. God encouraged Cain to confess and ask for forgiveness, but instead, Cain hardened his heart and responded, "I do not know."

4. Have you ever been so jealous and angry with someone that you sinned? Why do you think that was?

Response: Answers will vary.

5. How did God show mercy and kindness to Cain, even after he killed his brother?

Response: God put a mark on Cain so no one would kill him. God protected Cain's life when he deserved to die.

6. Does Cain's story mean that we do not need to ask for forgiveness of our sin?

Response: No, God's Word is very clear that we must confess and turn away from our sin. However, God does show other types of mercy, as he did to Cain, even before we come to Him for forgiveness.

7. What does this story tell us about God?

Response: **God is kind, even when we sin,** God is good, God knows when we sin, God wants us to ask for forgiveness, God takes care of us, God loves us even though we do not deserve it, etc.

TRANSITION: Say, "What great answers! We are going to do an activity now to help us remember that **God is kind, even when we sin.**"

RESPOND — 15 MINUTES**MATERIALS:** | Cain Page (1 per child) | Yarn (1 2" strand per child) | Glue Sticks | Markers or Crayons |

Say, "Remember how God was merciful to Adam and Eve by making them clothes? Well, God also showed mercy to Cain by putting a protective mark on him. Today, we will put a mark on Cain's head to show God's kindness to him."

INSTRUCTIONS:

1. Give each child a *Cain* Page, piece of yarn, and glue.
2. Have each child glue the piece of yarn to Cain's forehead to show the mark of mercy that God placed on Cain.
3. Allow the children to color in the rest of the *Cain* Page.

TRANSITION: Say, "Nice job putting the marks on Cain's head. Do not forget, **God is kind, even when we sin.**"

MEMORIZE — 5 MINUTES

Say, "This month's verse is all about God's mercy and kindness when we deserve to be punished! Does anyone remember the verse from last week?" Say the verse once, invite everyone to say it with you, then have the children try it by themselves.

"The Lord (point up) shows mercy and is kind (cross arms over your chest – sign language for "love"). He does not (shake head "no") become angry (make an angry face and put your hands on your hips) quickly." Psalm 103:8 (ICB)

CHALLENGE: Try reciting the verse in three to five-word chunks if your class is having a hard time memorizing the whole thing at one time.


REFLECT — 5 MINUTES


Say, "**God is kind, even when we sin.** Sometimes we let anger or jealousy come out of our hearts, and we sin like Cain. However, God sent Jesus to help us rule over sin by the power of the Holy Spirit. Let's each think of one sin we want God to help us overcome (or beat/defeat), and then we will pray and ask God to help us."

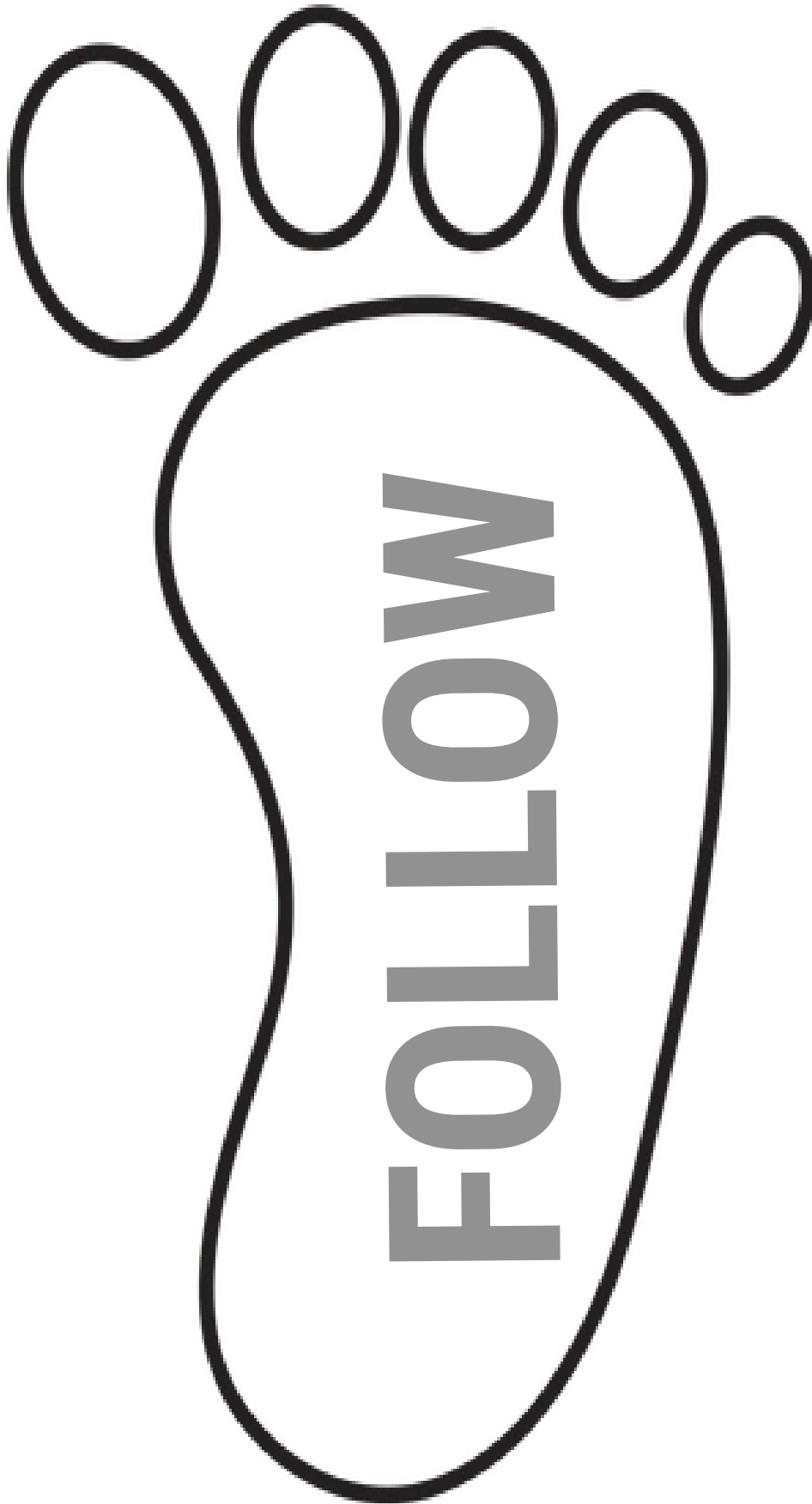
SAMPLE PRAYER: *"Dear Jesus, thank You for Your mercy. Please help us to stop sinning by the power of Your Spirit. Remind us that it is not by our power, but by Your power that we become more like You! Amen."*

RELEASE —

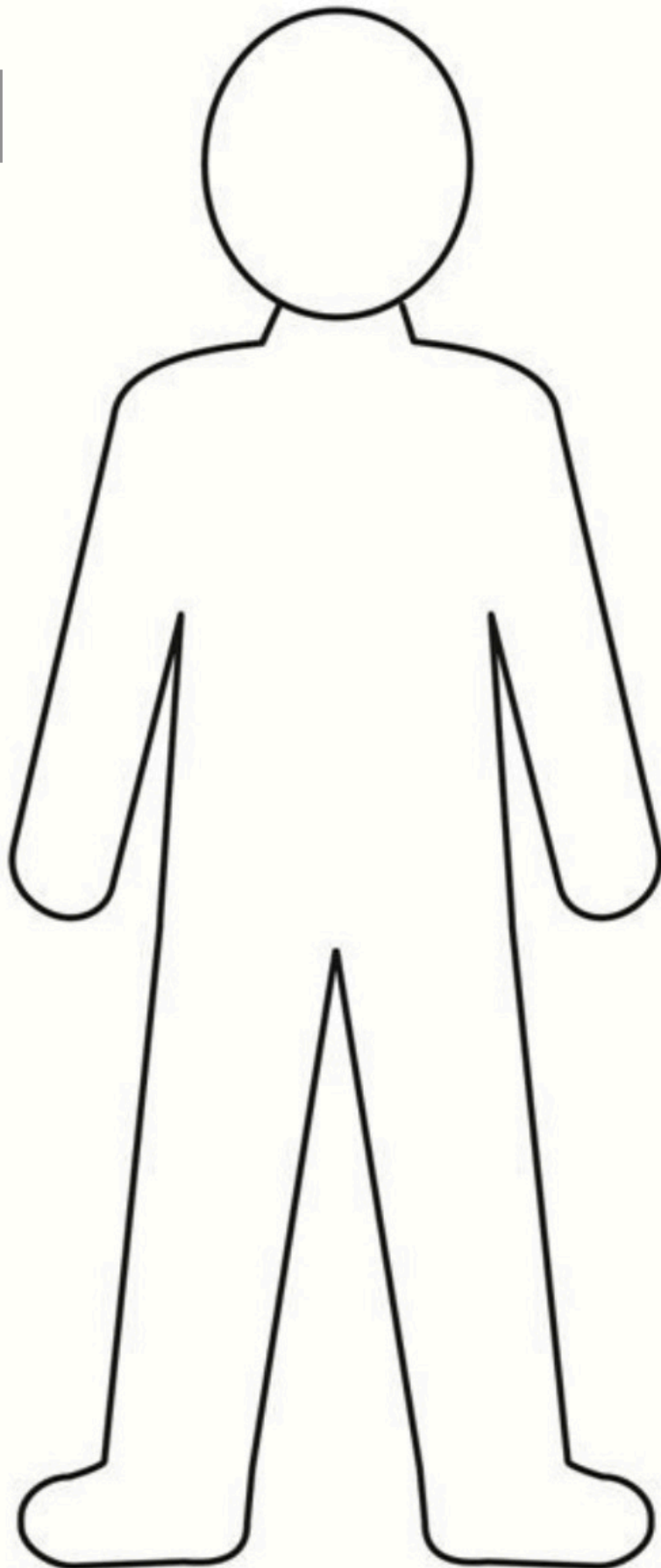
If there is extra time before parents arrive, replay the relay race, review God's kindness from today's story, or work on monthly verse memorization again.







CAIN



GOD IS KIND, EVEN WHEN WE SIN.



THE PEOPLE'S SIN — NOAH'S ARK

BIBLE PASSAGE

Genesis 6:9, 11-13, 18; 7:17, 21, 23-24; 8:1, 21 (ICB)

BIG IDEA

God is kind, even when we sin.

FOCUS VERSE

"The Lord shows mercy and is kind. He does not become angry quickly." Psalm 103:8 (ICB)

LESSON MATERIALS

| Puzzle Piece | Blankets or Tarps | *Noah's Ark* Page | Popsicle Sticks or Toothpicks |
Glue Sticks | Markers or Crayons |

GREET — 15 MINUTES

Connection questions to ask as the children arrive:

- If you could invent something, what would you invent and why?
- What would your dream room look like?

WORSHIP — 10 MINUTES

Sometimes we treat worship as just another item on our Sunday morning checklist. Challenge the kids in your class to treat the opportunity to worship as a gift. Say, "We GET to worship the God who made the heavens, the earth, and US! Let's worship the One, True, Living God with our whole selves: our minds, our hearts, and our bodies!"

PRAY — 5 MINUTES

Pray with your class to start the lesson.

SAMPLE PRAYER: *"God, thank You for who You are! We are so grateful that we can worship You and know You are here with us. Help us learn more about You. We love You! In Jesus' name, Amen."*

REVIEW — 5 MINUTES

MATERIALS: | Puzzle Piece |

BACKGROUND: Say, “This month, we have been talking about how **God is kind, even when we sin**. In the first week, we talked about Adam and Eve’s sin and how God mercifully made clothes for them. Last week, we discussed how Cain killed his brother Abel, but God showed him extraordinary kindness by marking Him so no one would hurt him. **God is kind, even when we sin**, isn’t He? Well, today, we get to hear another story of God’s mercy and kindness! Who is ready to hear it? Great! But first, who would like to put up this week’s puzzle piece?”

TRANSITION: Say, “Let’s play a game to get our minds ready for our story.”

ENGAGE — 10 MINUTES

MATERIALS: | Blankets or Tarps (2 per class) |

Say, “We will be working together to get our ‘boat’ across the ocean without touching the water. Let me explain.”



THE BLANKET SIZE WILL DEPEND ON THE CLASS’ SIZE. FOR EXAMPLE, A SMALLER NUMBER OF CHILDREN WILL NEED A SMALLER BLANKET.

GAME GOAL: To make it across the “ocean” (room) as a team using the “boat” (blankets or tarps).

HOW TO PLAY:

1. Lay one blanket down at the end of the room and have everyone stand on it at one time. It should be a tight squeeze.
2. Tell everyone that the blanket is the “boat” they have to stay on to reach the other side of the “ocean” (room). If anyone steps off the “boat,” the whole class must restart.
3. When everyone is on the blanket, hand the class the second blanket and tell them that they will have to lay the second blanket down in the direction they want their boat to go.
4. Once the blanket has been spread out, everyone must carefully make their way to the new blanket (without touching the floor) and pick up the blanket everyone was standing on first to continue moving forward.
5. Continue this process until all the children reach the other side of the “ocean.”

CHALLENGE: If the game is too easy, change the blanket to a smaller size or add additional rules (for example, the children must be silent while they work). On the other hand, if the game is too hard, choose larger sheets and give guidance on strategies they can use to make moving across the room easier.

TRANSITION: Say, “Great job getting your boat across the water! You worked together so well! The story we will hear today is about a family on a boat who also had to get across the ocean safely. Let’s read about it.”

LEARN — 15 MINUTES

Say, “Our story is about a man named Noah. Who has heard the story of Noah before? Me too! Well, Noah was from the family line of Adam and Eve and lived a few hundred years after them. During this time, sin had spread from Adam and Eve to everyone on earth. Even with sin in everyone’s hearts, God was kind to one special family—Noah’s family.” Read Genesis 6:9, 11-13, 18; 7:17, 21, 23-24, and 8:1, 21 (ICB).

⁹ ... Noah was a good man. He was the most innocent man of his time. He walked with God... ¹¹ People on earth did what God said was evil. Violence was everywhere. ¹² And God saw this evil. All people on the earth did only evil. ¹³ So God said to Noah, "People have made the earth full of violence. So I will destroy all people from the earth. ¹⁸ But I will make an agreement with you. You, your sons, your wife and your sons' wives will all go into the boat.

¹⁷ Water flooded the earth for 40 days... ²¹ All living things that moved on the earth died. This included all the birds, tame animals, wild animals and creatures that swarm on the earth. And all human beings died... ²³ So God destroyed from the earth every living thing that was on the land. This was every man, animal, crawling thing and bird of the sky. All that was left was Noah and what was with him in the boat. ²⁴ And the waters continued to cover the earth for 150 days.

¹ But God remembered Noah and all the wild animals and tame animals with him in the boat. God made a wind blow over the earth. And the water went down. ²¹ He [God] said to himself, "I will never again curse the ground because of human beings. Their thoughts are evil even when they are young. But I will never again destroy every living thing on the earth as I did this time.

Say, "Wow! God is a God of kindness and mercy. Let's work together to find the good in this story."

Ask, "How did God show kindness to Noah's family even though they were sinners? God saved Noah and his family from the flood by telling Noah to build a boat. **God is kind, even when we sin**, just like He was merciful to Noah's family. Noah was not perfect. He still sinned, but Noah loved God and did his best to follow and obey Him."

JOINING TO JESUS: "God put Noah in the Ark to protect him from the flood. In the same way, God sent Jesus as an 'ark' to protect us. If we accept Jesus as our Savior, we get God's mercy, kindness, and protection instead of punishment like Noah."

TRANSITION: Say, "**God is kind, even when we sin** because He loves us. With judgment and punishment, God also sends His kindness because He is a good Father. This story is a perfect example of how **God is kind, even when we sin.**"

DISCUSS — 10 MINUTES

Say, "Our story today was so interesting! Let's talk about it together."

1. Who is kind when we sin?

Response: **God is kind, even when we sin.**

2. Why do you think God chose to save Noah and his family from the flood?

Response: Noah loved God, and he walked faithfully with Him. The Bible says Noah was "the most innocent man of his time" (Genesis 6:9).

3. Why did God destroy everything on earth?

Response: "The Lord saw that the human beings on the earth were very wicked. He also saw that their thoughts were only about evil all the time" (Genesis 6:5).

4. How did God have mercy on Noah and his family?

Response: God saved Noah and his family from the flood by telling Noah to make a giant ark to protect themselves.

5. God made a very important promise after the flood. What did God promise (8:21)?

Response: God promised never to flood the earth again. He also promised never again to destroy all living things.

6. How did the world become so sinful?

Response: Sin spread from one person to a family, and then throughout the whole earth.

7. What does this story tell us about God?

Response: **God is kind, even when we sin**, God wants us to obey Him, God is our protector, God sent Jesus to be our "ark" and protection from punishment, God makes promises He will never break, etc.

TRANSITION: Say, "That was such a good discussion. Who is ready to make a craft that will help us remember that **God is kind, even when we sin**, just like He was to Noah and his family?"

RESPOND — 15 MINUTES

MATERIALS: | *Noah's Ark* Page (1 per child) | Popsicle Sticks or Toothpicks (1 handful per child) | Glue Sticks | Markers or Crayons |

Say, "Remember how God showed mercy and kindness to Adam and Eve by making them clothes. Then, later, God marked Cain so no one would hurt him. Well, God also showed kindness to Noah and his family by keeping them safe inside an ark during the Great Flood! Today, we are each going to make an ark to remind us that **God is kind, even when we sin.**"

INSTRUCTIONS:

1. Give each child a *Noah's Ark* Page, a small handful of popsicle sticks or toothpicks, and glue.
2. Have each child glue the popsicle sticks or toothpicks on the ark (to create the wood exterior).
3. Then, the kids will color any remaining white areas using markers or crayons.

TRANSITION: Say, "Do not forget that **God is kind, even when we sin**. He loves us and forgives us even when we do not deserve it. He showed His mercy to Noah with the ark, and He shows His mercy to us today!"



REMINDE THE KIDS THAT GOD IS MERCY; IT IS NOT A JOB HE DECIDES TO DO OR NOT TO DO. MERCY IS WHO GOD IS! USE PERSONAL EXAMPLES TO TALK ABOUT GOD'S KINDNESS AND MERCY OVER YOUR OWN LIFE.

MEMORIZE — 5 MINUTES

Say, "Who remembers what this month's verse is about? Right! God's mercy!" Say the verse together, invite everyone to say it with you, then have the children try it by themselves.

"The Lord (*point up*) **shows mercy and is kind** (*sign language for "love" by crossing your arms over your chest*). **He does not** (*shake head "no"*) **become angry** (*make an angry face and put your hands on your hips*) **quickly."** **Psalm 103:8 (ICB)**

CHALLENGE: You can make a game to help with memorization! Recite the verse round-robin style. Have everyone stand in a circle and choose someone to start the verse by saying the first word. Everyone will go around the circle saying the next word in the verse until it is complete. When the entire verse has been recited, the person who said the last word is out. Repeat the process until only one person is left standing.

REFLECT — 5 MINUTES


Say, "**God is kind, even when we sin.** Our God is so kind for giving us mercy we do not deserve. Noah received mercy from God during the flood, but we get to experience God's mercy and kindness every day, thanks to Jesus. Who wants to pray and thank God for His mercy?"

SAMPLE PRAYER: "God, thank You for having mercy on Noah. We know that You are full of mercy and kindness, and You are slow to get angry with us. Thank You for being a God full of kindness toward us. We love You. In Jesus' name, Amen."

RELEASE —

If there is extra time before parents arrive, replay the ENGAGE game, continue discussing today's story, finish incomplete crafts, etc.

GOD IS KIND, EVEN WHEN WE SIN





THE WHOLE WORLD'S SIN — THE TOWER OF BABLE

BIBLE PASSAGE

Genesis 11:1, 3-9 (ICB)

BIG IDEA

God is kind, even when we sin.

FOCUS VERSE

“The Lord shows mercy and is kind. He does not become angry quickly.” Psalm 103:8 (ICB)

LESSON MATERIALS

| Puzzle Piece | Disposable Cups | Timer | *Tower of Babel* Page | *Speech Bubbles* Page | Scissors |
Glue Sticks | Markers or Crayons |

GREET — 15 MINUTES

Connection questions to ask as the children arrive:

- Name one thing you love about how God made you.
- If you could change one rule, which one would you change? Why?



IF YOU NOTICE A NEW CHILD, INTRODUCE THEM TO OTHERS IN THE CLASS. ONE WAY TO PLAN FOR VISITORS IS TO DESIGNATE STUDENT “LEADERS” WHO WILL BEFRIEND AND SIT WITH NEW CHILDREN.

WORSHIP — 10 MINUTES

Worship is defined as “to regard with great or extravagant respect, honor, or devotion.” It is more than a casual spiritual practice. Worship involves pouring out our love to a God who is deserving of all glory. Before you teach this week, prayerfully read Hebrews 1:1-4. This passage provides direction for why we worship Jesus. Then, as you prepare to sing together, dialogue with the children about why we set aside time for worship. Share some of what you learned from your reading, but also listen to what the kids say. They often have great insight into why God is worthy of our worship.

PRAY — 5 MINUTES

Start your lesson off with prayer.

SAMPLE PRAYER: “God, thank You for Your mercy! You are so kind to us even when we do not deserve it. Help us become better students of You. In Jesus’ name, Amen.”

REVIEW — 5 MINUTES

MATERIALS: | Puzzle Piece |

BACKGROUND: Say, “This month, we are in a series called *The Fall*. We have focused on how **God is kind, even when we sin**. Another way of saying this is that God has great mercy on us! Mercy means showing kindness to someone even when they deserve punishment. Who remembers some of the stories of God’s mercy and kindness we have learned this month?”

- Week 1: God made clothes for Adam and Eve after they disobeyed Him.
- Week 2: God put a mark on Cain to protect him after he killed his brother Abel.
- Week 3: God gave instructions to Noah about how to build a boat to save him and his family from the flood.

“Today is our last lesson in this series. Who is ready to hear it?” Have a child put this week’s puzzle piece on the wall.

TRANSITION: Say, “Let’s get ready to learn with a game!”

ENGAGE — 10 MINUTES

MATERIALS: | Small Disposable Cups (30 cups per group) | Timer (1 per class) |

Say, “Today, we will be teaming up to see who can build the largest cup tower! Who thinks they are going to win?”

GAME GOAL: To see which team creates the tallest tower in the allotted time.

HOW TO PLAY:

1. Divide everyone into teams of four to five people.
2. Give each team 30 small disposable cups.
3. When you say “go,” give each team three minutes to make the tallest tower they can with their cups.
4. Whoever has the highest free-standing tower at the end of three minutes, wins.

MODIFICATION: Adjust the timing of the competition if the kids complete the challenge too quickly. You can also switch team members after each round or have everyone use a different tower design for each round.

TRANSITION: Say, “Awesome towers! The story we will be reading in a few minutes is about a group of people deciding to build the tallest tower in the world! Sounds great, right?! Well, the problem was not building a tower but WHY they wanted to build the tower. Are you ready to hear it?”

LEARN — 15 MINUTES

Say, "The story today is called the 'Tower of Babel.' It happened years after God sent the flood to the earth. The earth was filled again with sinful and evil people. Remember, this month, we have been talking about how **God is kind, even when we sin**. Sin started with Adam and Eve, it moved to their son Cain, and then spread to all the people. Even in our sin, God was merciful and kind. In today's story, we will see another time God had mercy on imperfect, sinful people." Read Genesis 11:1, 3-9 (ICB).

¹ At this time the whole world spoke one language. Everyone used the same words. ³ They said to each other, "Let's make bricks and bake them to make them hard..." ⁴ Then they said to each other, "Let's build for ourselves a city and a tower. And let's make the top of the tower reach high into the sky. We will become famous. If we do this, we will not be scattered over all the earth."

⁵ The Lord came down to see the city and the tower that the people had built. ⁶ The Lord said, "Now, these people are united. They all speak the same language. This is only the beginning of what they will do... ⁷ Come, let us go down and confuse their language. Then they will not be able to understand each other." ⁸ So the Lord scattered them from there over all the earth. And they stopped building the city. ⁹ That is where the Lord confused the language of the whole world. So the place is called Babel. So the Lord caused them to spread out from there over all the whole world.

Say, "These people did not sound like they deserved God's mercy and kindness, did they?"

Ask, "What do you think was wrong with these people's actions?"

JOINING TO JESUS: *"The sinful people were building a tower to make themselves famous and great, but Jesus modeled a different way. He did not come to earth to be famous, even though He deserved it (Revelation 5:9-10)! Christ came humbly to serve others (Phil. 2:7-8) and make God famous. The people building the tower only wanted their own fame and glory."*

"This people's sin was great, but **God is kind, even when we sin**. God did not flood the earth again or destroy them. Instead, God showed mercy by confusing their language and splitting everyone up, which helped these people move away from their sin of wanting to be the greatest. **God is kind, even when we sin**. In fact, did you know that this story is one big reason why different parts of the world speak different languages?"

TRANSITION: Say, "Do not forget that **God is kind, even when we sin**. He is kind to us when we do not deserve it or even ask for it."

DISCUSS — 10 MINUTES

Say, "Great job listening to our story! Let's talk about it together."

1. Who is kind when we sin?

Response: **God is kind, even when we sin.**

2. What did everyone have in common before they built the tower?

Response: Everyone spoke the same language and had sin in their heart. No one was following God.

3. How were the people going to make themselves famous?

Response: They planned to build a tower that reached the sky.

4. How does God respond to the people?

Response: God confused their languages and scattered them all over the face of the earth.

5. The people wanted to be famous and make a name for themselves. How was Jesus different?

Response: Jesus came like a servant. He came to sacrifice His life for ours and to glorify God, His Heavenly Father, not to become famous. Jesus never tried to get fame of His own; He wanted to make God's name great and famous.

6. Who is the One who deserves our worship and praise?

Response: God is the only One who deserves our worship.

7. What can we learn about sin from the lessons this month?

Response: Sin has spread to all people. No one is sinless, except Jesus, God's Son. Sin does not keep us from the mercy of God.

8. What does this story tell us about God?

Response: **God is kind, even when we sin**, God wants us to obey Him, God sees everything, God knows the sin of our hearts and still loves us, etc.

TRANSITION: Say, "Nice job, everyone! Let's do an activity to help us remember that **God is kind, even when we sin.**"

RESPOND — 15 MINUTES

MATERIALS: | *Tower of Babel* Page (1 per child) | *Speech Bubble* Page (1 set per child) | Scissors | Glue Sticks | Markers or Crayons |

Say, "Do you remember how God showed kindness to Adam and Eve by making them clothes? Then, He showed mercy to Cain by marking him for protection, and finally, God extended mercy to Noah's family by guiding him to build the Ark to save him from the flood. Well, God also showed kindness to the world when He scattered the peoples and confused their language. That was mercy because it kept them from sinning by trying to make a name for themselves instead of for God. Today, to help us remember our story, we are each going to confuse all of the people who were making the tower. Let me show you what I mean."

INSTRUCTIONS:

1. Give each person a *Tower of Babel* page, a *Speech Bubble* page, a pair of scissors, a glue stick, and markers or crayons.
2. First, everyone will color their *Tower of Babel* page.
3. Once the *Tower of Babel* page has been colored, the kids can color and cut out the *Speech Bubble* page.
4. Next, the speech bubbles will be glued over the crowd of people's heads to make it look like no one can understand each other.

5. While the kids are completing their craft, remind the class that God confused everyone's languages as an act of mercy and kindness.

TRANSITION: Say, **"God is kind, even when we sin**—even when we don not deserve it. He showed His mercy to all people by confusing their languages, and He shows us mercy and kindness too!"

MEMORIZE — 5 MINUTES

Say, "Today is our last day to practice this month's verse about God's mercy. Let's go over it one more time." Invite everyone to say the verse with you.

"The Lord (*point up*) **shows mercy and is kind** (*sign language for "love" by crossing your arms over your chest*). **He does not** (*shake head "no"*) **become angry** (*make an angry face and put your hands on your hips*) **quickly."** **Psalm 103:8 (ICB)**

CHALLENGE: Invite the kids to come up to the front, one-by-one, to say their verse for the class.



ENCOURAGE, BUT DO NOT PRESSURE KIDS, TO RECITE THE VERSE TO THE CLASS.

REFLECT — 5 MINUTES


Say, **"God is kind, even when we sin.** Did you know that you have received God's mercy? The biggest way we see this is through Jesus! God sent His Son, Jesus, to take the punishment of sin for us. This was God's greatest mercy! If you have not acknowledged your sins to God and accepted Jesus' offer of forgiveness, you can do that today. Just pray along with us. Then, let me know that you did that before you leave today so we can thank God for His kindness to you. Let's pray."

SAMPLE PRAYER: *"God, thank You for having mercy on us. We thank You for sending Your Son, Jesus, to die on a cross for us so we could live. I know I have sinned. Please forgive me. I want to live for you. We love You. In Jesus' name, Amen."*

RELEASE —

If there is extra time before parents arrive, replay the ENGAGE game, finish incomplete crafts, or participate in more discussion time, etc.

TOWER OF BABEL



SPEECH BUBBLES

