



THE FALL

WHEN SIN ENTERS THE WORLD



ROOTED
IPHC KIDS' CURRICULUM
- EST. 2020 -

THE FALL

UNIT 8-THE FALL: WHEN SIN ENTERS THE WORLD

WRITER - TIFFANY CRISP
MANAGING EDITOR - KRISTI CAIN
EDITOR (PRE-K) - JENNIFER MCGHEE
DESIGNER - EMMALEE BELL



THE FALL

MONTHLY PREPARATION GUIDE

UNIT 8-PRE-K

In *The Fall* unit, we focus on the sin that entered the world in the beginning. Each week, the kids will be learning that God is kind to us, even when we sin. The verse the class will be memorizing is found in Psalm 103:8—"The Lord shows mercy and is kind. He does not become angry quickly." Be sure to emphasize God's kindness and great mercy for each child. Join in with the children as they discover the sadness of sin but also the kindness of God.

WEEK 1

LESSON MATERIALS: Puzzle Piece (1 per class), "Stop" and "Go" Signs (Optional-1 set per class), Apple (Optional-1 per class), *Adam and Eve* Page (1 per child), Brown Tissue Paper Squares or Construction Paper Squares (10-15 squares per child), Glue Sticks, Crayons

WEEK 2

LESSON MATERIALS: Puzzle Piece (1 per class), Masking or Painter's Tape (1 roll per class), *Cain* Page (1 per child), Paint and Wet Wipes (Optional), Crayons

WEEK 3

LESSON MATERIALS: Puzzle Piece (1 per class), Animals-Stuffed, Figurines, or Paper (30-40 animals per class), Masking or Painter's Tape (1 roll per class), *Noah's Ark* Page (1 per child), Crayons

WEEK 4

LESSON MATERIALS: Puzzle Piece (1 per class), Small Disposable Cups (30 cups per 3-4 people), Timer (1 per class), Construction Paper (1 sheet per child), 2" x 1.5" Construction Paper Squares (15 per child), Glue Sticks, Crayons

ADAM & EVE'S SIN

BIBLE PASSAGE

Genesis 2:15-17; 3:1, 6-10, 21 (ICB)

BIG IDEA

God is kind, even when we sin.

FOCUS VERSE

"The Lord shows mercy and is kind. He does not become angry quickly." Psalm 103:8 (ICB)

LESSON MATERIALS

| Puzzle Piece | "Stop" and "Go" Signs (Optional) | Apple (Optional) | *Adam and Eve* Page | Brown Tissue Paper Squares (or Construction Paper Squares) | Glue Sticks | Crayons |

GREET — 15 MINUTES

Connection questions to ask as the children arrive:

- If you could have any pet, what animal would you choose?
- What is your favorite television show?

WORSHIP — 10 MINUTES

This month's focus is on God's kindness. Connect your worship time to this theme with songs highlighting God's faithfulness and forgiveness. Use the songs listed below to help in your search for the right music for your children's ministry.

- "Came to my Rescue" by Hillsong
- "Goodness of God" by Bethel
- "Let Your Mercy Rain" by Chris Tomlin

PRAY — 5 MINUTES

Pray for the day. Gather your children in a circle and ask a volunteer to pray before you begin the lesson.

SAMPLE PRAYER: "God, thank You for being with us today. You are so good and kind even when we hurt Your heart by doing what is wrong. Thank You for forgiving us as soon as we ask. We love You. In Jesus' name, Amen."

REVIEW — 5 MINUTES

MATERIALS: | Puzzle Piece |

BACKGROUND: Say, “Raise your hand if you remember what we learned last month. Yes! We learned about our Creator, God! We talked about how God created everything. What are some of the things God made? Yes! And everything God created was good! God created a perfect world. This month, we are continuing our story talking about what had happened to God’s perfect creation, but that did not last very long. Our new lessons are called *The Fall*. When we make wrong decisions or sin, it is called ‘falling.’ So this month, we will be learning about the first ‘fall’—the first sin—and why God’s creation was not perfect anymore. Who wants to put up the first puzzle piece for this month?”

TRANSITION: Say, “Let’s play a game together before we read our story!”

ENGAGE — 10 MINUTES

MATERIALS: | “Stop” and “Go” Signs (Optional-1 set per class) |

Say, “We are going to play *Red Light, Green Light*. Who knows how to play this game? When you see a green light, what do you do? Right. A green light means ‘go.’ When we see a red light, what should we do? Right! A red light means ‘stop.’ Now that you know about what to do on a red light and a green light, we can learn how to play our game, *Red Light, Green Light*.”

GAME GOAL: To make it from one end of the room to the other while following the leader’s directions.

HOW TO PLAY:

1. Choose one person to be the leader. Everyone else will follow the leader’s directions.
2. The leader will stand on the opposite side of the room from everyone else and give instructions on when the children should move forward or stop using the “Stop” and “Go” signs. With each command, show the accompanying signs (optional).
3. The goal for each child is to get to the leader by following their instructions.
4. If the children do not follow the directions immediately, they must go back to the beginning.
5. Play as time allows, switching leaders with each game.

CHALLENGE: At the start of each game, choose a new action. For example, instead of walking/running, the children can skip, hop, walk backward, crawl, crab walk, dance, wiggle, take giant steps or tiny steps, etc.

TRANSITION: Say, “Great job playing *Red Light, Green Light*! Today’s story is about what God said to do (‘Green Light’) and what He said not to do (‘Red Light’). Who is ready?”

LEARN — 15 MINUTES

MATERIALS: | Apple (Optional) |

Say, “Our story is about Adam and Eve. They were the first people God ever made. When God created the world, He made everything perfect! Everything was ‘very good’ until Adam and Eve made a bad decision. They sinned against God. Have you ever heard of the word ‘sin’? A sin is any bad thing we do (lying, hitting, disobeying), and our sin makes God sad. Let’s listen to find out how Adam and Eve sinned against God.” Read Genesis 2:15-17 and Genesis 3:1, 6-10, 21 (ICB).



TO INCREASE COMPREHENSION, ACT THE STORY OUT TOGETHER
USING AN APPLE AS THE “FORBIDDEN FRUIT.”

¹⁵ The Lord God put the man in the garden of Eden to care for it and work it. ¹⁶ The Lord God commanded him, "You may eat the fruit from any tree in the garden. ¹⁷ But you must not eat the fruit from the tree which gives the knowledge of good and evil. If you ever eat fruit from that tree, you will die!"

¹ One day the snake spoke to the woman. He said, "Did God really say that you must not eat fruit from any tree in the garden?" ⁶ The woman saw that the tree was beautiful. She saw that its fruit was good to eat and that it would make her wise. So she took some of its fruit and ate it. She also gave some of the fruit to her husband who was with her, and he ate it. ⁷ Then, it was as if the man's and the woman's eyes were opened. They realized they were naked. So they sewed fig leaves together and made something to cover themselves. ⁸ Then they heard the Lord God walking in the garden... And the man and his wife hid from the Lord God among the trees in the garden. ⁹ But the Lord God called to the man. The Lord said, "Where are you?" ¹⁰ The man answered, "I heard you walking in the garden. I was afraid because I was naked. So I hid." ²¹ [Then] The Lord God made clothes from animal skins for the man and his wife. And so the Lord dressed them.

Say, "This is the story that tells us about the first sin (or wrong thing) that ever happened in the world. God's perfect creation was not perfect anymore because Adam and Eve disobeyed God."

Ask, "Who can tell us what Adam and Eve did wrong? Adam and Eve disobeyed God (or sinned) when they ate the fruit God told them not to eat. But, God did something surprising. God showed Adam and Eve kindness even though they did not deserve it. God made clothes for Adam and Eve because they did not have any. When we get in trouble, are people usually kind to us? No, but God is different because **God is kind, even when we sin**. When Adam and Eve found out they were naked, God made them good clothes to cover them. Do you see how God was kind to Adam and Eve, and **God is kind, even when we sin** too?"

JOINING TO JESUS: "Adam and Eve sinned (or made a bad decision), but we know someone who has never sinned—Jesus. When the devil came to trick Jesus in the desert (Luke 4:1-13), Jesus did not listen to him; He obeyed God instead. Our perfect Jesus was so much greater than Adam and we can follow Jesus' example."

TRANSITION: Say, "Like He was to Adam and Eve, **God is kind, even when we sin!** That is good news, isn't it? Let's answer some questions about our story."

DISCUSS — 10 MINUTES

Say, "Our lesson today was so interesting! Let's talk about it."

1. Who is kind to us, even when we sin?

Response: **God is kind, even when we sin.**

2. What did God tell Adam and Eve not to do?

Response: God told Adam and Eve not to eat from the Tree of the Knowledge of Good and Evil.

3. What did Adam and Eve realize after they ate the fruit?

Response: They realized they were naked and felt embarrassed. They wanted to hide. So, they sewed leaves together for clothes.

4. Did Adam and Eve listen to God?

Response: No, Adam and Eve chose to listen to the snake instead of God.

5. How did God show kindness to Adam and Eve?

Response: God showed them kindness by making them clothes.

6. What does this story tell us about God?

Response: **God is kind, even when we sin**, God knows everything, God takes care of us, God wants to protect us, God loves us, etc.

TRANSITION: Say, "Now, let's work on a craft that will help us remember that **God is kind, even when we sin** just like He was to Adam and Eve."

RESPOND — 15 MINUTES

MATERIALS: | *Adam and Eve* Page (1 per child) | Brown Tissue Paper Squares or Construction Paper Squares (10-15 squares per child) | Glue Sticks | Crayons |

Say, "Remember how God was kind to Adam and Eve by making them clothes? Today we will be making clothes for Adam and Eve to remind us that **God is kind, even when we sin**."



PRE-CUT THE BROWN PAPER INTO APPROXIMATELY ONE INCH BY ONE INCH SQUARES.

INSTRUCTIONS:

1. Give each child an *Adam and Eve* page, brown squares, and a glue stick.
2. Have each child glue "clothes" on Adam and Eve's bodies using the paper squares.
3. Finally, color the remainder of the picture.

TRANSITION: Say, "Do not forget, **God is kind, even when we sin**. He loves you just as much as He loved Adam and Eve."

MEMORIZE — 5 MINUTES

Say, "This month, we are learning a verse about God's mercy and kindness. Does anyone know why we memorize verses from the Bible? We memorize Scripture so we can know God better. Now, we have the wonderful opportunity to do know God better through a brand-new verse. I am going to read it first, and then we will say it together."

"The Lord (*point up*) **shows mercy and is kind** (*sign language for "love" by crossing your arms over your chest*). **He does not** (*shake head "no"*) **become angry** (*make an angry face and put your hands on your hips*) **quickly."** Psalm 103:8 (ICB)

CHALLENGE: Your excitement for verse memorization will be contagious. When reciting the verse, make sure you are memorizing it as well. This will convey that Scripture memory is important to you.

REFLECT — 5 MINUTES

Say, "God was kind to Adam and Eve when He made them clothes even though they had disobeyed Him. **God is kind, even when we sin** too. This week, remember that God's kindness is not something we deserve; it is something that God gives us because He loves us. This is GOOD news. Let's pray and thank God for His kindness."

SAMPLE PRAYER: *"God, thank You for being so kind to us. We know we do not deserve it. Help us remember how much You love us. In Jesus' name, Amen!"*


RELEASE —

If there is extra time, replay *Red Light, Green Light*, review the story, allow the children to ask questions about the lesson, etc. When parents arrive, give them a copy of the monthly Parent Guide (downloadable).

PARENT GUIDE GOALS:

1. It provides engaging questions and activities for families to continue discipleship at home.
2. It reviews what the children are learning each week.

ADAM AND EVE









CAIN'S SIN

BIBLE PASSAGE

Genesis 4:3-10, 12-15 (ICB)

BIG IDEA

God is kind, even when we sin.

FOCUS VERSE

"The Lord shows mercy and is kind. He does not become angry quickly." Psalm 103:8 (ICB)

LESSON MATERIALS

| Puzzle Piece | Masking or Painter's Tape | *Cain* Page | Paint and Wet Wipes (Optional) | Crayons |

GREET — 15 MINUTES

Connection questions to ask as the children arrive:

- If you could change the world, what would you change and why?
- What is your favorite holiday?

WORSHIP — 10 MINUTES

Deciding whether to begin worship in the classroom or the main service is a big decision. Your Children's Pastor and other church leadership needs to make the decision that best fits the mission and vision of your church, but here are a few advantages of both to consider:

Advantages of doing the entire children's service separately-

1. The music is age-specific, and thus, children are more likely to understand the lyrics.
2. Worshiping this way may allow children to move around more—and children were made to move!
3. Children will probably enjoy the music more if it is geared to them.
4. It can be a lot easier to have everyone begin and end together. Safety concerns may be more challenging to manage if children leave during the main service.

Advantages of children staying with their families for worship-

1. They learn to worship by watching their parents and other adults.
2. Kids spend time in the main service, so when the time comes for them to "graduate," they are more prepared.
3. Some statistics suggest that children who attend worship with their families are less likely to leave church later.
4. Parents grow in the discipleship of their children if they worship with them.



NO MATTER WHICH OPTION BEST SERVES YOUR CHURCH, KNOWING AND TEACHING OUR KIDS WHY WE WORSHIP IS PRIORITY. FOR EXAMPLE, WORSHIP IS IMPORTANT BECAUSE IT ALLOWS US TO CONNECT WITH GOD IN A UNIQUE WAY. AN EVEN MORE IMPORTANT REASON FOR WORSHIP IS THAT IT BRINGS HONOR AND GLORY TO GOD.

PRAY — 5 MINUTES

Gather your class for prayer.

SAMPLE PRAYER: *"God, thank You for loving us. We love You and cannot wait to spend time with You and learn from Your Word. In Jesus' name, Amen."*

REVIEW — 5 MINUTES

MATERIALS: | Puzzle Piece |

BACKGROUND: Say, "This month, we are learning about the first time someone broke God's Law and disobeyed Him. We call this 'the fall.' Disobedience to God is a sin, and it changed God's perfect world forever. Last week, we talked about the very first sin. God told Adam and Eve not to eat from a tree in the garden, but they did it anyway. That was not a good choice, but God showed kindness to them by making them clothes! The good news is **God is kind, even when we sin** too. Today, we are going to hear another story of God's kindness when Adam and Eve's son, Cain, does something very bad. Who would like to place our puzzle piece on the wall to get us started?"

TRANSITION: Say, "Let's play a relay game to get our minds and hearts ready for our story!"

ENGAGE — 10 MINUTES

MATERIALS: | Masking or Painter's Tape (1 roll per class) |

Say, "We will be playing a game called *Race to the Mark*. Who likes to race? Me too! Let's do it!"

GAME GOAL: To make it to the mark first.

HOW TO PLAY:

1. On one side of the room, place a mark on the floor with tape.
2. Explain that the kids will be racing to the mark. Whoever gets to the mark first, wins.
3. Say, "On your mark...Get set...GO!"
4. Play as time allows.

CHALLENGE: Change it up! Instead of running, have the children race to the mark by crawling, skipping, crab walking, wheelbarrowing, shuffling, etc.

TRANSITION: Say, "Great job playing *Race to the Mark*! You guys are fast! The story we will be reading is about a mark too. Let's read to see what mark God gave to the man in our story."

LEARN — 15 MINUTES

Say, "We are going to read about a man named Cain. Cain was one of Adam and Eve's sons, but he was not a good man. He sinned like his parents did. He was angry with his good brother Abel. Sadly, Cain did a horrible thing to his brother. Let's find out what that was." Read Genesis 4:3-10, 12-15 (ICB).



REMINDE THE KIDS TO LISTEN CLOSELY FOR HOW CAIN SINNED AGAINST GOD.

³ Cain brought a gift to God. He brought some food from the ground. ⁴ [But] Abel brought the best parts of his best sheep. The Lord accepted Abel and his gift. ⁵ But God did not accept Cain and his gift. Cain became very angry and looked unhappy. ⁶ The Lord asked Cain, "Why are you angry? Why do you look so unhappy?" ⁷ If you do good, I will accept you... Sin wants you. But you must rule over it."

⁸ Cain said to his brother Abel, "Let's go out into the field." So Cain and Abel went into the field. Then Cain attacked his brother Abel and killed him. ⁹ Later, the Lord said to Cain, "Where is your brother Abel?" Cain answered, "I don't know. Is it my job to take care of my brother?" ¹⁰ Then the Lord said, "What have you done? Your brother's blood is on the ground..." ¹² [Now] You will wander around on the earth [for all your days]." ¹³ Then Cain said to the Lord, "This punishment is more than I can stand! ¹⁴ ... I will wander around on the earth. And anyone who meets me can kill me." ¹⁵ ... Then the Lord put a mark on Cain [to protect him]. It was a warning to anyone who met him not to kill him.

Say, "What a sad story! Adam and Eve passed their sinful hearts and bad choices to their son, Cain."

Ask, "Who remembers what Cain did wrong? Cain killed his brother out of anger. Because of this, he deserved to die too, but God did not kill Cain. God was kind to him. He put a mark on Cain that would protect him. Cain did not deserve God's kindness, did he? No. But we see that **God is kind, even when we sin**—even when we really mess up. Are you thankful that God is kind to you even when you do not deserve it?"

JOINING TO JESUS: "God warns Cain that he must rule over sin, but he could not (and we cannot either). That is why we need Jesus! Jesus came to take away our sin and make us more like Himself (1 John 3:5). Jesus gave us His Holy Spirit to help us obey God" (1 John 3:5-6).

TRANSITION: Say, "Even though we do not deserve it, God is so kind to us. If we tell God what we have done wrong, He will forgive us (1 John 1:9). That is pretty amazing!"

DISCUSS — 10 MINUTES

Say, "Our lesson today was so sad but important! Let's talk about it."



BE CAREFUL IN THE DISCUSSION TIME! WHEN TALKING ABOUT SIN, MAKE SURE TO EXPLAIN HOW MUCH GOD LOVES THEM EVEN WHEN THEY SIN. NO SIN IS TOO BIG FOR GOD TO FORGIVE.

1. Who is kind to us when we disobey God and sin?

Response: **God is kind, even when we sin.**

2. Why did Cain kill his brother?

Response: Cain was angry at his brother. He gave in to his evil heart instead of listening to God.

3. God asked Cain, "Where is your brother Abel?" Do you think God knew where Abel was?

Response: Yes! God knows everything, and He knew what Cain did. What God wanted was for Cain to ask for forgiveness, but instead, Cain turned his heart away.

4. Have you ever been so angry with someone that you hurt them? Maybe you hit them, said something mean to them, or took something from them. Why did you do that?

Response: Answers will vary.

5. How did God show kindness to Cain, even after he killed his brother?

Response: God put a mark on Cain so no one would kill him. God protected Cain's life.

6. Who should we ask forgiveness from when we sin?

Response: We should ask for God's forgiveness.

7. What does this story tell us about God?

Response: **God is kind, even when we sin**, God is good, God knows everything about us and still loves us, God wants us to ask for forgiveness, God takes care of us, God protects us, etc.

TRANSITION: Say, "What great answers! We are going to do an activity to help us remember that **God is kind, even when we sin.**"

RESPOND — 15 MINUTES

MATERIALS: | *Cain* Page (1 per child) | Paint and Wet Wipes (Optional) | Crayons |

Say, "Remember last week's story on how God was kind to Adam and Eve by making them clothes? Well, God was also kind to Cain by putting a mark on him to protect him. Today, we will put a mark on Cain's head to remind us of God's kindness."



IF YOU WILL BE USING PAINT TO MAKE THE MARK ON CAIN'S HEAD, HAVE WET WIPES READY TO CLEAN OFF MESSY FINGERS.

INSTRUCTIONS:

1. Have each child color their *Cain* Page.
2. When the kids are done coloring have them put a mark on Cain's head.
 - Optional: Help the children make the mark on Cain with paint.



IF YOU USE PAINT, THIS ACTIVITY MIGHT GET MESSY! IF YOU DO NOT WANT TO CLEAN UP PAINT SMEARS, USE A MARKER OR A DIFFERENT COLOR CRAYON TO MAKE THE "MARK" ON CAIN'S HEAD. IF YOU HAVE SPECIAL NEEDS CHILDREN, YOU MIGHT NEED TO ADD THE MARK FOR THEM.

TRANSITION: Say, "Nice job putting the mark on Cain's head. Do not forget, **God is kind, even when we sin.**"

MEMORIZE — 5 MINUTES

Say, “This month’s verse is all about God’s kindness! Does anyone remember the verse from last week? Listen to me say it, and then we can say it together.” Say the verse once, invite everyone to say it together, then have the children try it by themselves.

“The Lord (point up) shows mercy and is kind (sign language for “love” by crossing your arms over your chest). He does not (shake head “no”) become angry (make an angry face and put your hands on your hips) quickly.” Psalm 103:8 (ICB)

CHALLENGE: Try reciting the verse in three to five-word chunks if your class is having a hard time memorizing it.

REFLECT — 5 MINUTES

Say, **“God is kind, even when we sin.** Who can remind us what the word ‘sin’ means? Right! We sin when we disobey God. Sometimes we let our anger win and do things that hurt God’s heart like Cain did. But God offers to help us with the power of the Holy Spirit. Let’s pray and ask God to help us.”

SAMPLE PRAYER: *“Dear Jesus, thank You for Your kindness. Please help us by the power of Your Spirit. Remind us that it is not by our power, but by Your power that we become more like You! Amen.”*

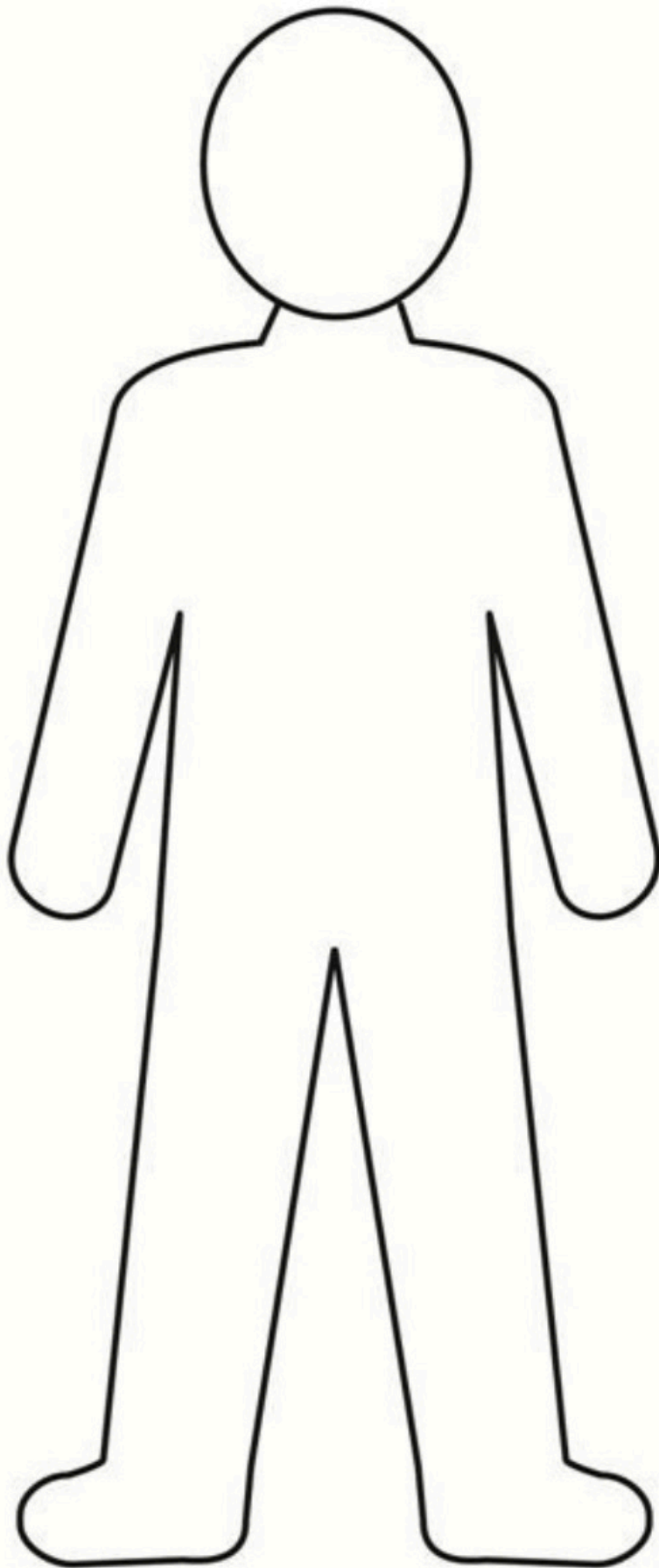
RELEASE —

If there is extra time before parents arrive, replay *Race to the Mark*, review God’s kindness from today’s story, or work on the monthly memory verse.



AS PARENTS ARRIVE, SHARE WHAT THEIR KIDS LEARNED TODAY.
REMIND THEM THAT THEY CAN CONTINUE THE LEARNING AT
HOME BY FOLLOWING THE MONTHLY PARENT GUIDE.

CAIN



GOD IS KIND, EVEN WHEN WE SIN.



THE PEOPLE'S SIN — NOAH'S ARK

BIBLE PASSAGE

Genesis 6:9, 11-13, 18; 7:17, 21, 23-24; 8:1, 21 (ICB)

BIG IDEA

God is kind, even when we sin.

FOCUS VERSE

"The Lord shows mercy and is kind. He does not become angry quickly." Psalm 103:8 (ICB)

LESSON MATERIALS

| Puzzle Piece | Animals (Stuffed, Figurines, or Paper) | Masking or Painter's Tape | Timer | *Noah's Ark* Page | Crayons |

GREET — 15 MINUTES

Connection questions to ask as the children arrive:

- If you could invent something, what would you invent and why?
- What would your dream room look like?

WORSHIP — 10 MINUTES

Sometimes we treat worship as just another item on our checklist. Challenge the kids to treat the opportunity to worship as a gift. Say, "We GET to worship the God who made us! Let's worship God with our whole selves: our minds, our hearts, and our bodies!"

PRAY — 5 MINUTES

Pray with your class to start the lesson.

SAMPLE PRAYER: *"God, thank You for who You are! We are so grateful that we can worship You. We know You are here with us. Help us learn more about You. We love You! In Jesus' name, Amen."*

REVIEW — 5 MINUTES

MATERIALS: | Puzzle Piece |

BACKGROUND: Say, “This month, we have been talking about how **God is kind, even when we sin**. Remember, ‘sin’ means disobeying God or doing something wrong. Two weeks ago, we talked about how God made clothes for Adam and Eve even though they disobeyed Him. Then last week, we learned that after Cain killed his brother Abel, God showed him kindness by marking Him so no one would hurt him. We discovered that **God is kind, even when we sin** too. Do you remember that? Well, today, we get to hear another story of God’s kindness! But first, who would like to put up this week’s puzzle piece?”

TRANSITION: Say, “Let’s play a game to get our minds and hearts ready for our story.”

ENGAGE — 10 MINUTES

MATERIALS: | 30-40 Animals (Stuffed, Figurines, or Paper) | Masking or Painter’s Tape (1 roll per class) | Timer (1 per class) |

Say, “Today, we will work together to save all the animals from the flood! Can you guys help me save the animals?”

GAME GOAL: To save all the animals scattered around the room from the “flood” and put them on the boat.

HOW TO PLAY:

1. Using the tape, make a two foot by three foot boat outline on the ground on one side of the room.
2. Next, scatter the animals on the floor around the room.
3. Tell everyone that the floor is the flood and that they have to try to save the animals as fast as they can and drop them into the “boat” to protect them.
4. When you say, “go,” start the timer. Give the class one minute to pick up as many animals as they can and put them in the “boat.”
5. Replay as time allows. With each new game, try to beat the previous time with each round.

CHALLENGE: Switch up how the kids get the animals to the “boat.” Example: 1) kids only use their elbows to move the animals to the boat, or 2) kids lock arms with a partner and pick animals up as a pair.

TRANSITION: Say, “Great job saving the animals! You worked together so well! The story we get to hear today is about saving animals too. It is also about God saving His people from a flood too.”

LEARN — 15 MINUTES

Say, “Our story is about a man named Noah. Who has heard the story of Noah before? Me too! Well, Noah was from the family line of Adam and Eve and lived a few hundred years after them. During this time, sin (or doing wrong) had spread from Adam and Eve to all people. Let’s find out how God showed kindness to one very special family.” Read Genesis 6:9, 11-13, 18; 7:17, 21, 23-24; 8:1, 21 (ICB).



DECIDE HOW YOU WILL EXPLAIN THE WORD “VIOLENCE” (GENESIS 6:11) IF THE CHILDREN ASK. YOU COULD SAY, “ALL THE PEOPLE WERE FIGHTING AND HURTING ONE ANOTHER.”

⁹ ... Noah was a good man. He was the most innocent man of his time. He walked with God... ¹¹ People on earth did what God said was evil. Violence was everywhere. ¹² And God saw this evil. All people on the earth did only evil. ¹³ So God said to Noah, "People have made the earth full of violence. So I will destroy all people from the earth. ¹⁸ But I will make an agreement with you. You, your sons, your wife and your sons' wives will all go into the boat.

¹⁷ Water flooded the earth for 40 days... ²¹ All living things that moved on the earth died. This included all the birds, tame animals, wild animals and creatures that swarm on the earth. And all human beings died... ²³ So God destroyed from the earth every living thing that was on the land. This was every man, animal, crawling thing and bird of the sky. All that was left was Noah and what was with him in the boat. ²⁴ And the waters continued to cover the earth for 150 days.

¹ But God remembered Noah and all the wild animals and tame animals with him in the boat. God made a wind blow over the earth. And the water went down. ²¹ He [God] said to himself, "I will never again curse the ground because of human beings. Their thoughts are evil even when they are young. But I will never again destroy every living thing on the earth as I did this time.

Say, "Wow! What a hard story to hear. Let's work together to find God's kindness from His Word."

Ask, "How did God show kindness to Noah's family even though they were not perfect? God saved Noah and his family from the flood by telling Noah to build a boat. God was kind to Noah, and **God is kind, even when we sin**. Noah and his family were not perfect. Noah still disobeyed God just like we do, but He loved God and did his best to follow Him. God's kindness is great toward us."

JOINING TO JESUS: "God put Noah in the ark to protect him from the flood. Just like Noah, God sent Jesus to protect us from our sins. Because of Jesus, we get to have God's kindness and protection instead of punishment. Jesus is our protector."

TRANSITION: Say, "**God is kind, even when we sin** because He loves us. Even with punishment, God is always kind. He is a good Father."

DISCUSS — 10 MINUTES

Say, "Our story today was so interesting! Let's talk about it together."

1. Who is kind, even when we sin?

Response: **God is kind, even when we sin.**

2. Why do you think God chose to save Noah and his family from the flood?

Response: Noah loved God, and he walked faithfully with Him. Although he was not perfect, the Bible says Noah was "a good man" (Genesis 6:9). God was kind to Noah and his family because He loved them.

3. Why did God destroy everything on earth?

Response: "The Lord saw that the people on the earth were very evil. He also saw that their thoughts were only about evil all the time" (Genesis 6:5).

4. How did God show kindness to Noah and his family?

Response: God saved Noah and his family by telling Noah to make a giant boat they could live in during the flood.

5. God made a very important promise after the flood. What did God promise (8:21)?

Response: God promised never to flood the whole earth again. He also promised never again to destroy all living things.

6. When God created the world, it was perfect! How did the whole world become so evil?

Response: Sin spread from one person, to their kids, then to all the people.

7. What does this story tell us about God?

Response: **God is kind, even when we sin**, God wants us to obey Him, God is our protector, God sent Jesus to protect us from our sin, God makes promises He will not break, etc.

TRANSITION: Say, "Who is ready to make a craft that will help us remember that **God is kind, even when we sin**, just like He was to Noah and his family?"

RESPOND — 15 MINUTES

MATERIALS: | Noah's Ark Page (1 per child) | Crayons |

Say, "Remember how kind God was to Adam and Eve by making them clothes? Then He showed Cain kindness by marking him so no one would hurt him. Well, God also showed kindness to Noah and his family by keeping them safe inside an ark (boat) during the Great Flood! Today, we are each going to make an ark to remind us that **God is kind, even when we sin.**"

INSTRUCTIONS:

1. Give each child a Noah's Ark Page and crayons.
2. Instruct the kids to draw Noah and his family in the boat and then color in the remainder of the page.

TRANSITION: Say, "Do not ever forget that **God is kind, even when we sin**. We do not deserve His love and forgiveness, but He gives it to us anyway. He showed His kindness to Noah with the ark, and He shows His kindness to us today too!"

MEMORIZE — 5 MINUTES

Say, "Who remembers what this month's verse is about? Right! God's kindness! We call this kindness 'mercy.'" Say the verse together, invite everyone to say it with you, then have the children try it by themselves.

"The Lord (point up) shows mercy and is kind (sign language for "love" by crossing your arms over your chest). He does not (shake head "no") become angry (make an angry face and put your hands on your hips) quickly." Psalm 103:8 (ICB)

CHALLENGE: Play a game to help with memorization! For example, you can recite the verse round-robin style. Have everyone stand in a circle and choose someone to start the verse by saying the first word. Everyone will go around the circle saying the next word in the verse until it is complete. When the entire verse has been recited, the person who said the last word is out. Repeat the process until only one person is left standing.



IF A CHILD GETS STUCK ON A WORD THEY CANNOT REMEMBER,
WHISPER THE NEXT WORD OF THE VERSE TO THEM.


REFLECT — 5 MINUTES

Say, **“God is kind, even when we sin.** Our God was so kind to Noah, and He is kind to us too! We get to experience God’s kindness every day, thanks to Jesus. Does anyone want to pray and thank God for His kindness?”

SAMPLE PRAYER: *“God, thank You for having kindness on Noah. We know that You are full of kindness, and that You are slow to get angry with us. Thank You for being OUR God. In Jesus’ name, Amen.”*

RELEASE —

If there is extra time before parents arrive, replay the ENGAGE game, continue discussing today’s story, finish incomplete crafts, etc.





THE WHOLE WORLD'S SIN — THE TOWER OF BABLE

BIBLE PASSAGE

Genesis 11:1, 4-9 (ICB)

BIG IDEA

God is kind, even when we sin.

FOCUS VERSE

"The Lord shows mercy and is kind. He does not become angry quickly." Psalm 103:8 (ICB)

LESSON MATERIALS

| Puzzle Piece | Small Disposable Cups | Timer | Construction Paper | 2" x 1.5" Construction Paper Squares | Glue Sticks | Crayons |

GREET — 15 MINUTES

Connection questions to ask as the children arrive:

- Name one thing you love about how God made you.
- If you could change one rule, which one would you change?



IF YOU NOTICE A NEW CHILD, INTRODUCE THEM TO OTHERS IN THE CLASS.

WORSHIP — 10 MINUTES

Say, "Worship is about showing our love to a God who deserves all of our praise."

Before you teach this week, prayerfully read Hebrews 1:1-4. This passage provides direction for why we worship Jesus. Then, as you prepare to sing together, dialogue with the children about why we set aside time for worship. Share some of what you learned from your reading, but also listen to what the kids say. They often have great insight into why God is worthy of our worship.

PRAY — 5 MINUTES

Start your lesson off with prayer.

SAMPLE PRAYER: *"God, thank You for Your kindness! You are so good to us, even when we do not deserve it. Help us become better students of You. In Jesus' name, Amen."*

REVIEW — 5 MINUTES

MATERIALS: | Puzzle Piece |

BACKGROUND: Say, "This month, we have been talking about how **God is kind, even when we sin**. Remember, a 'sin' is anything that we do wrong (or that disobeys God). What are some examples of ways we sin? Aren't you glad God forgives us when we ask? Now, who remembers some of the stories of God's kindness we have learned this month?"

- Week 1: God made clothes for Adam and Eve after they disobeyed Him.
- Week 2: God put a mark on Cain to protect him after he killed his brother Abel.
- Week 3: God gave instructions to Noah about how to build a boat to save him and his family from the flood.

"Great! All of these stories focused on how **God is kind, even when we sin**. Today is our last lesson in this series. Who is ready to hear it?" Choose someone to put this week's puzzle piece on the wall.

TRANSITION: Say, "Let's get ready to learn!"

ENGAGE — 10 MINUTES

MATERIALS: | Small Disposable Cups (30 cups per group) | Timer (1 per class) |

Say, "Today, we will be teaming up to see who can build the largest cup tower! Who thinks they are going to win?"

GAME GOAL: To see which team creates the tallest tower in the allotted time.

HOW TO PLAY:

1. Divide everyone into teams of three to four people.
2. Give each team 30 small disposable cups.
3. When you say, "go," give each team three minutes to make the tallest tower they can with their cups.
4. Whoever has the highest, free-standing tower at the end of three minutes, wins.

MODIFICATION: Adjust the timing of the competition if the kids complete the challenge too quickly. You can also switch team members after each round to keep it interesting.

TRANSITION: Say, "Awesome towers! The story we will be reading in a few minutes is about a group of people who decided to build the tallest tower in the world! Sounds great, right?! Well, the problem was WHY they wanted to build the tower. Are you ready to hear it?"

LEARN — 15 MINUTES

Say, "Today's story is called the 'Tower of Babel.' Remember, this month, we have been talking about how **God is kind, even when we sin**. Sin started with Adam and Eve, it moved to their son Cain, and then spread to the people of Noah's time, and then it spread to the whole world. Sin was in everyone and everyone disobeyed God. In today's story, we will see how God is kind to many people who do not deserve His kindness. Who is ready to hear about it?" Read Genesis 11:1, 4-9 (ICB).

¹ At this time the whole world spoke one language. Everyone used the same words. ⁴ Then they said to each other, "Let's build for ourselves a city and a tower. And let's make the top of the tower reach high into the sky. We will become famous..."

⁵ The Lord came down to see the city and the tower that the people had built. ⁶ The Lord said, "... They all speak the same language. This is only the beginning of what they will do... ⁷ Come, let us go down and confuse their language. Then they will not be able to understand each other." ⁸ So the Lord scattered them from there over all the earth. And they stopped building the city. ⁹ That is where the Lord confused the language of the whole world. So the place is called Babel. So the Lord caused them to spread out from there over all the whole world.

Say, "These people do not sound like they deserved God's kindness, do they?"

Ask, "What was wrong with these people's actions? These people sinned when they tried to make themselves more important than God, but **God is kind, even when we sin**. God confused their language and split everyone up to stop them from sinning. This was God's kindness for His people."

JOINING TO JESUS: *"Jesus did not come to earth to be famous, but He came to earth to make God famous. (Define 'famous.') The people building the tower only wanted their own names to be famous."*

TRANSITION: Say, "Do not forget that **God is kind, even when we sin**. He is kind to us when we do not deserve it or even ask for it."

DISCUSS — 10 MINUTES

Say, "Great job listening to our story! Let's talk about it together."

1. Who is kind to us when we sin?

Response: **God is kind, even when we sin.**

2. How were the people going to make themselves famous?

Response: They planned to build a tower that reached the sky.

3. What did God do to make everyone stop working on the tower?

Response: God gave them all different languages and scattered them throughout the earth. When they could not understand each other, they had to stop building the tower.

4. The people wanted to be famous and make themselves great. How was Jesus different?

Response: Jesus did not come to be famous. He came to give His life for ours and to make God's name famous.

5. What can we learn about the people from the lessons today?

Response: The people tried to make themselves as great as God. They sinned in other ways too, just like we do. No one is perfect, except Jesus, God's Son. Thankfully, our sin does not stop God's kindness

6. What does this story tell us about God?

Response: **God is kind, even when we sin**, God wants us to obey Him, God knows the evil of our hearts and still loves us, God is good, etc.

TRANSITION: Say, "Nice job, everyone! Let's do an activity to help us remember that **God is kind, even when we sin.**"

RESPOND — 15 MINUTES

MATERIALS: | Construction Paper (1 sheet per child) | 2" x 1.5" Construction Paper Squares (15 per child) | Glue Sticks | Crayons |

Say, "Do you remember how God showed kindness to Adam and Eve by making them clothes? Then, He showed mercy to Cain by putting a mark on him for protection. Then, God was kind to Noah's family by keeping them safe in the boat, even when they did not deserve it. Well, God also showed kindness to the world when He stopped the people from building their tower. God's kindness is amazing. To help us remember our story, we are each going to make a Tower of Babel to take home. Let's do it."

INSTRUCTIONS:

1. Give everyone a piece of construction paper, 15 construction paper squares, and a glue stick.
2. Instruct everyone to make a tall tower on their paper using the construction paper squares as bricks.
3. Once everyone has made a tower, tell each person to share about their craft with the person sitting next to them.



IT MAY BE HELPFUL TO MAKE A SAMPLE CRAFT TO SHOW THE KIDS AN EXAMPLE.

TRANSITION: Say, "**God is kind, even when we sin.** Remember, we do not deserve God's kindness, but He gives it to us because He is kind, and He loves us. He showed His kindness to the people by stopping them from working on the tower, and He shows us kindness too!"

MEMORIZE — 5 MINUTES

Say, "Today is our last day to practice this month's verse about God's kindness. Let's go over it one more time. Who thinks they can try it all by themselves?"

"The Lord (point up) **shows mercy and is kind** (sign language for "love" by crossing your arms over your chest). **He does not** (shake head "no") **become angry** (make an angry face and put your hands on your hips) **quickly.**" **Psalm 103:8 (ICB)**

CHALLENGE: Invite the kids to come up to the front, one-by-one, to say their verse for the class.



SINCE THIS IS THE LAST WEEK MEMORIZING PSALM 103:8, ENCOURAGE, BUT DO NOT PRESSURE, THE KIDS TO TRY AND RECITE THE VERSE ALONE.

REFLECT — 5 MINUTES

Say, **“God is kind, even when we sin.** Did you know that God has already been kind to you? The biggest way we see this is through Jesus! God sent His Son, Jesus, to take the punishment for everything we have done wrong and will do wrong. This was God’s greatest kindness to us! If you have not told your sins to God and asked for forgiveness, you can do that today. Just pray along with us. Then, let me know if you prayed this today so we can thank God together. Let’s pray.”

SAMPLE PRAYER: *“God, thank You for being so kind to us. Thank You for sending Your Son, Jesus, to die on a cross for us so we can be forgiven. I know I have disobeyed You. Please forgive me and help me. I want to live for You. We love You. In Jesus’ name, Amen.”*

RELEASE —

If there is extra time before parents arrive, replay the tower building game, finish incomplete crafts, or participate in more discussion time, etc.

