



BECOMING EXTRAORDINARY

GOD MAKES DAVID GREAT

IPHC CHILDREN'S CURRICULUM

WRITER - TIFFANY CRISP
EDITOR - KRISTI CAIN
EDITOR [PRE-K ONLY] - JENNIFER MCGHEE
DESIGNER - KATE KALVACH

DAVID, THE MUSICIAN

BIBLE PASSAGE

1 Samuel 16:14-19, 21-23 (ICB)

BIG IDEA

God makes ordinary people extraordinary.

FOCUS VERSE

“For my power is made perfect in weakness.” 2 Corinthians 12:9 (NIV)

LESSON MATERIALS

| Puzzle Piece | Chairs | Music | Popsicle Sticks | Rubber Bands | Jewels, Sequins, Glitter (Optional) | Liquid Glue | Markers or Crayons |

GREET — 15 MINUTES

Connection questions to ask as the children arrive:

- Do you play an instrument? If so, which one? If not, which instrument would you like to play?
- What's your favorite song?

WORSHIP — 10 MINUTES

When worshipping, keep in mind that the kids are watching you. The way you worship will often be the way the kids worship. Ask the children if they have any questions about how you or others worship. Take a few moments to discuss their responses before you sing.

PRAY — 5 MINUTES

Pray together as a class to start the day.



SWITCH IT UP TODAY! BREAK EVERYONE INTO PAIRS AND HAVE PARTNERS PRAY FOR ONE ANOTHER.

SAMPLE PRAYER: “God, we are so blessed that You want a relationship with us. We love that we can call You our friend. Help us learn more about who You are today. In Jesus’ name, Amen.”

REVIEW — 5 MINUTES

MATERIALS: | Puzzle Piece |

BACKGROUND: Say, "Who remembers this month's topic? Right! Our lessons are called *Becoming Extraordinary*, and we're talking about how the Lord made David extraordinary. Did you know that **God makes ordinary people extraordinary**? Well, He does! Last week, we talked about David, the shepherd, who God chose to be King over His people. This week, we will learn about another way God took David from ordinary to extraordinary. Let's hang up our next puzzle piece."

TRANSITION: Say, "Now, we get to play a game together! Who's ready?"

ENGAGE — 10 MINUTES

MATERIALS: | Chairs (1 per child) | Music |

Say, "Today we're going to play *Musical Chairs*! Who is familiar with that game? Great! Let's get into our positions."

GAME GOAL: To be the last one seated in a chair.

HOW TO PLAY:

1. You will need one less chair than the number of children in the room. For example, if you have ten children playing *Musical Chairs*, you will only need nine chairs.
2. Set up chairs in a closed circle with every chair facing outward.
3. Have everyone pick a spot to stand around the outside of the chairs.
4. Start the music and instruct everyone to walk around the chairs until the music stops playing.
5. When you stop the music, each child must quickly sit in an empty seat.
6. The person who is left standing without a seat is "out."
7. Remove a chair and repeat the process. Continue playing until there is only one chair left, and you have one winner.
8. Replay if there is extra time.

TRANSITION: Say, "Nice job! *Musical Chairs* was so fun! Our story today is also about music! I hope you'll think of our Bible story every time you play *Musical Chairs*! Now, let's open God's Word."

LEARN — 10 MINUTES

Say, "In last week's lesson, we learned that God told Samuel to choose David as king, but David didn't become king immediately. Our story today is about the king who reigned before David. His name was Saul, and he was not a good king. He disobeyed the Lord over and over again, so God's Spirit left Saul. Let's read together and find out how God transforms David's ordinary talent into something extraordinary." Read 1 Samuel 16:14-19, 21-23 (ICB).



WHEN READING THE STORY, PLAY THE SOUNDS OF A HARP IN THE BACKGROUND. STOP READING EVERY TIME THE STORY SAYS "HARP" AND LISTEN TO THE SOUND OF THE HARP. YOU CAN USE THIS LINK FOR HARP MUSIC: [HTTPS://WWW.YOUTUBE.COM/WATCH?V=P8LXD7INPK0](https://www.youtube.com/watch?v=P8LXD7INPK0)

¹⁴ But the Lord's Spirit had gone out of Saul. And an evil spirit from the Lord troubled him. ¹⁵ Saul's servants said to him, "See, an evil spirit from God is troubling you." ¹⁶ Give us the command. We will look for someone who can play the harp. When the evil spirit from the Lord enters you, he will play. Then the evil spirit will leave you alone. And you will feel better." ¹⁷ So Saul said to his servants, "Find someone. If he plays well, bring him to me." ¹⁸ One of the servants said, "Jesse of Bethlehem has a son who plays the harp. I have seen him play it. He is a brave man and fights well. He is a good speaker and handsome. And the Lord is with him."

¹⁹ Then Saul sent messengers to Jesse. The message said, "Send me your son David, who is with the sheep." ²¹ When David came to Saul, he began to serve him. Saul loved David very much... ²² Saul sent a message to Jesse. He said, "Let David stay and serve me. I like him." ²³ When the evil spirit from God entered Saul, David would take his harp and play. Then the evil spirit would go out of him. And Saul would feel relief. He would feel better again.

Say, "God used David's talent to help King Saul AND to move David into the king's house. Do you see how **God makes ordinary people extraordinary?** God is our strength!"

- Ask, "What talent did David use to help Saul?"

"God made David a great musician. When he played the harp for King Saul, it calmed him. Without God, David's playing was ordinary, but God made his playing so extraordinary that it caused evil spirits to leave. Don't forget, **God makes ordinary people extraordinary** for His glory."

JOINING TO JESUS: *"Jesus is more extraordinary than David. Even though David loved God and eventually became a great King, his power was not his own. However, Jesus IS God, and He has complete power over evil. For example, Jesus only had to speak a word and the evil spirits left (Mark 5:1-20). Jesus is even called the Prince of Peace (Isaiah 9:6)."*

TRANSITION: Say, "I'm so grateful we get to know the extraordinary Jesus! **God makes ordinary people extraordinary**, doesn't He?"

DISCUSS — 10 MINUTES

Say, "Let's talk about our story together!"

1. Who makes ordinary people extraordinary?

Response: **God makes ordinary people extraordinary.**

2. Was King Saul a good king or a bad king?

Response: King Saul was a bad king who disobeyed God.

3. How did God use David to help Saul?

Response: God made David's harp playing extraordinary, and it calmed Saul.

4. How was David different than other musicians (v. 18)?

Response: God sent the Holy Spirit to be with David.

5. Why did King Saul tell Jesse (David's father) that he wanted David to stay with him?

Response: David was the only one who could play in a way that made the evil spirits leave. David's harp playing brought peace to Saul.

6. How is Jesus better than David?

Response: Answers will vary.

7. Do you think God can make you extraordinary? How do you think God wants to use you to love others?

Response: Answers will vary.

8. Why do you think God makes His people extraordinary?

Response: God makes us extraordinary so we can love Him and others. In this story, God used David's talent to bless Saul, and also to move David into a position of leadership so he could eventually become king.



ENCOURAGE THE CHILDREN TO TRUST GOD. WE NEVER KNOW HOW HE IS WEAVING US INTO HIS GREAT STORY.

9. What does this story tell us about God?

Response: **God makes ordinary people extraordinary**, God brings peace, God uses David's harp playing for His glory, God was with David, God is with the ones who love Him, etc.

TRANSITION: Say, "Good answers! The next thing we're going to do is make something to help remind us that **God makes ordinary people extraordinary.**"

RESPOND — 15 MINUTES

MATERIALS: | Popsicle Sticks (4 per child) | Liquid Glue | Rubber Bands (4 per child) | Jewels, Sequins, Glitter (Optional) | Liquid Glue | Markers or Crayons |

Say, "Today, we will be making harps to help us remember that God made David's ordinary playing extraordinary. **God makes ordinary people extraordinary.** Let's make it!"

INSTRUCTIONS:

1. Give each child four popsicle sticks, four rubber bands, glue, crayons, and decorations are optional.
2. Tell each child to glue their popsicle sticks together at the ends to make a square.
3. When the popsicle sticks have dried together, wrap rubber bands across the middle to make the bands look like vertical strings on a harp.

MODIFICATION: Have them glue on jewels, sequins, glitter, etc. to transform it from ordinary to extraordinary in appearance.



IF THE POPSICLE STICKS ARE STILL WET, LET THEM FINISH DRYING DURING THE REST OF THE LESSON AND COME BACK AND ADD THE "STRINGS" TO THE HARPS LATER.

TRANSITION: Say, "God makes ordinary people extraordinary, and He can make you extraordinary too! God makes us extraordinary so we can love Him and love others better. We never know how Jesus might use us!"

MEMORIZE — 5 MINUTES

Say, "We are going to continue memorizing the verse from last week! Remember, our verse reminds us that our power to be extraordinary comes from God and not from us. Who thinks they can tell us what it says? Great! Let's practice the verse together."

"For my power (flex your muscles) is made perfect (O.K. hand signal) in weakness (show limp arms)." 2 Corinthians 12:9 (NIV) (hold your hands out like a book)

CHALLENGE: Ask the kids to share some of their favorite ways to memorize verses. Try a few of their ideas with the class.

REFLECT — 5 MINUTES

Say, "God took David from ordinary to extraordinary. David was the only musician who could get rid of the evil spirits from Saul's mind with his playing. Only God can do something that amazing with David's talent! Do you want God to make you extraordinary? I know I do! Let's pray for each other and ask God to make ourselves and our friends extraordinary."

SAMPLE PRAYER: "God, thank You for being extraordinary. We are amazed by how wonderful You are! Make _____ extraordinary for You. Thank You. In Jesus' name, Amen."

RELEASE — 5 MINUTES

If there is extra time, replay *Musical Chairs*, review the big idea, finish any harps that are incomplete, or allow the children to ask questions and wonder about the lesson.



YOU DON'T HAVE TO KNOW THE ANSWER TO EVERY QUESTION THAT CHILDREN ASK. IF YOU DON'T KNOW THE ANSWER, SAY SO AND THEN FIND IT TOGETHER!



DAVID, THE WARRIOR

BIBLE PASSAGE

1 Samuel 17:1-4, 10-11, 25-26, 32-35, 37, 40, 42-43, 45, 47-50 (ICB)

BIG IDEA

God makes ordinary people extraordinary.

FOCUS VERSE

“For my power is made perfect in weakness.” 2 Corinthians 12:9 (NIV)

LESSON MATERIALS

| Puzzle Piece | Cornhole Bean Bags | Painter’s or Masking Tape | Story Props (Optional) | Popsicle Sticks | String | Construction Paper | Liquid Glue |

GREET — 15 MINUTES

Connection questions to ask as the children arrive:

- Who is the tallest person you know? How tall are they?
- Do you play video games? If so, what’s your favorite game?

WORSHIP — 10 MINUTES

Worship can be defined as “the feeling or expression of reverence and adoration for” God. Kids are just as capable of worshipping God as we are and often have great things to teach us.



IF YOU HAVE OLDER KIDS, TRY LETTING THEM DEVELOP AND PRODUCE ONE OF YOUR UPCOMING WORSHIP SERVICES. IT’S A GREAT WAY TO TEACH THEM ABOUT WORSHIP AND SERVICE!

PRAY — 5 MINUTES

Prayer is an integral part of a believer’s life, and we need to pass this discipline on to our children. Don’t miss the opportunity to start each lesson off in prayer.

SAMPLE PRAYER: “God, we are excited to learn more about how You make people extraordinary. We love that You have the power to do that for us! Help us be extraordinary for You and Your Kingdom. In Jesus’ name, Amen.”

REVIEW — 5 MINUTES

MATERIALS: | Puzzle Piece |

BACKGROUND: Say, “We are in a unit of lessons called *Becoming Extraordinary* where we are talking all about how God made David extraordinary. Who remembers some of the ways God made David extraordinary?”

- Week 1: God chooses David, the shephard, to be the future king.

- Week 2: God made David an extraordinary musician with the ability to calm King Saul’s mind.

“You have great memories! This week, we will talk about another way **God makes ordinary people extraordinary**. But first, let’s put up our next puzzle piece.”

TRANSITION: Say, “Who’s excited to play a game to get our minds and ears ready to hear today’s lesson?”

ENGAGE – 10 MINUTES

MATERIALS: | Cornhole Bean Bags (1 per child) | Painter’s or Masking Tape |



IF YOU DO NOT HAVE ENOUGH CORNHOLE BEAN BAGS, YOU CAN MAKE YOUR OWN OR PLAY TWO ROUNDS WITH HALF OF THE STUDENTS PLAYING IN EACH ROUND.

Say, “Today’s game is called *Ready, Aim, Fire!* Who thinks they have good aim? Well, I guess we will find out! Let’s play.”

GAME GOAL: To get your cornhole bean bag the closest to the center of the square.

HOW TO PLAY:

1. Tape a one ft. x one ft. square on the floor using painter’s (or masking) tape—this square will be the goal. Then, add one small piece of tape in the center of the square.
2. Next, make a small tape line at least 10 feet away from the square—this will be the throwing line.
3. Line everyone up behind the throwing line. When it is their turn, each child should walk to the line with their cornhole bag. Next, say “Ready, Aim, Fire!” to signal that child to toss their bean bag underhanded (getting it as close to the center of the square as possible).
4. Repeat with the rest of the players.
5. When everyone has thrown their bean bag, determine whose bag is closest to the center of the square. That person is the winner!
6. Replay as time allows.

TRANSITION: Say, “Nice job playing *Ready, Aim, Fire!* In just a moment, we will read a story that talks about having fantastic aim! Who’s excited to hear it?”

LEARN – 10 MINUTES

Say, “Last week, we talked about how God used David’s ordinary harp playing to extraordinarily calm King Saul. Well, with God’s help, David is going to do something extraordinary in this story too. Listen closely to discover what happened.” Read 1 Samuel 17:1-4, 10-11, 25-26, 32-35, 37, 40, 42-43, 45, 47-50 (ICB).



BE CREATIVE!! STORY PROPS HELP KIDS STAY ENGAGED DURING THE LESSON. SOMETHINGS YOU CAN USE INCLUDE HELMETS, ARMOR, FAKE SWORDS, A SLING, OR ROCKS.

¹ The Philistines gathered their armies for war... ² Saul and the Israelites gathered in the Valley of Elah... ³ The Philistines controlled one hill. The Israelites controlled another... ⁴ The Philistines had a champion fighter named Goliath... He was about nine feet four inches tall. ¹⁰ Then he said, "Today I stand and dare the army of Israel! Send one of your men to fight me!" ¹¹ When Saul and the Israelites heard the Philistine's words, they were very afraid. ²⁵ They said, "Look at this man Goliath. He keeps coming out to speak against Israel. ²⁶ David asked the men who stood near him, "...Why does he think he can speak against the armies of the living God?"

³² David said to Saul, "Don't let anyone be discouraged. I, your servant, will go and fight this Philistine!" ³³ Saul answered, "You can't go out against this Philistine and fight him. You're only a boy. Goliath has been a warrior since he was a young man." ³⁴ But David said to Saul, "I, your servant, have been keeping my father's sheep. When a lion or bear came and took a sheep from the flock, ³⁵ I would chase it. I would attack it and save the sheep from its mouth. ³⁷ The Lord saved me from a lion and a bear. He will also save me from this Philistine." ⁴⁰ He took his stick in his hand. And he chose five smooth stones from a stream. He put them in his pouch and held his sling in his hand. Then he went to meet Goliath. ⁴² Goliath looked at David. He saw that David was only a boy, tanned and handsome. He looked down at David with disgust. ⁴³ He said, "Do you think I am a dog, that you come at me with a stick?" ⁴⁵ But David said to him, "You come to me using a sword, a large spear and a small spear. But I come to you in the name of the Lord of heaven's armies... ⁴⁷ Everyone gathered here will know the Lord does not need swords or spears to save people. The battle belongs to him... ⁴⁸ As Goliath came near to attack him, David ran quickly to meet him. ⁴⁹ He took a stone from his pouch. He put it into his sling and slung it. The stone hit the Philistine on his forehead and sank into it. Goliath fell facedown on the ground. ⁵⁰ So David defeated the Philistine with only a sling and a stone!

Say, "God used an ordinary shepherd and harp player, David, to do extraordinary things for His people. **God makes ordinary people extraordinary**, doesn't He?"

- Ask, "How did David's experience as a shephard help him defeat Goliath?"

"David protected sheep for a living which meant that he had to keep other animals from taking and eating his sheep. Later, David became a mighty, extraordinary warrior, but he only did so with the Lord's help. God took David, an ordinary shepherd, and made him an extraordinary warrior because **God makes ordinary people extraordinary.**"

JOINING TO JESUS: *“David was a shepherd, but he was not the best shepherd. Jesus was the BEST shepherd. He even called Himself the Good Shepherd (John 10:11)! Jesus fights for us and protects us from our enemies, like David did for his sheep and his people. Jesus is so good that He laid His life down for us—His sheep. He loves us with an extraordinary love (John 10:11-16)!”*

TRANSITION: Say, “What an extraordinary story!”

DISCUSS — 10 MINUTES

Say, “Let’s talk about the passage together and see what we remember.”

1. Who makes ordinary people extraordinary?

Response: **God makes ordinary people extraordinary.**

2. How tall was Goliath?

Response: He was 9 feet and 4 inches tall.

3. How would you react if you saw a warrior like Goliath?

Response: Answers will vary.

4. If you were one of the people in this story, who would you be? Why?

Response: Answers will vary.

5. What did Saul tell David when he volunteered to fight Goliath?

Response: Saul told David that he shouldn’t fight Goliath because he was just a boy, but David was brave. He knew God was with him.

6. How did God make David extraordinary?

Response: God made David extraordinary by giving him bravery. He also made David an extraordinary warrior who was able to defeat a mighty giant.

7. How did David defeat Goliath?

Response: David defeated Goliath with a stone that he slung at his head. The rock sunk into the giant’s head and killed him.

8. How is Jesus the best shepherd?

Response: Jesus fights for us, He takes care of us, and He died for us.

9. What does this story tell us about God?

Response: **God makes ordinary people extraordinary**, God is mighty, God used David to defeat Goliath, God loves David and His people, etc.

TRANSITION: Say, “Thanks for talking about the story with me! The next thing we’re going to do is create an item to help remind us that **God makes ordinary people** (like David) **extraordinary.**”

RESPOND — 15 MINUTES

MATERIALS: | Popsicle Sticks (3 per child) | String (1 6”-8” strand per child) | Construction Paper (1 per child) | Liquid Glue |

Say, “Today, let’s make slingshots to help us remember that God made David extraordinary by helping him defeat Goliath. **God makes ordinary people extraordinary.** Let’s make it!”

INSTRUCTIONS:

1. Give each child three popsicle sticks, one piece of string, a sheet of construction paper, and glue.
2. Tell each child to glue their three popsicle sticks into the shape of a "Y" onto the construction paper.
3. Glue one end of the string to each side of the top of the "Y" (or the slingshot).
4. **FINAL PRODUCT:** Each child should leave with a craft that looks like (but doesn't function like) David's slingshot.

TRANSITION: Say, "God can make us extraordinary, and He made David extraordinary too! **God makes ordinary people extraordinary**, so we can do mighty things for Him!"

MEMORIZE — 5 MINUTES

Say, "We get to work on verse memorization again! Yay! Remember, **God makes ordinary people extraordinary**. God knows we are weak and can't do any good thing by ourselves, so He promises to be our strength (Zechariah 4:6). He makes extraordinary people! Who wants to try the memory verse in front of the class?"

"For my power (flex your muscles) is made perfect (O.K. hand signal) in weakness (show limp arms)." 2 Corinthians 12:9 (NIV) (hold your hands out like a book)

CHALLENGE: Do three different activities today to engrain the memory verse in the kids' minds and hearts. First, write the verse down so the children can read it (visual). Next, say the verse aloud so the children can hear it (auditory). Finally, act the verse out, so the children experience it (kinesthetic).


REFLECT — 5 MINUTES

Say, "**God makes ordinary people extraordinary**. God took David from ordinary to extraordinary and made him a great warrior. One of the first times we see this in the Bible is when David defeats Goliath. Everyone in King Saul's army was terrified of the giant, but God made David extraordinary! Did you know God can make you extraordinary too? He wants to use you in powerful ways that will show others how much Jesus loves them? How do you think God wants to make you extraordinary? Take a moment to ask God to show you how He wants to make you extraordinary."

SAMPLE PRAYER: "God, make us extraordinary people for You. Answer our requests to You, and help us become extraordinary in Your eyes. Thank You for listening to us when we talk. We love You. In Jesus' name, Amen."

RELEASE — 5 MINUTES

If there is extra time, play *Ready, Aim, Fire* again, or revisit the memory verse to help your kids hide God's Word in their hearts.



DAVID, THE KIND HOST

BIBLE PASSAGE

2 Samuel 9:2-3, 5-8, 11, 13 (ICB)

BIG IDEA

God makes ordinary people extraordinary.

FOCUS VERSE

“For my power is made perfect in weakness.” 2 Corinthians 12:9 (NIV)

LESSON MATERIALS

| Puzzle Piece | Blindfolds | Paper Plates | Plastic Silverware- Forks and Spoons | Plastic Cups | Napkins | *David, the Host* Image | Scissors | Glue | Markers or Crayons |

GREET — 15 MINUTES

Connection questions to ask as the children arrive:

- Who is your favorite guest to have in your home?
- How have you shown kindness to someone this week?

WORSHIP — 10 MINUTES

Say, “David, who we are learning about this month, worshipped God through celebration. David danced to the Lord and didn’t care what anyone thought of him. David said, ‘I will celebrate in front of the Lord. Maybe I will lose even more honor. And you may think little of me, but I will still praise the Lord through dancing’ (2 Samuel 6:21-22). Let’s put aside our worries about what others think and worship the Lord. He is worthy of our celebration.”

PRAY — 5 MINUTES

Pray with the class before jumping into the lesson.

SAMPLE PRAYER: *“God, You are amazing! We celebrate Your greatness and might. As we read Your Word today, help us get a better picture of how amazing You are. In Jesus’ name, Amen.”*

REVIEW — 5 MINUTES

MATERIALS: | Puzzle Piece |

BACKGROUND: Say, “Today’s lesson is the last one in our unit, *Becoming Extraordinary*. Remember, our big idea for this month is **God makes ordinary people extraordinary**. Who can remind us of how God took David from ordinary to extraordinary? Great job! In the first week, we talked about God choosing David, an ordinary shepherd, to be king. Then, we discussed how God gave David an incredible talent for playing the harp. His music calmed King Saul’s mind when nothing else could help. That was extraordinary! Finally, last week, we looked at how God made David an extraordinary warrior helping him to defeat Goliath—the giant! Wow! Our **God makes ordinary people extraordinary!** Let read one more story about becoming extraordinary. But first, we need to put up this week’s puzzle piece.”

TRANSITION: Say, “Now, let’s play a game to help us prepare for our story.”

ENGAGE — 10 MINUTES

MATERIALS: | Blindfolds (1 per pair) | Paper Plates (1 per pair) | Plastic Silverware- Forks and Spoons (1 of each type) | Plastic Cups (1 per pair) | Napkins (1 per pair) |



IF YOU WANT TO MAKE THIS GAME HARDER, GIVE EACH PAIR AT LEAST TWO OF EACH MATERIAL. THE CHILDREN WILL HAVE TO BLINDLY SORT THROUGH THE DUPLICATED MATERIALS TO FIND AND USE ONE OF EACH.

Say, “The game we’re about to play is called, *Set the Table!* Listen and watch closely, so I can teach you how to play.”

GAME GOAL: To correctly set the table while blindfolded.

HOW TO PLAY:

1. Pair the children up and give each couple a blindfold and one of each material needed to set the table.
2. When you say, “Set the Table,” one person from each pair must put on a blindfold and try to set the table using one of each table setting material (plate, fork, spoon, cup, napkin).
3. When everyone finishes setting their table, have each child take off their blindfold, and see how they did.
4. Instruct the pairs to switch roles and repeat.

TRANSITION: Say, “Nice job setting the table! We will be reading just one more story about David. This time we’ll hear about how he showed extraordinary kindness to someone who really needed it. Who’s ready to hear it?”

LEARN — 10 MINUTES

Say, “**God makes ordinary people extraordinary!** Remember how God chose David to be king while Saul was still king? Well, after Saul died, David became king just like God said he would. Today, we will read a story from after David became king. We will learn how God used David to show extraordinary kindness to a crippled (unable to walk) man named Mephibosheth. Let’s listen to find out why this is such a special story.” Read 2 Samuel 9:2-3, 5-8, 11, 13 (ICB).



USE THE MATERIALS FROM THE **ENGAGE** GAME TO BRING THE STORY TO LIFE.

² Now there was a servant named Ziba from Saul's family. So David's servants called Ziba to him. King David said to him, "Are you Ziba?" He answered, "Yes, I am Ziba, your servant." ³ The king asked, "Is there anyone left in Saul's family? I want to show God's kindness to this person." Ziba answered the king, "Jonathan has a son still living. He is crippled in both feet." ⁵ Then King David had servants bring Jonathan's son...

⁶ Mephibosheth, Jonathan's son, came before David and bowed facedown on the floor. David said, "Mephibosheth!" Mephibosheth said, "I am your servant." ⁷ David said to him, "Don't be afraid. I will be kind to you... I will give you back all the land of your grandfather Saul. And you will always be able to eat at my table." ⁸ Mephibosheth bowed to David again. Mephibosheth said, "You are being very kind to me, your servant! And I am no better than a dead dog!"

¹¹ So Mephibosheth ate at David's table as if he were one of the king's sons. ¹³ ... He lived in Jerusalem and always ate at the king's table.

Say, "God turned an ordinary shepherd into an extraordinarily kind host to Mephibosheth. **God makes ordinary people extraordinary!**"

- Ask, "Why was David's kindness so extraordinary?"

"There are at least two reasons David's kindness was so extraordinary. First, Mephibosheth was Saul's grandson, and even though we didn't learn about it, King Saul became David's enemy and tried to kill him! So, to many people, it would have made sense for David to take revenge on Saul's family. Instead, David treated Mephibosheth like one of his own royal sons. Secondly, crippled people were considered some of the least important people, but David didn't care what others thought. He showed God's extraordinary kindness to Mephibosheth anyways. David told Mephibosheth that as long as he lived, he could eat from his (the king's) table. **God makes ordinary people extraordinary**, like David."

JOINING TO JESUS: *"Like David, who welcomed the least of all people to his table, Jesus welcomes us to His table. We are not worthy of Jesus' kindness, but out of His extraordinary love (Romans 5:8), He treats us as one of His own children."*

TRANSITION: Say, "What an extraordinary story. **God makes ordinary people extraordinary!**"

DISCUSS — 10 MINUTES

Say, "Let's see what we remember about our story."

1. Who makes ordinary people extraordinary?

Response: **God makes ordinary people extraordinary.**

2. Who was Mephibosheth?

Response: Mephibosheth was a crippled man and one of Jonathan's sons. (He was Saul's grandson.)

3. Why did David show kindness to Mephibosheth?

Response: He wanted to honor God and show God's kindness to anyone from Saul's family.

4. Why was Mephibosheth surprised when King David welcomed him to the king's table?

Response: Mephibosheth was from David's enemy's family, and he was a crippled man.

5. How did King David treat Mephibosheth?

Response: He treated him like one of his sons and with great kindness.

6. How is David's kindness to Mephibosheth like Jesus' kindness toward us?

Response: Answers will vary.

7. Why was David's love for Mephibosheth extraordinary?

Response: Answers will vary.

8. Can you think of a time when you needed God to give you extraordinary love for someone?

Response: Answers will vary.

9. What does this story tell us about God?

Response: **God makes ordinary people extraordinary**, God welcomes us, God cares about the least and lost, God wants us to come to Him, God asks us to be His children, etc.

TRANSITION: Say, "Great discussion! Remember, God made David extraordinary, and David used his gifts for good."

RESPOND — 10 MINUTES

MATERIALS: | Paper Plates (1 per child) | *David, the Host* Image (1 per child) | Scissors | Glue | Markers or Crayons |

Say, "Today, we will make a craft to remind us that David showed kindness to Mephibosheth by letting him eat at his table. **God makes ordinary people extraordinary**, doesn't He? When we don't feel kind or forgiving, God can help us like He helped David. Let's get started creating it."

INSTRUCTIONS:

1. Give each child a paper plate, *David, the Host* Image, scissors, and glue.
2. Tell the kids to cut out the David, the Host face and color it in.
3. Next, glue the face onto the plate to remind them that King David was an extraordinarily kind host and let Mephibosheth eat at his table.

TRANSITION: Say, "God made David extraordinarily kind, and He can make us extraordinary too! What a great God we have!"

MEMORIZE — 5 MINUTES

Say, “God makes us extraordinary by taking our weaknesses and making us strong. What are some ways you hope God will make you extraordinary for Him? Thank you for sharing! Now, this is the last day we will cover this month’s memory verse. Who remembers the words?”

“For my power (flex your muscles) is made perfect (O.K. hand signal) in weakness (show limp arms).” 2 Corinthians 12:9 (NIV) (hold your hands out like a book)

CHALLENGE: Clap the syllables in each word of the verse when you recite it. For example, the first two words (“For my”) of the verse are one-syllable words requiring one clap, but the third word (“power”) is a two-syllable word requiring two claps.

REFLECT — 5 MINUTES

Say, “God took David from ordinary to extraordinary by enabling him to show kindness to Mephibosheth. Only **God makes ordinary people extraordinary!** Did you know we all feel ordinary sometimes? Well, God loves you and sees an extraordinary person when He looks at you. Remember, when we started talking about David, we learned he was only a shepherd. Then God made him an extraordinary king who ruled God’s people, a talented musician who calmed troubled minds, a powerful warrior who defeated giants, and a kind host who cared for a crippled man. **God makes ordinary people extraordinary,** doesn’t He?” Pray over your kids that they would know God’s extraordinary love.


SAMPLE PRAYER: *“God, thank You for loving us. We are grateful for the potential You see in us and how You call us extraordinary when we think we’re ordinary. Help us realize how extraordinary we are in You. We love You. In Jesus’ name, Amen.”*

RELEASE — 5 MINUTES

If there is extra time, encourage the kids to play a favorite game, replay *Set the Table*, or retell the story using their craft from the RESPOND section.

DAVID, THE HOST





DAVID, THE SHEPHERD

BIBLE PASSAGE

1 Samuel 16:1, 4, 6-13 (ICB)

BIG IDEA

God makes ordinary people extraordinary.

FOCUS VERSE

“For my power is made perfect in weakness.” 2 Corinthians 12:9 (NIV)

LESSON MATERIALS

| Puzzle Piece | Painter’s Tape or Chalk | Playground Rubber Ball | *David’s Crown* Page | Jewels, Sequins, Glitter (Optional) | Glue | Crayons |

GREET — 15 MINUTES

Connection questions to ask as the children arrive:

- Who is the most extraordinary person you know? What makes them extraordinary?
- What kinds of extraordinary things would you like to do? (Ride in a plane, become the President)

WORSHIP — 10 MINUTES

Teaching kids the story of God (OUR story) includes teaching the theology and history of worship, and you can do that in small ways each week. For example, say, “Worship isn’t something new. For thousands of years, people sang songs to God. Throughout the Bible, we read stories of people worshipping God and giving Him glory. Best yet, we have the pleasure of worshipping God right at this moment. Let’s get ready to worship!”

PRAY — 5 MINUTES

Gather the class for corporate prayer.



ENCOURAGE YOUR KIDS TO PRAY. IF SOMEONE WANTS TO PRAY ALOUD FOR THE CLASS, LET THEM TRY IT!

SAMPLE PRAYER: “God, thank You for bringing us here today. We are so grateful You meet with us wherever we are. Help us learn more about who You are. In Jesus’ name, Amen.”

REVIEW — 5 MINUTES

MATERIALS: | Puzzle Piece |

BACKGROUND: Say, "Today, we start some brand-new lessons called *Becoming Extraordinary*. We will spend the entire month talking about an ordinary man named David, who God makes extraordinary. Who would like to put up this week's puzzle piece before we start our lesson?"

TRANSITION: Say, "Now, let's play a game about the story we're going to read."

ENGAGE — 10 MINUTES


MATERIALS: | Painter's Tape or Chalk | Playground Rubber Ball |

Say, "Has anyone here ever played *4-Square*? Great! Well, in *4-Square*, there are three normal squares and one 'king square.' Your goal is to make it to the king's square and stay in that spot for as long as you can."

GAME GOAL: To remain "king" (or winner) in the 'king's square' of a 4-Square until the game concludes.

HOW TO PLAY:

- Using tape if you're inside or chalk if you're outside, make a *4-Square* outline on the ground (each square should be about 5'x5'). It should look something like this:

3	
2	1

- Assign one person to each square at the start of the game. The "king's square" is the box with the star on it, and the box with a "1" is the starting square.
- The person in the "king square" will begin by serving the playground ball.
 - NOTE: Everyone must hit the ball underhanded.
- The server will bounce the ball into any square except their own. When the ball bounces in that person's square (only once), that child must hit the ball (underhanded) with their hand to bounce it into someone else's square.
- Once someone is "out," everyone behind that person will move forward a square to attain the "king's square."
- You are "out" if...
 - You hit the ball out of bounds.
 - The ball in your square bounces two or more times in your square before you hit it back.
 - You hit the ball overhand.
- Play as time allows.

TRANSITION: Say, "Great job playing 4-Square! We played this game because, just like our game, our story is about someone moving into the position of a king. Let's hear it!"

LEARN – 10 MINUTES

Say, “Do you remember when we learned about how God provided for the Israelites in the desert? Well, the Israelites got out of the desert, but then they wanted a king. Their first king was not very good, so God gave the Israelites a better king... much better! Surprisingly, the new king was someone completely unexpected. Today, we will be talking about a man named David. Let’s read to find out how God took David from ordinary to extraordinary.” Read 1 Samuel 16:1, 4, 6-13 (ICB).



WHEN READING THE STORY, CHANGE YOUR VOICE WITH EACH NEW DIALOGUE. IT HELPS THE STORY COME ALIVE.

¹ The Lord said to Samuel, “...Fill your container with olive oil and go. I am sending you to Jesse who lives in Bethlehem. I have chosen one of his sons to be king.” ⁴ Samuel did what the Lord told him to do. ⁶ When they arrived, Samuel saw Eliab. Samuel thought, “Surely the Lord has appointed this person standing here before him.” ⁷ But the Lord said to Samuel, “Don’t look at how handsome Eliab is. Don’t look at how tall he is. I have not chosen him. God does not see the same way people see. People look at the outside of a person, but the Lord looks at the heart.”

⁸ Then Jesse called Abinadab and told him to pass by Samuel. But Samuel said, “The Lord has not chosen this man either.” ⁹ Then Jesse had Shammah pass by. But Samuel said, “No, the Lord has not chosen this one.” ¹⁰ Jesse had seven of his sons pass by Samuel. But Samuel said to him, “The Lord has not chosen any of these.” ¹¹ Then he asked Jesse, “Are these all the sons you have?” Jesse answered, “I still have the youngest son. He is out taking care of the sheep.” Samuel said, “Send for him...” ¹² So Jesse sent and had his youngest son brought in. He was a fine boy, tanned and handsome. The Lord said to Samuel, “Go! He is the one.” ¹³ So Samuel took the container of olive oil. Then he poured oil on Jesse’s youngest son to appoint him [king] in front of his brothers. From that day on, the Lord’s Spirit entered David with power.

Say, “God recognized the potential in David when no one else did. Not even his father, Jesse, saw what God saw in David. Jesse saw an ordinary son, but **God makes ordinary people extraordinary.**”

- Ask, “Why did God choose David instead of the older brothers?”

“God chose David because He looked at David’s heart and saw someone who would love and follow Him. David’s age or experience didn’t matter to God. God knew He could make David an extraordinary king because **God makes ordinary people extraordinary.**”

JOINING TO JESUS: *"The Bible said that Jesus, like David, also seemed like a normal man to most people (Mark 6:3). Jesus came from a small town, worked as an ordinary carpenter, and wasn't especially handsome. Most people couldn't see how extraordinary He was, but God knew. Jesus was the most extraordinary person of all because He is God's perfect, sinless Son."*

TRANSITION: Say, "This is great news! **God makes ordinary people extraordinary**, doesn't He?"

DISCUSS — 10 MINUTES

Say, "What a great story. Let's discuss it."

1. Who makes ordinary people extraordinary?

Response: **God makes ordinary people extraordinary.**

2. Why did Samuel think the older, taller, and more handsome brothers should be king?

Response: Samuel could only see the outside appearance of Jesse's sons. They looked more like how a king was "supposed" to look.

3. How would you feel if you were in David's place?

Response: Answers will vary.

4. How many sons did Jesse present to Samuel?

Response: Jesse presented seven sons, but he didn't bring his youngest son, David.

5. What was David doing when his father sent for someone to get him?

Response: David was in the field, taking care of the sheep.

6. What did Samuel put on David to anoint (choose) him as king?

Response: Samuel put oil on David when he appointed him or chose him as king.

7. What does this story tell us about God?

Response: **God makes ordinary people extraordinary**, God sees our hearts, God cares about the ordinary person, God is more interested in our heart than how we look on the outside, etc.

TRANSITION: Say, "Great discussion! Let's work on a craft that will help us remember that **God makes ordinary people extraordinary.**"

RESPOND — 15 MINUTES

MATERIALS: | *David's Crown* Page (1 per child) | Jewels, Sequins, Glitter (Optional) | Glue | Crayons |

Say, "I'm going to give everyone an ordinary crown that you are going to make extraordinary! Remember, **God makes ordinary people extraordinary.**"

INSTRUCTIONS:

1. Give each child a paper crown and crayons.
2. When the kids have colored their crowns, have them glue on jewels, sequins, or glitter to change it from *ordinary* to *extraordinary* (optional).

TRANSITION: Say, "Don't forget, **God makes ordinary people extraordinary** just like He did for David. Did you know He can make you extraordinary too? He has a plan just for you! Now every time you see this crown, I want you to remember how much God loves you and wants to make you extraordinary for Him. Our God is so good!"

MEMORIZE — 5 MINUTES

Say, "Our memory verse for this month will help us remember that **God makes ordinary people**, just like us, **extraordinary**. Just as a reminder, in this month's verse, the Lord is the One speaking. Who is ready to learn it?"

"For my power (flex your muscles) is made perfect (O.K. hand signal) in weakness (show limp arms)." 2 Corinthians 12:9 (NIV) (hold your hands like a book)

CHALLENGE: Don't downplay the importance of memorizing Scripture. Psalm 119:11 says, "I have hidden your word in my heart that I might not sin against you."

REFLECT — 5 MINUTES

Say, "God took David from being ordinary to being extraordinary when He choose him to be king. Only **God makes ordinary people extraordinary**, and He makes us great so we can bring Him glory! Let's pray and ask God to help us realize how extraordinary we are. Who wants to start our prayer?"

SAMPLE PRAYER: *"God, thank You for seeing us. Thank You for making us extraordinary people, and thank You for giving us the most extraordinary person of all, Jesus, to save us and make us Your children! We are so grateful, and we love You. Amen!"*

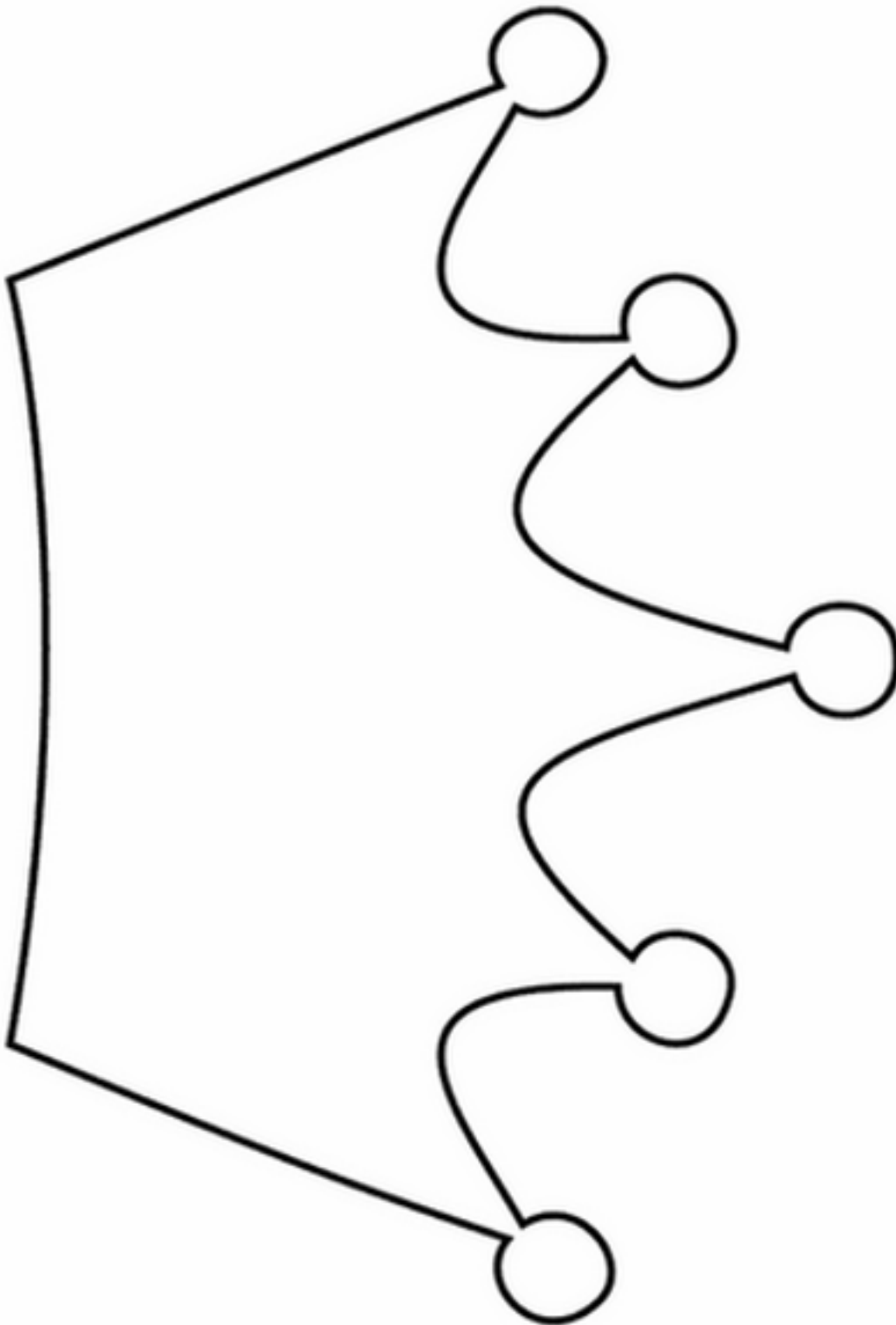
RELEASE — 5 MINUTES

If there is extra time, replay *4-Square*, review the big idea, finish crafts, or allow the children to ask questions about the lesson. When parents arrive, give them a copy of the monthly Parent Guide (downloadable).

PARENT GUIDE EXPLANATION:

1. Provides engaging questions and activities for family discipleship.
2. Reviews what the children are learning each week.

David's Crown





**DAVID,
THE SHEPHERD**

WEEK 1

**BECOMING
EXTRAORDINARY**