



PEOPLE OF PRAYER

GOD HEARS THE PRAYERS OF HIS PEOPLE



SOLOMON: PRAYING GOD'S PROMISES

BIBLE PASSAGE

2 Chronicles 6:13-17, 21 (ICB)

BIG IDEA

God hears our prayers.

FOCUS VERSE

"Come and pray to me, and I will listen to you." Jeremiah 29:12 (NIV)

LESSON MATERIALS

| Puzzle Piece | Phone with Speakers | *Promise Pinky Prayers* Sheet | Heart Stickers | Crayons |

GREET — 15 MINUTES

Connection questions to ask as the children arrive:

- Have you ever made a promise to someone? What promise did you make?
- Which do you like better, winter or summer?

WORSHIP — 10 MINUTES

Psalms 63:4: "I will praise you as long as I live. I will lift up my hands in prayer to your name." Invite the children to lift their hands in worship. They are never too little to physically express their love to God in this way.



THE PRE-K AGE IS A GREAT TIME TO INTRODUCE NEW WAYS OF WORSHIPPING GOD. THESE CHILDREN ARE CURIOUS, INQUISITIVE, AND LOVE LEARNING NEW THINGS.

PRAY — 5 MINUTES

Gather the class for a time of prayer.

SAMPLE PRAYER: "God, we need Your help. We want to know the Bible and You better. Today, teach us something new. We need You. In Jesus' name, Amen."

REVIEW — 5 MINUTES

MATERIALS: | Puzzle Piece |

BACKGROUND: Say, "In the last unit, we talked about God transforming David from ordinary to extraordinary. Well, today, we are learning something brand-new. We will be starting a unit called *People of Prayer*. Each week, we will look at a different person from the Bible and what kind of prayers they prayed to God. These people of prayer are even going to teach us HOW to pray! I'm so excited to learn about praying this month! Are you? Who would like to put up this month's first puzzle piece?"



DOING A WEEKLY REVIEW MAY SEEM UNNECESSARY, BUT IT IS CRITICAL TO REMIND THE KIDS OF WHAT WE HAVE ALREADY STUDIED AND WHERE WE'RE GOING. SINCE THE CURRICULUM IS CHRONOLOGICALLY ORDERED, REVIEWING HELPS CHILDREN UNDERSTAND EACH LESSON'S PLACE IN GOD'S BIG STORY.

TRANSITION: Say, "Raise your hand if you're ready for a game!"

ENGAGE – 15 MINUTES

MATERIALS: | Phone with Speakers |

Say, "The game we will be playing together is called *Head, Shoulders, Knees, and Toes*. Who knows this song? Great! When the song plays, it will tell us to put our hands on either our head, shoulders, knees, or toes, and we have to do what it tells us! Let's try it now!"

GAME GOAL: To follow along with the song and touch your head, shoulders, knees, and toes as the song indicates.

HOW TO PLAY:

1. Sing the song, "Head, Shoulders, Knees, and Toes," and perform the actions together. You can use the following link for a video version of the song:
<https://www.youtube.com/watch?v=N8jegWX4ckk>
2. Replay if time remains.

TRANSITION: Say, "Great job playing *Head, Shoulders, Knees, and Toes* with me! Did you know we can pray standing up, sitting down, walking, or any other way? That is pretty awesome! But today, we're going to learn about praying on our KNEES—like from our song, *Head, Shoulders, KNEES, and Toes*. The next time you hear that song, I hope you'll think about prayer!"

LEARN – 15 MINUTES

Say, "Our story starts with a good king named Solomon (King David's son). Can everyone say, 'King Solomon'? Good! God gave a BIG promise to David (who we learned about last month), but it was actually a promise that would happen later, starting with his son, Solomon. In today's story, Solomon prayed the promise from King David back to God. Let's listen to King Solomon's prayer of promise and see what we learn." Read 2 Chronicles 6:13-17, 21 (ICB).

TELL THE STORY IN YOUR OWN WORDS OR USE THE PASSAGE BELOW.

¹³ Solomon stood on the platform. Then he kneeled in front of all the people of Israel who were gathered there. Solomon spread his hands out toward the sky. ¹⁴ He said, "Lord... there is no God like you in heaven or on earth. ¹⁵ You have kept your promise to my father David... With your words you made a promise. And with the work of your hands, you have made that promise come true today. ¹⁶ ... You said, 'David, you will always have someone from your family rule Israel (or be king)..." ¹⁷ Now, Lord, keep your promise. Let this promise to David come true. ²¹ Hear my prayers and the prayers of your people. Hear us when we pray. Hear from your home in heaven."

Say, "Wow! King Solomon prayed God's promises back to God, and God heard them because **God hears our prayers!** What a great way to pray!"

Ask, "Have you ever tried to keep a promise? How did it go? Could you keep the promise? When we pray God's promises, it means that we are talking to God about things He has said. The Bible has LOTS of promises that we can read and pray back to God. For example, God says that He is a God who forgives (1 John 1:9) our sins. Let me show you how we can pray God's promise: 'God, You said You would forgive us if we said we were sorry. We are very sorry for our sins that hurt Your heart. Please forgive us? Amen.'"

JOINING TO JESUS: "Just like God heard King Solomon's prayer, He heard Jesus pray too. In fact, Jesus even prayed, "Father, I thank you that you have heard me" (John 11:41). **God hears our prayers!**"

TRANSITION: Say, "What a great new prayer we just learned! Now, we can pray God's promises back to Him any time we want! Who liked learning about praying promises?"

DISCUSS – 10 MINUTES

Say, "Let's see what you can remember about today's story."

1. Who hears our prayers?

Response: **God hears our prayers.**

2. What kind of prayer did King Solomon pray?

Response: King Solomon prayed God's promises.

3. I wonder what would've happened if Solomon wouldn't have prayed. Do you think God would have broken His promise if Solomon wouldn't have prayed?

Response: No! God always keeps His promises, but He wants us to talk with Him about His promises.

4. How can knowing today's story help us pray better?

Response: Praying promises from the Bible shows us another way we can talk to God.

5. What do we learn about God from this story?

Response: **God hears our prayers**, God doesn't break his promises, God always listens to our prayers, God wants us to talk to Him, etc.

TRANSITION: Say, "Did you learn something new from our story and talk time today? Great! Let's do a craft to help us remember that **God hears our prayers**, including our prayers from the Bible."

RESPOND – 10 MINUTES

MATERIALS: | *Promise Pinky Prayers* Sheet (1 sheet per child) | Heart Stickers (1 per child) | Crayons |

Say, “Did you know that one way we make a promise with someone is by linking pinkies? Try it with someone in the class. Nice job! Well, when God makes promises to us, He never breaks His promise! This means God is the BEST promise-keeper! Who’s ready for the activity?”

INSTRUCTIONS:

1. Give each child a *Promise Pinky Prayers* Sheet, one heart sticker, and crayons.
2. The kids can color in their *Promise Pinky Prayers* Sheet and place a heart sticker above the pinkies to show God makes promises because He loves us.



REINFORCE THAT ONE OF THE HANDS IS GOD’S HAND AND ONE OF THE HANDS IS OUR OWN.

TRANSITION: Say, “I love that we can use our projects to remember God’s stories! The most important thing to remember today, though, is **God hears our prayers.**”

MEMORIZE – 5 MINUTES

Say, “This month, we have a new memory verse. The verse is about how **God hears our prayers.** Do you believe that? First, I’m going to read it out loud, then we can say it together. How does that sound? Great! Raise your hand when you’re ready to try it.”

“Come and pray to me (praying hands), and I will listen (cup hands behind ears) to you.” Jeremiah 29:12 (NIV) (hold your hands out like a book)

CHALLENGE: Talk about what the verse means. Here are some questions to get you started:

1. How does this verse remind you of today’s story?
2. What does this verse tell you about God?

REFLECT – 5 MINUTES

Say, “God will never make a promise that He won’t keep. He is the best promise-keeper! When we pray, day or night, **God hears our prayers** and is always listening. Are you grateful for that? If you aren’t sure God hears you, remind yourself of our memory verse: ‘Come and pray to me, and I will listen to you.’ God promises He will listen to you! That is the BEST promise!”

SAMPLE PRAYER: “God, we know that You promise to hear our prayers. Thank You for loving us enough to hear us. Please remind us of Your promises each and every day. In Jesus’ name, Amen.”



ENCOURAGE EACH CHILD TO TAKE TURNS SAYING, “GOD THANK YOU FOR PROMISING TO HEAR ME.”


RELEASE – 5 MINUTES

During the dismissal, use every moment you can to remind the children that **God hears our prayers**. Say, “God keeps all of His promises, and He’s the BEST listener!” When parents arrive, please give them a copy of the monthly Parent Guide (downloadable).

PARENT GUIDE EXPLANATION:

1. Provides engaging questions and activities for family discipleship.
2. Reviews what the children are learning each week.

Praying God's Promises



God Hears Our Prayers



JEHOSHAPHAT: PRAYER FOR HELP

BIBLE PASSAGE

2 Chronicles 20: 1, 3, 6, 9, 14-15, 17 (ICB)

BIG IDEA

God hears our prayers.

FOCUS VERSE

“Come and pray to me, and I will listen to you.” Jeremiah 29:12 (NIV)

LESSON MATERIALS

| Puzzle Piece | Fish Crackers | Mini Spoons | Bucket | Tarp (Optional) | Timer (Optional) | *Prayers for Help* Page | Crayons |

GREET — 15 MINUTES

Connection questions to ask as the children arrive:

- Have you ever needed someone to save you?
- Tell me about a time when you needed help.

WORSHIP — 10 MINUTES

Worship reminds us that God is holy. Holiness means two important things: 1) God is set apart – there is no one like Him, and 2) God is perfect – there is nothing bad about God. We pray to God alone, because He alone is holy. Say, “Did you know that God told people in the Bible to ‘take off your sandals from your feet, for the place where you are standing is holy ground’ (Joshua 5:15)?”



THE SONG “HOLY IS THE LORD” BY *GOD’S KIDS WORSHIP BAND* IS A GREAT CHOICE FOR TODAY’S WORSHIP TIME. YOU CAN FIND IT ON YOUTUBE!

PRAY — 5 MINUTES

Gather the class for a time of prayer.

SAMPLE PRAYER: “God, thank You for meeting us in worship! We want to honor Your holiness. We love You, Holy God! In Jesus’ name, Amen.”

REVIEW — 5 MINUTES

MATERIALS: | Puzzle Piece |

BACKGROUND: Say, "This month, we are learning about *People of Prayer* and about the different prayers they prayed. Does anyone remember what prayer we talked about last week? I'll give you a hint: it involved pinkies! Yes! We read about how King Solomon prayed promises to God. King Solomon taught us that we can pray God's promises too! Don't forget, **God hears our prayers**. This week, we will learn about a brand-new way to pray. Who's ready to hear it?" Hang up the next puzzle piece.

TRANSITION: Say, "I'm very excited to get started, but first, let's play a game to get our minds and bodies ready to listen!"

ENGAGE — 15 MINUTES

MATERIALS: | Fish Crackers (1 bag per class) | Mini Spoons (1 per child) | Bucket (1 per class) | Tarp (Optional) | Timer (Optional) |

Say, "The game we will be playing today is called *Save Them!* Raise your hand if you have ever seen a lifeguard? Great! Who knows what a lifeguard's job is? Right! They save people from drowning. Well, we will be saving some fish. Who thinks they can 'save them'?"



IF YOU DON'T WANT CRUMBS ALL OVER YOUR FLOOR, LAY A TARP DOWN FOR EASY CLEAN-UP.

GAME GOAL: To save all the fish crackers by picking them up off the ground and putting them into the bucket.

HOW TO PLAY:

1. Lay a tarp on the floor (optional) and sprinkle fish crackers all over the game area (or tarp). Place a bucket on one side of the tarp. (The children will put the saved fish crackers in the bucket.)
2. Give each child a mini spoon.
3. The kids will pick up the fish crackers with their mini spoon and drop each fish into the bucket one by one.
4. The game continues until all fish crackers have been "saved."

CHALLENGE: To make this game more challenging, use a timer to record how fast the kids can pick up the fish crackers. Then, play a second round to see if the children can beat their previous time. (Note: You may need a second bag if you play this game more than once since many of the crackers will get crushed in the first round.)

TRANSITION: Say, "Great job playing *Save Them!* You rescued a lot of the fish crackers that needed help! Did you know that the prayer we are going to read about today is a prayer for help? However, instead of us saving the fish crackers, God is going to save His people! Let's read it!"

LEARN — 15 MINUTES

Say, "Our story is about a man named King Jehoshaphat. Jehoshaphat asked God for help. Have you ever been afraid and needed someone to save you? Me too! Who can show me their best scared face? Oooo, good faces! Well, King Jehoshaphat is going to teach us what to do when we are scared and need help!" Read 2 Chronicles 20:1, 3, 6, 9, 14-15, 17 (ICB).

¹ Later some people came to start a war with Jehoshaphat. ³ Jehoshaphat was afraid. So he decided to ask the Lord what to do. ⁶ He said, "Lord, You are the God in heaven. You have power and strength. No one can stand against you. ⁹ 'Trouble may come to us... [But] we will stand before you... We will cry out to you when we are in trouble. Then you will hear and save us.' ¹⁴ Then the Spirit of the Lord entered Jahaziel. He stood up in the meeting. ¹⁵ And he said: "The Lord says this to you: 'Don't be afraid or discouraged because of this large army. The battle is not your battle. It is God's battle. ¹⁷ You won't need to fight in this battle... You will see the Lord save you... Don't be afraid. Don't be discouraged. The Lord is with you."

Say, "What a great prayer for help! King Jehoshaphat was afraid of the armies, but instead of running away, Jehoshaphat asked God for help! He prayed because he knew that **God hears our prayers!**"

Ask, "*When you need help, do you pray to God? Why or why not?* God wants us to come to Him in prayer. He wants us to ask Him for help. He is our Rescuer and our Savior. I love that **God hears our prayers!**"

JOINING TO JESUS: "*God is the BEST rescuer! He rescued us by sending His Son, Jesus, to die on the cross for our sins. Did you know that Jesus came to save you? Jesus saves us from sin and death so we can live! This is good news!*"

TRANSITION: Say, "**God hears our prayers** just like He heard King Jehoshaphat's. When you are afraid, pray to God for help!"

DISCUSS – 10 MINUTES

Say, "Let's take some time to talk more about our story."

1. Who hears our prayers?

Response: **God hears our prayers.**

2. What kind of prayer did King Jehoshaphat pray?

Response: King Jehoshaphat prayed for God's help.

3. Why should we pray when we need help?

Response: God always hears our prayers, and the Bible tells us (over and over) that God answers us when we talk to Him. God is loving AND powerful. He is our Rescuer.

4. Give an example of a time when you should ask for God's help.

Response: We can ask for help when we're scared, lost, make mistakes, sin, confused, etc.

5. Who did God send as our most incredible Rescuer?

Response: Jesus is our most incredible Rescuer!

6. What does this lesson tell us about God?

Response: **God hears our prayers, God is our Savior, God always listens to our prayers, God**

wants us to talk to Him, God sent His Son to rescue us, etc.

TRANSITION: Say, "Nice job answering those questions! Let's do an activity that will remind us that **God hears our prayers** for help."

RESPOND — 15 MINUTES

MATERIALS: | *Prayers for Help* Page | Crayons |

Say, "For today's craft, we are making something to remind us that we can pray to God when we need help. When we reach out to God, He takes our hands and saves us. Similarly, **God hears our prayers** for help and comes to our rescue. Can you say, '*God hears MY prayers?*'"

INSTRUCTIONS:

1. Give each child a *Prayers for Help* Page and crayons.
2. Have the kids color the page and talk about how this prayer for help is different than King Solomon's prayers of promises.

TRANSITION: Say, "Great job with your *Prayers for Help*! Remember, **God hears our prayers** and comes to our rescue when we ask Him for help!"

MEMORIZE — 5 MINUTES

Say, "This month's verse reminds us that **God hears our prayers**. I'm going to read it first, and then we can all say it together. Are you ready?"

"Come and pray to me (praying hands), and I will listen (cup hands behind ears) to you." Jeremiah 29:12 (NIV) (hold your hands out like a book)

CHALLENGE: Have the children get in groups of three and take turns saying the verse to each other.



MEMORIZING VERSES IS NOT JUST FOR THE KIDS. IT'S FOR THE ADULTS TOO! SHOW THE KIDS THAT YOU ARE MEMORIZING THE VERSE WITH THEM.


REFLECT — 5 MINUTES


Say, "I'm so grateful **God hears our prayers!** He hears when we pray to Him for help, no matter when we pray. It can be early in the morning, in the middle of the night, or even right now. God is always listening! Does anyone need God to help them or someone they love? Let's ask for God's help! As we pray, remind yourselves that **God hears our prayers!**"

SAMPLE PRAYER: "God, You are amazing! Thank You for always listening to us. Help each of us remember to talk to You throughout every day! Remind us to pray when we need help, even if our need is small. In Your name, Amen."

RELEASE — 5 MINUTES

Use every minute you have with the kids wisely. If you are looking for things to do, you can replay *Save Them*, practice the monthly memory verse again, or finish incomplete crafts.





DANIEL: PRAYER OF REPENTANCE

BIBLE PASSAGE

Daniel 9:3-9, 20-23 (ICB)

BIG IDEA

God hears our prayers.

FOCUS VERSE

“Come and pray to me, and I will listen to you.” Jeremiah 29:12 (NIV)

LESSON MATERIALS

| Puzzle Piece | *Feelings Cards* | Scissors | Sackcloth Burlap (Optional) | *I'm Sorry Prayer Page* | Sad Face Stickers | Heart Stickers | Crayons |

GREET — 15 MINUTES

Connection questions to ask as the children arrive:

- When do you think about God most? At church, at bedtime, or when you need Him?
- Tell me about your favorite stuffed animal.

WORSHIP — 10 MINUTES

Start your worship time by declaring praises to God.



SHOW YOUR CLASS HOW TO DECLARE THE PRAISES OF GOD IN A GROUP SETTING. THEN, ENCOURAGE THE KIDS TO JOIN YOU.

DECLARE: “God, You are great! You are powerful! You are perfect! You are lovely! You are good! You are mighty! You are King! You are beautiful!”

PRAY — 5 MINUTES

Gather the class for a time of prayer.

SAMPLE PRAYER: “God, thank You for being so wonderful! We are so grateful that You call us Your children and that we can call You ‘our Father.’ We love You! In Jesus’ name, Amen.”

REVIEW — 5 MINUTES

MATERIALS: | Puzzle Piece |

BACKGROUND: Say, "Our focus this month has been on *People of Prayer*, and we have learned that **God hears our prayers**. First, we talked about King Solomon's prayers about God's promises. Then, we read that King Jehoshaphat prayed for help when he needed rescuing! Did you know that there are even more prayers than those two? This week, we'll hear about a third prayer, and it's very different from the other two. First, though, who wants to put up this week's puzzle piece?"

TRANSITION: Say, "Before we read our story, we're going to play a game. Who likes games?"

ENGAGE – 15 MINUTES

MATERIALS: | *Feelings Cards* (5 sets per class) | Scissors |



BEFORE THE GAME, CUT OUT AND THEN LAY THE EMOTION CARDS ON THE GROUND, FACE UP.

Say, "Our game is called *Find the Feelings!* Who can tell me what a feeling is? Right! Examples of feelings are happy, sad, scared, and surprised. What are some other types of feelings? Right! For our activity, we will find the cards with sad feelings on them. Can everyone show me a sad face? You guys are going to be great at this game!"

GAME GOAL: To collect the "sad" *Feelings Cards*, one by one, (as a group) until they have all been found.

HOW TO PLAY:

1. Spread the *Feelings Cards* out on the floor, face-up.
2. Have the children start on the opposite side of the room from the cards.
3. When you say "go," the children will run to the cards, pick one up with a sad face on it, run to the teacher to "check-in," and make the face that matches the card. Finally, they should give the card to the teacher. (Utilize a second adult as an additional "check-in" station to keep things moving.)
4. Once that child completes those actions, they should run back to the cards, find a new one, and repeat the process.
5. The game ends when all sad-faced cards have been delivered to the teacher.

TRANSITION: Say, "Great job playing *Find the Feelings!* Those were some pretty sad faces, huh? If you haven't guessed it, our story will be about what to do when we feel sad. Let's read it now."

LEARN – 15 MINUTES

MATERIALS: | Sackcloth Burlap (Optional) |

Say, "Today's story is about a man named Daniel! Daniel lived before Jesus. Almost none of Daniel's family and friends loved God. They even had a hard time obeying God. Let's listen to how sad Daniel is when he prays. Before we read, remember, **God hears our prayers**, and He is going to hear Daniel's prayer too!" Read Daniel 9:3-5, 7-9, 21-23 (ICB).



BEFORE YOU READ THE STORY, PUT ON THE SACKCLOTH AND EXPLAIN THAT IN DANIEL'S DAY, PEOPLE DRESSED THAT WAY WHEN THEY WERE EXTREMELY SAD. IT IS IMPORTANT FOR THE CHILDREN TO KNOW THAT SIN SHOULD MAKE US FEEL SAD, BECAUSE IT HURTS GOD'S HEART.

³ Then I turned to the Lord God. I did not eat any food. To show how sad I was I put on rough cloth and sat in ashes. ⁴ I prayed to the Lord my God. I told him about all of my sins. I said, "Lord, you are a great God. You keep your agreement of love with all who love you and obey your commands. ⁵ But we have sinned and done wrong. We have been wicked and turned against you. We have not obeyed your commands and laws. ⁷ Lord, you are good and right. But we are full of shame today. We were not loyal to you. ⁸ Lord, we are all ashamed. This is because we have sinned against you. ⁹ But, Lord our God, you show us mercy. You forgive us even though we have turned against you."

²¹ While I was still praying, [the angel] Gabriel came to me. ²² Gabriel said to me, "Daniel, I have come to give you wisdom and to help you understand. ²³ When you first started praying, an answer was given. And I came to tell you, because God loves you very much."

Say, "This is a new kind of prayer for us. This prayer is called a prayer of repentance! Repentance is a big word, but it just means telling God you're sorry for doing wrong things. So, it is kind of like a prayer that says, 'I'm sorry.'"

Ask, "Have you ever told God that you were sorry? Is saying, 'I'm sorry,' easy or hard for you? Saying 'I'm sorry' isn't easy for most of us, but God wants us to do it! However, God has good news for us! When we say we are sorry, **God hears our prayers!** He heard Daniel's prayer too. We can be sad for our sin, but happy knowing that **God hears our prayers** because He loves us very much."

JOINING TO JESUS: *"When we do anything wrong, even if it's small, we can pray to Jesus and say 'I'm sorry.' When we repent, Jesus forgives our sins. That's one of the reasons we need and love Jesus!"*

TRANSITION: Say, "God hears our prayers each time we say them just like he heard Daniel's 'I'm sorry' prayer. Better yet, Jesus will not only hear you, but He forgives you right away, and He never thinks about it again! We have a great God, don't we?"

DISCUSS — 10 MINUTES

Say, "Let's take some time to talk more about our story."

1. Who hears our prayers?

Response: **God hears our prayers.**

2. How do we know that God heard Daniel's prayer?

Response: God sent an angel, Gabriel, to Daniel to tell him that God heard him.

3. What are prayers of repentance?

Response: Prayers of repentance are when we tell God we are sorry for our sins and ask Him to forgive us for the things we've done wrong. They are like praying "I'm sorry" to God.

4. Why was Daniel sad when he was praying?

Response: Daniel knew what he did was wrong, and he knew that his sin made God sad.

5. Saying "I'm sorry," is hard. Can you tell me about a time when you said, "I'm sorry?" How did it make you feel to say those words?

Response: Answers will vary.

6. What can we learn about God from this story?

Response: **God hears our prayers**, God loves us, God sends us help, God is always listening, God wants us to talk to Him, God wants us to pray for forgiveness, God gave us Jesus to forgive our sins, etc.

TRANSITION: Say, "Great job, everyone! Let's do an activity that will remind us that **God hears our prayers.**"

RESPOND — 15 MINUTES

MATERIALS: | *I'm Sorry Prayer Page* (1 per child) | Sad Face Stickers (5 per child) | Heart Stickers (5 per child) | Crayons |

Say, "Today, we will be doing an activity about our 'I'm sorry' prayer from our story. The good news is that He promises to forgive us and make us feel better. Can you believe **God hears our prayers?!"**

INSTRUCTIONS:

1. Give each child an *I'm Sorry Prayer Page*, five sad face stickers, five heart stickers, and crayons.
2. The kids will do three things to their *I'm Sorry Prayer Page*:
 - 1) They will color in the praying hands.
 - 2) They will add five sad face stickers to their craft.
 - 3) They will put five heart stickers on their sheet.
 - 4) Put heart stickers over the sad ones.
3. While the kids are working, say, "Our sins should make us sad for a short time, but then we can be happy knowing **God hears our prayers** and forgives us."

TRANSITION: Say, "What a great craft! We can remember that Daniel was sad and sorry for his sins, but he could later celebrate because God forgave him and loved him very much. Aren't you glad that **God hears our prayers?**"

MEMORIZE — 5 MINUTES

Say, "This month's verse reminds us that **God hears our prayers**. Do you believe that? I know I do! Let's take a couple of minutes and practice our verse together!"

"Come and pray to me (praying hands), and I will listen (cup hands behind ears) to you." Jeremiah 29:12 (NIV) (hold your hands out like a book)

CHALLENGE: Repeat the verse at different speeds to make the memorization experience more exciting.



IF YOU HAVE EXTRA TIME, GIVE EVERY KID AN OPPORTUNITY TO COME UP WITH THEIR OWN ACTIONS FOR THE VERSE AND THEN SHARE THEIR NEW VERSIONS WITH THE GROUP.

REFLECT — 5 MINUTES

Say, "We can all get better at saying, 'I'm sorry' to God when we sin against Him. Aren't you glad that God is always listening, even now? Let's be like Daniel and tell God we are sorry so that He will forgive us. While we are praying, remember, **God hears our prayers.**"

SAMPLE PRAYER: *"Jesus, we love You. We are so sorry we have sinned (disobeyed) and hurt your heart. Please forgive us and help us make better decisions next time. In Jesus' name, Amen."*


RELEASE — 5 MINUTES

It's easy to finish the lesson and then move right into clean-up, even before parents arrive. Don't miss out on the extra time you have to build relationships, drive home the big idea, or let your students ask questions about the story.

“I’m Sorry” Prayer Page



Feelings Cards





**DANIEL:
PRAYER OF
REPENTANCE**

WEEK 3

**PEOPLE OF
PRAYER**

EZRA: PRAYER OF THANKSGIVING

BIBLE PASSAGE

Ezra 3:10-11, 13 (ICB)

BIG IDEA

God hears our prayers.

FOCUS VERSE

“Come and pray to me, and I will listen to you.” Jeremiah 29:12 (NIV)

LESSON MATERIALS

| Puzzle Piece | *Instrument Pages* | *God, I Am Thankful For...* Page | Crayons |

GREET — 15 MINUTES

Connection questions to ask as the children arrive:

- What kind of games do you like to play?
- What is your favorite day of the week? Why?

WORSHIP — 10 MINUTES

Help the children focus their thoughts on God by starting with a reading from Scripture. Psalm 3:8, “The Lord can save his people. Lord, bless your people,” is a simple verse for kids. It points them to God and reminds us of how blessed it is to be a part of His family.



REPEATING THE SAME VERSE FOR A FEW WEEKS (OR EVEN A YEAR) ACCOMPLISHES AT LEAST TWO GOALS: 1) IT HELPS THE CHILDREN MEMORIZE ANOTHER PASSAGE OF SCRIPTURE, AND 2) IT BECOMES A SIGNAL FOR THE BEGINNING OF WORSHIP.

PRAY — 5 MINUTES

Pray with your class.

SAMPLE PRAYER: “God, thank You for being with us today! Help us know You and draw close to You. Thank You for loving us and taking care of us so well! In Jesus’ name, Amen.”

REVIEW — 5 MINUTES

MATERIALS: | Puzzle Piece |

BACKGROUND: Say, “We only have one more prayer to look at this month. Our unit, *People of Prayer*, has been great. I’ve learned so much! Have you? Let’s review the prayers we have talked about so far this month:

- Week 1: King Solomon prayed God’s promises.
- Week 2: King Jehoshaphat prayed for help.
- Week 3: Daniel prayed prayers of repentance (or “I’m sorry” prayers).

It’s incredible how God listens to all of these prayers. Aren’t you grateful **God hears our prayers**? This week, we have one more prayer to discuss—the prayer of thanksgiving! Who wants to put up our final puzzle piece?”

TRANSITION: Say, “Now, let’s play a game together!”

ENGAGE — 10 MINUTES

MATERIALS: | *Instrument Pages* (1 per child) | Music |



SPREAD THE INSTRUMENT PAGES ALL OVER THE FLOOR OF THE GAME AREA.

Say, “Today’s game is called *Act Like an Instrument*. When I turn on the music, everyone will walk around the room. When I stop the music, everyone will find the closest musical instrument picture and stand by it. When I say ‘go,’ I need everyone to move their body into the same shape as the instrument. Think we can try it?”

GAME GOAL: To use their bodies to make the shape of the instruments on the *Instrument Pages*.

HOW TO PLAY:

1. After you’ve spread the *Instrument Pages* on the ground, start playing music.
2. Instruct the kids to walk around the room until the music stops.
3. When the music stops, the kids must find an available *Instrument Page*, stand next to it, and use their bodies to form the instrument’s shape from the *Instrument Page*. For example, if they are standing by a flute picture, they could stand up straight with their hands in the air to represent a tall, skinny flute.
4. Continue the game until the kids have all had a chance to go to each instrument.

TRANSITION: Say, “Great job playing *Act Like an Instrument*! We played *Act Like an Instrument* because the people in our story prayed and played instruments to God at the same time! Did you know you could do that? Let’s learn how to pray this way.”

LEARN — 15 MINUTES

Say, “When today’s story really happened, God’s people did not have a place to worship God; it had been destroyed! But, today, we will read a special prayer of thankfulness. God’s people were so thankful because they were finally able to start building a new place to worship God called a Temple! Isn’t that great?! Let’s listen for the different ways these people thanked God in this prayer!” Read Ezra 3:10-11, 13 (ICB).

¹⁰ The builders finished laying the foundation of the Temple of the Lord. Then the priests, dressed in their robes, got trumpets. And the Levites, the sons of Asaph, had cymbals. They all took their places. They praised the Lord just as David king of Israel had said to do. ¹¹ With praise and thanksgiving, they sang to the Lord:

“He is good; his love for Israel continues forever.”

And then all the people shouted loudly, “Praise the Lord! The foundation of his Temple has been laid.” ¹³ It could be heard far away.

Say, “What a joyful moment for God’s people and God! **God hears our prayers** and loves when we thank Him for all He’s done. It is good to thank God when He helps us, and when we realize He is doing something great.”

Ask, “*What are some ways the people thanked the Lord?* God’s people sang songs, shouted with joy, and played instruments as a prayer to God! When we pray prayers of thanksgiving, we are ‘giving thanks’ to God for all He has done. We can also call this type of prayer, prayers of thankfulness, but the best news about praying is that **God hears our prayers!**”

JOINING TO JESUS: *“Did you know that Jesus prayed prayers of thanksgiving too? After Jesus raised Lazarus from the dead, He prayed, ‘Father, I thank you that you heard me. I know that you always hear me’ (John 11:41-42). Jesus knew better than anyone else that God hears our prayers and is always listening.”*

TRANSITION: Say, “No matter how we thank God (with our words, songs, or instruments), **God hears our prayers**. In a little while, we will practice our own prayers of thanks to God.”

DISCUSS – 10 MINUTES

Say, “Let’s take some time to talk more about our story.”

1. Who hears our prayers?

Response: **God hears our prayers.**

2. How did God’s people thank God?

Response: They sang, shouted, and played instruments for God.

3. What are prayers of thanksgiving?

Response: We pray “prayers of thanksgiving” when we thank God for anything good He has done.

4. If you were in this story, how would you show your thankfulness to God?

Response: Answers will vary.

5. What do we learn about God in this story?

Response: **God hears our prayers**, God is always listening to us, God wants us to praise and thank Him, God loves our thanks, God is worthy of our thanks and praise, etc.

TRANSITION: Say, “Great! Let’s do an activity together that reminds us that **God hears our prayers.**”

RESPOND – 15 MINUTES**MATERIALS:** | *God, I Am Thankful For...* Page (1 per child) | Crayons |

Say, "For today's activity, we're going to think of several things we are thankful for and draw them on our sheet!"

INSTRUCTIONS:

1. Give each child a *God, I Am Thankful For...* Page and crayons.
2. The kids will draw and color pictures of what they are thankful for on their handout.

TRANSITION: Say, "Great job with your *God, I Am Thankful For...* Page! Can I have a couple of people share what they drew? **God hears our prayers.**"

MEMORIZE – 5 MINUTES

Say, "This is the last week to practice our memory verse about *People of Prayer!* Just as a reminder, the verse for this month talks about how **God hears our prayers**. Who is ready to practice it for the last time!" See if any of the children want to recite the memory verse by themselves.

"Come and pray to me (praying hands), and I will listen (cup hands behind ears) to you." Jeremiah 29:12 (NIV) (hold your hands out like a book)

CHALLENGE: When the adults arrive to pick up their children, have the kids take turns reciting the memory verse they learned to them.

REFLECT – 5 MINUTES

Say, "**God hears our prayers**, and it's important to thank Him in our prayers. Without God, we wouldn't have anything! So, let's thank God together."



ENCOURAGE YOUR CLASS TO TAKE TURNS THANKING GOD FOR SPECIFIC THINGS. DON'T FORCE ANYONE TO PRAY, BUT AFFIRM THE BRAVERY OF THOSE WHO DO PRAY. YOUR ENCOURAGEMENT MAY GIVE SOMEONE THE COURAGE TO PRAY OUT LOUD NEXT TIME.

SAMPLE PRAYER: "God, You are the best Father! You hear us when we call. You take really good care of us. You listen when we are sad, angry, or joyful. You love hearing our voices. Thank You for being amazing! We love You. In Jesus' name, Amen."

RELEASE – 5 MINUTES

If the children have not completed their *God, I Am Thankful For...* Page, let them return to that project. They can also share some things they are thankful for with a partner.

GOD, I AM THANKFUL FOR...

A large, empty rectangular box with a thin black border, intended for writing a response to the prompt above. The box is currently blank.



