




LIKE JESUS

THE HOLY SPIRIT MAKES US LIKE CHRIST



LIKE JESUS

MONTHLY PREPARATION GUIDE

UNIT 5 - ELEMENTARY

This month, our unit is called *Like Jesus*. Our lessons will focus on the many ways the Holy Spirit helped Jesus while He was on earth. By looking at the Holy Spirit in Jesus' life, we will learn how the **Holy Spirit helps us be like Jesus**. We believe it is vital for believers, young and old, to understand the role of the Holy Spirit in our lives. What better example to look to than Jesus?

WEEK 1

LESSON MATERIALS: Puzzle Piece (one per class), *Jesus in the Desert* Activity Page (1 per child), *The Helper* Activity Page (1 per child), Scissors, Glue Sticks, Markers or Crayons

WEEK 2

LESSON MATERIALS: Puzzle Piece (1 per class), *Healing Hand* Activity Page (1 per child), *Holy Spirit* Activity Page (1 per child), Scissors, Glue Sticks, Markers or Crayons

WEEK 3

LESSON MATERIALS: Puzzle Piece (1 per class), *Telephone* Activity Page (1 set per class), *I Can Be Like Jesus* Activity Page (1 per child), *Picture of Me* Activity Page (1 per 2 children), Scissors, Glue Sticks, Markers or Crayons

WEEK 4

LESSON MATERIALS: Puzzle Piece (1 per class), Basketball Hoop and Basketball (2 of each per class), Tape, *Holy Spirit's Fire* Activity Page (1 per child), Yellow, Orange, and Red Tissue Paper Squares (10 per child), Glue Sticks, Markers or Crayons

LIKE JESUS

UNIT 5 - THE HOLY SPIRIT MAKES US LIKE CHRIST

WRITER - TIFFANY CRISP
MANAGING EDITOR - KRISTI CAIN
EDITOR (PRE-K) - JENNIFER MCGHEE
EDITOR - TIFFANY TRAINOR
DESIGNER - EMMALEE BELL



THE HOLY SPIRIT HELPS ME WHEN I'M TEMPTED

BIBLE PASSAGE

Mark 3: 21-22, 4:1-8 (ICB)

BIG IDEA

The Holy Spirit helps us be like Jesus.

FOCUS VERSE

"We all show the Lord's glory, and we are being changed to be like him. This change in us brings more and more glory. And it comes from the Lord, who is the Spirit." 2 Corinthians 3:18 (ICB)

LESSON MATERIALS

| Puzzle Piece | *Jesus in the Desert* Activity Page | *The Helper* Activity Page |
Scissors | Glue Sticks | Markers or Crayons |

GREET — 15 MINUTES

Connection questions to ask as the children arrive:

- What is something hard that you've done recently?
- Tell me about the coolest thing that happened to you last week.

WORSHIP — 10 MINUTES

"Holy Spirit" by Bryan and Katie Torwalt found on YouTube is a great song for this unit.

Say, "Let's worship God together and invite the Holy Spirit in our class time."



WHEN SEARCHING FOR A WORSHIP SONG ON YOUTUBE, INCLUDE "KIDS WORSHIP" IN THE SEARCH TO FIND A KID-FRIENDLY VERSION OF THE SONG.

PRAY — 5 MINUTES

Always begin with prayer. Ask God to help you teach and the kids to learn.

SAMPLE PRAYER: "God, thank You for giving us the Bible—Your Word! Please show me how to teach so that we will be changed for Your glory. Open our minds and hearts so that we can understand You. In Jesus' name, Amen."

REVIEW – 5 MINUTES

MATERIALS: | Puzzle Piece |

BACKGROUND: Say, “Over the past few months, we read about Jesus’ teachings on the Sermon on the Mount, His miracles on earth, and His amazing ‘I Am’ statements. Now, we get to start a new series. This one is called *Like Jesus!* Did you know that God sent Jesus to be our BEST example of how to live? However, if we try to be like Jesus on our own, we will fail every time. Fortunately, we have a Helper! Today, we will talk about who that Helper is and how He helps us. Remember, God is calling us to be like Jesus!” Choose someone to put up this week’s puzzle piece.

TRANSITION: Say, “Friends, are you ready for a game?”

ENGAGE – 15 MINUTES

Say, “Our game for today is called, *Be Like Me!* In just a moment, I am going to help everyone find a partner and, you are going to take turns mirroring one another. Let’s find out who is best at the game, *Be Like Me.*”

GAME GOAL: To mirror all the movements of your partner.

HOW TO PLAY:

- Pair each child with a partner.
- The oldest partner in each pair will be the first person to lead the movements, and the younger partner will mirror their actions.
- The partner should precisely match every movement and action of the “leader.” The pair should look like a person viewing themselves in a mirror.
- Continue for two minutes and then switch partners.
- Play as time and interest allows.

MODIFICATION: If your group gets bored with the game, play as a whole class. For example, choose one person to be the model while everyone else moves to copy the leader.



REMEMBER TO HAVE A PLAN FOR AN UNEVEN NUMBER OF CHILDREN AND EXCEPTIONAL NEEDS CHILDREN. ALSO, IF YOU HAVE A CHILD WHO IS NEW AND WARY OF PARTICIPATING (OR A CHILD WHO IS JUST SHY), INSTEAD OF MIRRORING, LET THAT STUDENT BE THE “CHECKER” WHO WATCHES TO ENSURE THE CHILDREN ARE “MIRRORING” EACH OTHER.

TRANSITION: Say, “Why do you think we played *Be Like Me?* [Wait for responses.] Right! We were copying our partners because we will be learning what it means to be like someone else. We are going to learn what it means to be like Jesus—our perfect and best example!”

LEARN – 15 MINUTES

Say, “This month, we will take a close look at Jesus’ life, so we can learn to be like Him! In fact, we will be talking about the Holy Spirit’s work in Jesus. Did you know that **the Holy Spirit helps us be like Jesus** by helping us obey God’s Word? Listen to what happens when the Holy Spirit comes to Jesus at His baptism.” Read Mark 3: 21-22 (ICB).

²¹ When all the people were being baptized by John, Jesus also was baptized. While Jesus was praying, heaven opened and ²² the Holy Spirit came down on him. The Spirit was in the form of a dove. Then a voice came from heaven and said, "You are my Son and I love you. I am very pleased with you."

Say, "Wow! That would have been amazing to see in person! While Jesus was on earth, we see how the Holy Spirit helped Him again and again. Now, let's read how the Spirit helped Jesus overcome temptation." Read Mark 4:1-8 (ICB).

¹ Jesus, filled with the Holy Spirit, returned from the Jordan River. The Spirit led Jesus into the desert ² where the devil tempted Jesus for 40 days. Jesus ate nothing during that time. When those days were ended, he was very hungry.

³ The devil said to Jesus, "If you are the Son of God, tell this rock to become bread."

⁴ Jesus answered, "It is written in the Scriptures: 'A person does not live only by eating bread.'"

⁵ Then the devil took Jesus and showed him all the kingdoms of the world in a moment of time. ⁶ The devil said to Jesus, "I will give you all these kingdoms and all their power and glory. It has all been given to me, and I can give it to anyone I wish. ⁷ If you worship me, all will be yours."

⁸ Jesus answered, "It is written in the Scriptures: 'You must worship the Lord your God. Serve only him!'"

Say, "Jesus perfectly followed God's Word even when the devil came to tempt Him, and it was no accident that this story happened right after God sent the Holy Spirit to Jesus. For every temptation the devil tried to use, Jesus used God's Word to fight against that temptation. This is how Jesus defeated the devil.

"Jesus obeyed God even when it was hard because He had the Holy Spirit's help. The Holy Spirit lives inside of us [every believer] and can help us by giving us the strength to obey God too. However, we cannot obey God without the help of the Holy Spirit. **The Holy Spirit helps us be like Jesus** by giving us the strength to obey God's Word! I am grateful for the Holy Spirit!"

TRANSITION: Say, "Do you see why **the Holy Spirit helps us be like Jesus**? We need His help to obey God!"

DISCUSS – 10 MINUTES

Say, "Let's talk about the story a bit more."

1. Who helps us be like Jesus?

Response: **The Holy Spirit helps us be like Jesus.**

2. Why do you think the devil tempted Jesus when He was very hungry?

Response: The devil knew Jesus would be weak (in His body).

3. How did Jesus defeat the devil?

Response: Jesus obeyed God and His Word. When the devil tempted Him, Jesus spoke God's Word back to the devil. The Holy Spirit strengthened Jesus even though His body felt weak.

4. Who helped Jesus obey God?

Response: The Holy Spirit living inside Jesus gives Him the power to obey.

5. Why do we need the Holy Spirit?

Response: We cannot be like Jesus and follow His perfect example of obedience without the Holy Spirit's help. Without the Holy Spirit, we can NEVER be like Jesus.

6. Tell me about a time when you found it hard to obey God. How would you like the Holy Spirit to help you this week?

Response: Answers will vary.

7. What do we learn about Jesus in this story?

Response: God sent the Holy Spirit to Jesus, Jesus shows us the right way, Jesus is our example, Jesus loves God more than anything, Jesus is helped by the Holy Spirit, etc.

TRANSITION: Say, "The Holy Spirit helps us be like Jesus. He is our great Helper."

RESPOND – 15 MINUTES

MATERIALS: | *Jesus in the Desert* Activity Page (1 per child) | *The Helper* Activity Page (1 per child) | Scissors | Glue Sticks | Markers or Crayons |

Say, "The craft we are making today will help us remember how Jesus obeyed God's Word and defeated the devil. Remember, He beat the devil with the help of the Holy Spirit."

INSTRUCTIONS:

- Give each child a *Jesus in the Desert* Activity Page, *The Helper* Activity Page, scissors, a glue stick, and markers or crayons.
- Have the children color the *Jesus in the Desert* Activity Page first and remind the kids about the temptations the devil used to try to get Jesus to disobey God.
- Next, show the children how to cut out the Bible and Dove images from *The Helper* Activity Page. Make sure they know to cut along the solid lines of the boxes, not the actual images.
- Now, help the children apply glue to the two smaller rectangles on the *Jesus in the Desert* Activity Page. These rectangles are above the images portraying the temptations of Jesus.
- Quickly place the Bible images on the *Jesus in the Desert* Activity Page lining up the rectangle boxes. Once the glue is dried, this should create a Bible image flap over the temptations images. Remind kids that Jesus defeated the devil by quoting and obeying God's Word.
- Finally, glue the Dove image next to Jesus to remind the kids that Jesus obeyed God's Word through the help of the Holy Spirit.

TRANSITION: Say, "The Holy Spirit lives inside of us just like He lives inside of Jesus. Jesus is God. He is the only perfect human who has ever lived. However, He really was tempted, and He knows how hard it is to obey. Aren't you glad Jesus understands what it is like to be tempted and that we have the Holy Spirit to help us be like Jesus? Remember, **the Holy Spirit helps us be like Jesus.**"

MEMORIZE – 5 MINUTES

Say, “Did you notice that when Jesus responded to the devil, He used the words of God [from our Bibles]? When He did that, He taught us why verse memorization is crucial for Christians. When we memorize God’s Word, we teach ourselves what is true, which will help us love and obey our Heavenly Father. Our memory verse for this month describes how we become more like Jesus through the power of the Holy Spirit.” First, read the verse aloud two times, then have your group repeat one phrase at a time (after you say it). Finally, have the children try it by themselves.

“We all show the Lord’s glory [make hand fireworks by your face], and we are being changed to be like him [twirl around]...And it comes from the Lord [point to heaven], who is the Spirit [bring both hand to your chest].”
2 Corinthians 3:18 (ICB) [hold your hands out like a book]

CHALLENGE: This is a longer verse. It may be helpful to memorize this verse in four main sections: 1. “We all show the Lord’s glory,” 2. “And we are being changed to be like Him,” 3. “And it comes from the Lord,” 4. “Who is the Spirit.” Once the children have mastered the first section, start working on the next one until they have memorized the entire verse.

REFLECT – 5 MINUTES

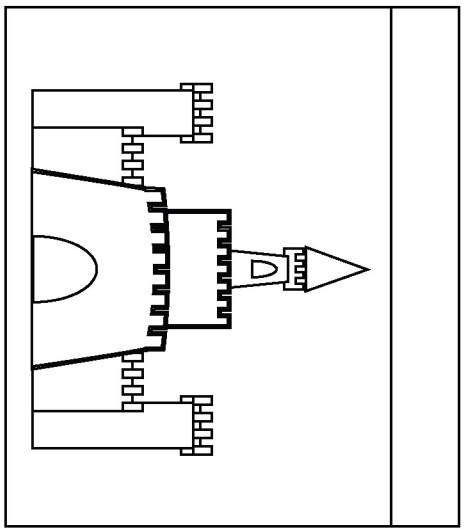
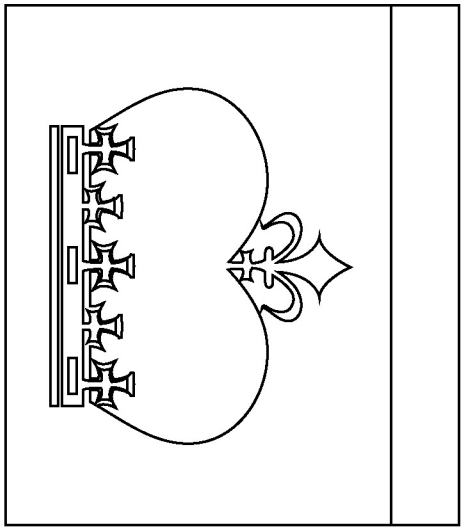
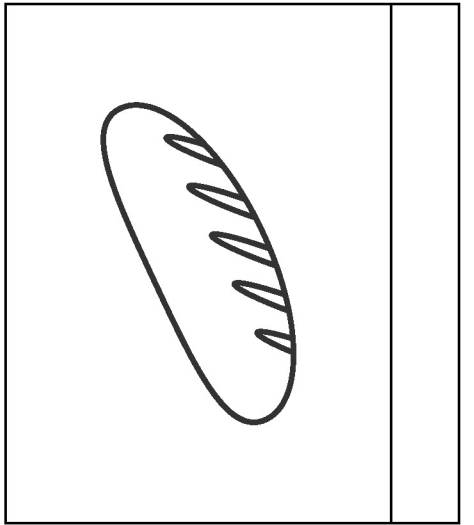
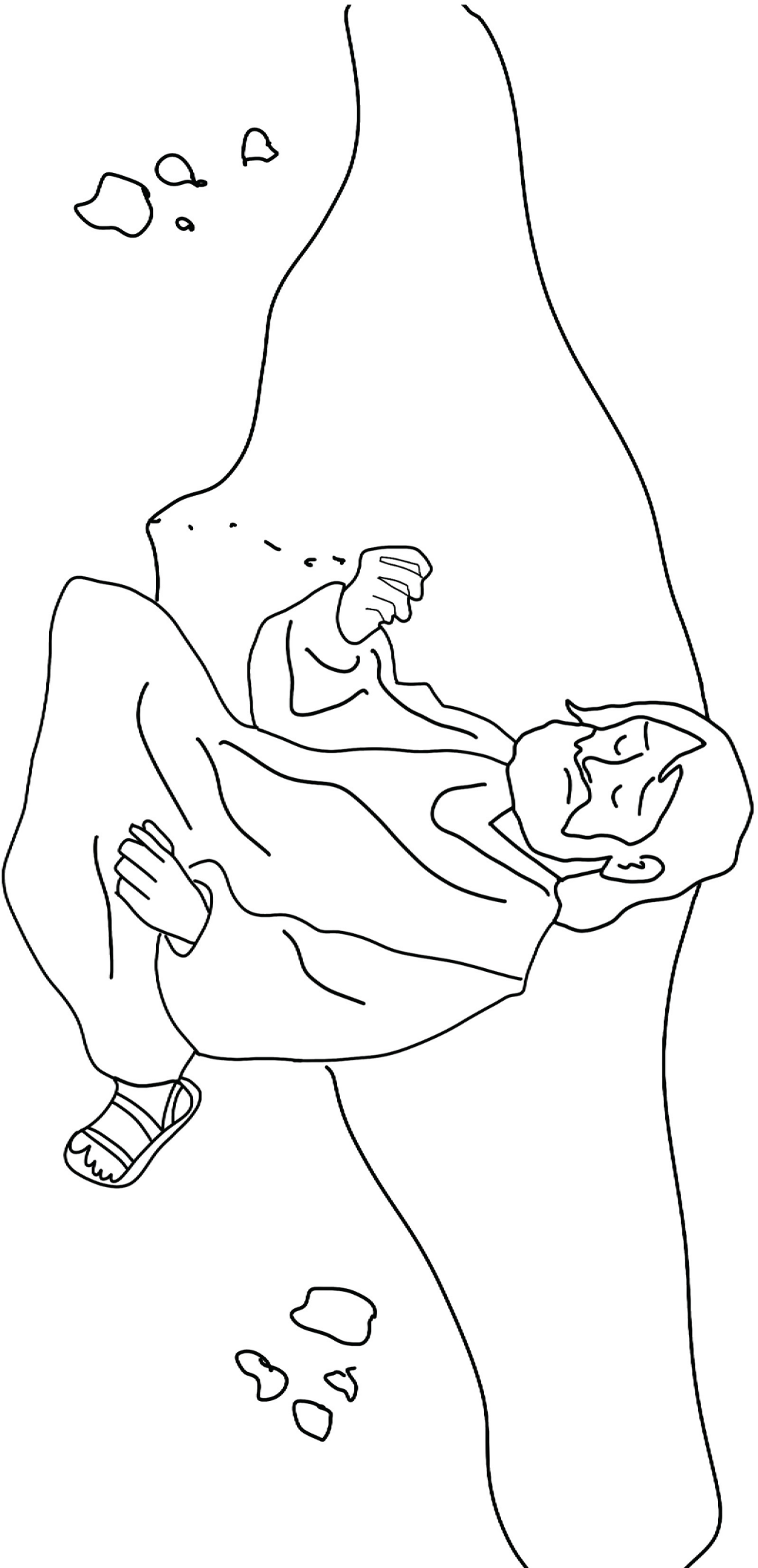
Say, “The most important thing we can do in life is to grow to be more like Jesus, and we can only do that if the Holy Spirit helps us. We might be able to be nice or serve others sometimes, but we will not be like Jesus on the inside unless the Holy Spirit gives us strength. Remember, **the Holy Spirit helps us be** [not just act] **like Jesus**. When we are having a hard time obeying God, let’s ask the Holy Spirit to help us!”





SAMPLE PRAYER: *“Oh, how we need Your Holy Spirit, God! Thank You for sending us Your Spirit to help us when we are weak and do not feel like we can obey You. Help us follow Jesus’ perfect example of loving You and putting You first. Thank You, God. Amen.”*

RELEASE – 5 MINUTES

Discussion helps stories “stick.” If you have extra time, ask some of these questions: How does the Holy Spirit help you be more like Jesus? When (and where) do you need the Holy Spirit’s help to obey God’s Word? Have you asked the Holy Spirit to help you obey God? How does it make you feel to know that Jesus was tempted to disobey too?







THE HOLY SPIRIT HELPS ME DO GREAT THINGS

BIBLE PASSAGE

Mark 3:1-6 (ICB)

BIG IDEA

The Holy Spirit helps us be like Jesus.

FOCUS VERSE

“We all show the Lord’s glory, and we are being changed to be like him. This change in us brings more and more glory. And it comes from the Lord, who is the Spirit.” 2 Corinthians 3:18 (ICB)

LESSON MATERIALS

| Puzzle Piece | *Healing Hand* Activity Page | *Holy Spirit* Activity Page | Scissors | Glue Sticks | Markers or Crayons |

GREET — 15 MINUTES

Connection questions to ask as the children arrive:

- Have you ever seen God perform a miracle?
- When you get sick or when things go wrong, do you ask God for help?



THE GOAL OF GREET IS ALWAYS TO HELP YOU GET TO KNOW THE KIDS BETTER. HOWEVER, WE ALSO LIKE TO ASK QUESTIONS THAT WILL HELP PREPARE THE CHILDREN’S MINDS TO HEAR THE STORY.

WORSHIP — 10 MINUTES

Psalm 9:1 (ICB) says, “I will praise you, Lord, with all my heart. I will tell all the miracles you have done.” Take a few minutes before you sing to share about the good things, and that may include miracles, that God has done in your life. Then, sing your praises to our great God! (The song “Supernatural” by Hillsong Kids is an excellent fit for today’s lesson. You can find it on YouTube.)

PRAY — 5 MINUTES

Begin each week with prayer.



ALTERNATE BETWEEN LEADING IN PRAYER YOURSELF AND HAVING THE KIDS LEAD. YOUR KIDS NEED TO HEAR YOU PRAY AND THEY ALSO NEED THE PRACTICE!

SAMPLE PRAYER: “God, we love You and Your Word. We want You to teach our hearts how to love You most of all. Please help us today. In Jesus’ name, Amen.”

REVIEW – 5 MINUTES

MATERIALS: | Puzzle Piece |

BACKGROUND: Say, “Who remembers our theme for the month? [Wait for responses.] Right! This unit is called, *Like Jesus*. Does anyone remember who helps us be like Jesus? Yes! **The Holy Spirit helps us be like Jesus!** Last week, we learned that Jesus was baptized and then tempted by the devil, but the Holy Spirit helped Jesus obey God’s Word, and **the Holy Spirit can help us be like Jesus** too! This week, we will look at another story from Jesus’ life and discuss how the Holy Spirit helped Jesus and how He can help us too. Now, let’s put another puzzle piece on the wall.” Allow a child to place the Puzzle Piece.

TRANSITION: Say, “Guess what time it is? GAME TIME! GAME TIME! GAME TIME!”

ENGAGE – 15 MINUTES

Say, “We get to play a new and exciting game today called, *Heads Up, Power Up*. In this game, you will try to discover who has “the power.” Are you ready to try it?” (This game is a twist on *Heads Up, Sevens Up*.)

GAME GOAL: To correctly guess who has the “power.”

HOW TO PLAY:

- The children will begin with their heads down (preferably on a table or desk) and one thumb extended.
- The teacher then secretly chooses one child to be “it.” This child now has “the power.”
- This person will walk around, touching the thumbs of six other people.
- The six people that were chosen will quietly walk to the front of the classroom and wait patiently.
- When all six people have been chosen, the child with “the power” will return to the front of the classroom then say, “Heads up, Power Up!”
- Now, everyone still sitting will raise their heads and take turns guessing which of the seven people standing at the front of the classroom has “the power” or is “it.”
- Once everyone has had a turn to guess, you may reveal the one that has “the power.”
- Repeat the game until everyone has had a chance to have “the power” or as time allows.



IF YOU HAVE A SMALL CLASS (SIX OR LESS KIDS), DECREASE THE NUMBER OF CHILDREN WHO GO TO THE FRONT OF THE ROOM.

TRANSITION: Say, “Did everyone get a chance to have the ‘power’? Like our game, we may sometimes wonder, *who has the power?* Does anyone know the answer? [Wait for responses.] Right! The Holy Spirit has the power!”

LEARN – 15 MINUTES

Say, “God wants us to be just like Jesus. When Jesus was baptized [refer the children to last week’s lesson], the Holy Spirit helped Him and He was filled with POWER to obey God. The Holy Spirit also filled Jesus with the power to do miracles. We are going to read about one of those powerful miracles right now!” Read Mark 3:1-6 (ICB).



IT MAY BE HELPFUL TO DEFINE "CRIPPLED" AND "SYNAGOGUE" BEFORE READING THE STORY.

¹ Another time when Jesus went into a synagogue, a man with a crippled hand was there. ² Some people there wanted to see Jesus do something wrong so they could accuse him. They watched him closely to see if he would heal the man on the Sabbath day.

³ Jesus said to the man with the crippled hand, "Stand up here in front of everyone."

⁴ Then Jesus asked the people, "Which is right on the Sabbath day: to do good, or to do evil? Is it right to save a life or to destroy one?" But they said nothing to answer him.

⁵ Jesus was angry as he looked at the people. But he felt very sad because they were stubborn. Then he said to the man, "Let me see your hand." The man put his hand out for Jesus, and it was healed. ⁶ Then the Pharisees left and began making plans with the Herodians about a way to kill Jesus.

Say, "Wow. what an amazing story. In fact, we really heard two stories at the same time in these verses, didn't we? We heard about an incredible miracle that Jesus performed. He healed a man with a crippled hand. The man just showed Jesus his hand and he was healed. That's how powerful Jesus is, and the Holy Spirit gave Him that power.

"But we also heard about a group of people that were upset with Jesus for healing the man. You see according to their laws, Jesus was not supposed to heal on the Sabbath day [day of rest; that's our Sunday]. They were watching Jesus to see if He would do something wrong so they could get Him in trouble. They were jealous of Him and wanted Him gone. Of course, this upset Jesus but not because they were trying to get rid of Him. Jesus was upset because they were worried about their laws and jealousy and not about the man's healing. But even though these people were trying to get rid of Jesus [v6 They were actually trying to kill Him], Jesus STILL healed the man's hand. He cared more about healing the man's hand than for His own safety. Now, that's amazing!

"The Holy Spirit gave Jesus the power to heal the man's hand AND the power to do the right thing in a difficult situation. The Holy Spirit helped Jesus do amazing miracles and great things like the ones in our story. Did you know that the Holy Spirit is our helper, too? **The Holy Spirit helps us be like Jesus.** Jesus said in John 14:12 [ICB] that 'He who believes in me will do the same things that I do. He will do even greater things than these...?' That's you and that's me! If we believe in Jesus, we will do even greater things! Jesus said this because He knew God would give us the Holy Spirit after Christ went to heaven! Now we can glorify God and help others in incredible ways because of the power of the Holy Spirit in us [and ONLY by the power of the Holy Spirit]."

TRANSITION: Say, "Aren't you thankful **the Holy Spirit helps us be like Jesus?** I'm so grateful that the

Holy Spirit enables God's people to do great things that will bring Him glory and help others. Thank you, Holy Spirit."

DISCUSS – 10 MINUTES

Say, "Let's talk about the story a bit more."

1. Who helps us be like Jesus?

Response: **The Holy Spirit helps us be like Jesus.**

2. Why do you think Jesus had the man stand in front of everyone before healing him?

Response: Answers will vary.

3. Where did Jesus get the power to heal this crippled man?

Response: Jesus healed this man by the power of the Holy Spirit.

4. Why did Jesus need the power of the Holy Spirit if He is God?

Response: Jesus is entirely God, but He is also completely man. When He healed people on Earth, He chose to rely on the power of the Holy Spirit.

5. Does the Bible really say that God will use us to perform miracles too?

Response: It does! Jesus said in John 14:12 (ICB), "He who believes in me will do the same things that I do. He will do even greater things than these..."

6. Does that mean that anytime I pray for someone, God will heal them?

Response: No. Even Jesus did not heal every sick person He saw. He healed the people His Father wanted Him to heal. When we pray, we ask God to heal, knowing that He may choose to do it (through the power of the Spirit)! The reason we call supernatural healings "miracles" is because they do not happen all the time – they are special! So, we pray, trusting God to do the right things at the right time and believing in the power of the Spirit.

7. What do we learn about Jesus in this story?

Response: Jesus healed through the power of the Holy Spirit, Jesus loves the sick and crippled, Jesus left so His Father would send the Holy Spirit, Jesus promised that God's people would do miracles through the power of the Spirit, etc.



IT IS VERY IMPORTANT TO EMPHASIZE THAT WE DO NOT HAVE THE POWER TO PERFORM MIRACLES APART FROM THE HOLY SPIRIT. THE HOLY SPIRIT IS THE MIRACLE-WORKER. WE ARE ONLY THE MEANS BY WHICH GOD DOES AMAZING THINGS.

TRANSITION: Say, "The Holy Spirit helps us be like Jesus!"

RESPOND – 15 MINUTES

MATERIALS: | *Healing Hand* Activity Page (1 per child) | *Holy Spirit* Activity Page (1 per child) | Scissors | Glue Sticks | Markers or Crayons |

Say, "The Holy Spirit helps us be like Jesus. Jesus healed the man with the crippled [hurt] hand, and by the power of the Holy Spirit He promised that God would do miracles through us too! Are you ready to start on a craft from today's lesson?"

INSTRUCTIONS:

- Give each child a *Healing Hand* Activity Page, a dove image from the *Holy Spirit* Activity Page, scissors, a glue stick, and markers or crayons.
- The kids will cut out the dove image and glue it close to Jesus on the *Healing Hand* Activity Page to remind us that Jesus healed the man through the power of the Holy Spirit.
- Finally, color the entire *Healing Hand* Activity Page

TRANSITION: Say, "Jesus is our perfect example of how to live for God! One way Jesus glorified God [praised and worship and pointed to Him] was by healing the sick through the power of the Holy Spirit. God promised to fill His people with the Holy Spirit so that we can powerfully glorify Him too! You need to know **the Holy Spirit helps us be like Jesus.**"

MEMORIZE – 5 MINUTES

Say, "When we memorize verses from the Bible, we are storing God's Word in our hearts. Let's store His Word in our hearts with this month's memory verse about the Holy Spirit who changes us to be like Jesus!" Read the verse aloud with actions, and then have the children recite it without your help.

"We all show the Lord's glory [make hand fireworks by your face], and we are being changed to be like him [twirl around]...And it comes from the Lord [point to heaven], who is the Spirit [bring both hand to your chest]."
2 Corinthians 3:18 (ICB) [hold your hands out like a book]

CHALLENGE: Discussion can help with memorization. Here are some questions to ask your class:

1. How do we show the Lord's "glory"?
2. Who changes us to be like Jesus?
3. Can we be like Jesus by ourselves?
4. What are some ways you hope the Holy Spirit will help you be like Jesus?

REFLECT – 5 MINUTES

Say, "I am so grateful **the Holy Spirit helps us be like Jesus.** Without Him, we would not be able to love God and others the way Jesus did. We also would miss out on doing great things for God. Jesus is our perfect example, so let's ask our Heavenly Father to help us trust the Holy Spirit to make us more like His Son."

SAMPLE PRAYER: *"Holy Spirit, we need You. We need Your help to become like Jesus. Use us to bring You glory however You choose. Please help us, in Jesus' name, Amen."*

RELEASE – 5 MINUTES

This is a great lesson to take extra time to pray for your children's specific needs. God hears our prayers and loves to answer them for His glory. So, encourage your kids to ask God to do big things, even miraculous things, and also to trust Him to work when and how He sees fit.







THEY HOLY SPIRIT HELPS ME TELL OTHERS ABOUT GOD

BIBLE PASSAGE

Matthew 28:16-20, Acts 1:4 (ICB)

BIG IDEA

The Holy Spirit helps us be like Jesus.

FOCUS VERSE

“We all show the Lord’s glory, and we are being changed to be like him. This change in us brings more and more glory. And it comes from the Lord, who is the Spirit.” 2 Corinthians 3:18 (ICB)

LESSON MATERIALS

| Puzzle Piece | *Telephone* Activity Page | *I Can Be Like Jesus* Page | *Picture of Me* Activity Page | Scissors | Glue Sticks | Markers or Crayons |

GREET — 15 MINUTES

Connection questions to ask as the children arrive:

- Who do you want to be like when you grow up? Why?
- Does anyone look up to you (a younger brother, sister, cousin, neighbor)? Why do you think they look up to you?

WORSHIP — 10 MINUTES

Your worship time can be an intimate experience where children meet God. It can also be a teaching time where they learn how to worship in various ways. We should not assume that children only connect with God through an upbeat song with lots of actions, so give a moment of quiet for the kids to ask God how He wants them to worship today. It might be with exuberant singing that includes jumping up and down, but it also may consist of a quiet space for them to whisper words of praise. Remind the kids to focus on who and why we worship, knowing everyone will not always worship the same way.

PRAY — 5 MINUTES

Gather the children for prayer.



PAUSE BEFORE PRAYING AND INVITE THE CHILDREN TO GET IN A DIFFERENT POSTURE. IF YOU USUALLY PRAY WHILE SITTING, TODAY, HAVE YOUR KIDS WALK, STAND, OR KNEEL. YOU COULD ALSO TAKE THEM OUTSIDE TO PRAY IN GOD’S CREATION! BE SURE TO JOIN THEM IN THE PROCESS.

SAMPLE PRAYER: “Jesus, thank You for Your friendship. We are grateful that You love to meet with us and speak to us. You are so good and kind! Help us become more like You. Amen.”

REVIEW – 5 MINUTES

MATERIALS: | Puzzle Piece |

BACKGROUND: Say, “This is the third week in our lessons called Like Jesus. We have been learning about how **the Holy Spirit helps us be like Jesus**. During the first week, we talked about how the Holy Spirit helped Jesus and helps us obey God’s Word. Next, we discussed how the Holy Spirit helped Jesus, and will help us, do incredible things for God’s glory. Now, this week, we will look at another story about how **the Holy Spirit helps us be like Jesus**.” On the wall, attach the new puzzle piece to the one from last week.

TRANSITION: Say, “Let’s prepare our minds for our lesson by playing a game.”

ENGAGE – 15 MINUTES

MATERIALS: | Telephone Activity Page (1 set per class) |

Say, “Today, our game is about telling others a message. We will do this by playing, *Telephone*. I am ready, are you?!”



BEFORE CLASS, CUT THE *TELEPHONE* ACTIVITY PAGE ALONG THE SOLID LINES TO CREATE *TELEPHONE CARDS*.

GAME GOAL: To pass the silly information (provided) from one end of the group to the other.

HOW TO PLAY:

- Before beginning, have everyone stand and arrange themselves in a straight line (shoulder to shoulder).
- Using a *Telephone Card*, the teacher leader will quietly recite the phrase on the card to the first person in line.
- The children will “pass” the message on to their neighbor and continue to whisper the message down the line (one person at a time) until it gets to the last person.
- Once the last person hears the news, they will repeat out loud what they heard.
- After the news is shared (correctly or incorrectly), have the last person move to the first position. Play as time allows.

MODIFICATION: If you run out of *Telephone Cards*, make up new phrases to pass down the line.

TRANSITION: Say, “You all shared some silly messages. Sometimes we hear silly things we want to share, and sometimes we are given messages that we have to share. Today, Jesus is going to tell us to share a really important message! Listen closely.”

LEARN – 15 MINUTES

Say, "To be like Jesus, we need the Holy Spirit's help. In today's story, Jesus wanted His friends to tell everyone about God, but they could not do it on their own. They needed to wait for help from the Holy Spirit. Let's see how the Holy Spirit helps them [and us] be like Jesus and share the Good News." Read Matthew 28:16-20 (ICB).

¹⁶ The 11 followers went to Galilee. They went to the mountain where Jesus told them to go. ¹⁷ On the mountain they saw Jesus and worshiped him. But some of them did not believe that it was really Jesus. ¹⁸ Then Jesus came to them and said, "All power in heaven and on earth is given to me. ¹⁹ So go and make followers of all people in the world. Baptize them in the name of the Father and the Son and the Holy Spirit. ²⁰ Teach them to obey everything that I have told you. You can be sure that I will be with you always. I will continue with you until the end of the world."

Read Acts 1:4 (ICB).

⁴...He said, "The Father has made you a promise which I told you about before. Wait here to receive this promise [the promise of the Holy Spirit]."

Say, "Jesus told His followers to go and make more followers [disciples] and to tell others to obey God. So, if you're a follower of Jesus, He's talking to YOU! Did you know that? Jesus wants each of us to share this very special message [the Good News of Jesus] with the world. What an incredible privilege and responsibility we have. But, HOW do we do that? [Allow kids to answer.]

"Let's look to Jesus. He is a great example. All through the Gospels [Matthew, Mark, Luke, and John], the Holy Spirit helped Jesus speak and teach the words of God with power and authority [Matthew 28:18]. We need the Holy Spirit's help to share Jesus' message too! Remember, the Holy Spirit lived inside Jesus to help Him. When the Holy Spirit lives inside believers, **the Holy Spirit helps us be like Jesus**. He even gives us the power to speak and teach about the Good News of Jesus. If you feel afraid or nervous to tell someone about God, ask the Holy Spirit to help you be brave because **the Holy Spirit helps us be like Jesus**."

TRANSITION: Say, "Without the Holy Spirit, we would not be able to be like Jesus. Aren't you grateful that **the Holy Spirit helps us be like Jesus?**"

DISCUSS – 10 MINUTES

Say, "Let's talk about the story a bit more."

1. Who helps us be like Jesus?

Response: The Holy Spirit helps us be like Jesus.

2. What did Jesus tell His followers [that's us, if we've invited Jesus into our hearts] to do in today's Bible Passage?

Response: Jesus told His followers to go and make more followers [disciples] and to tell others to obey God.

3. Why do we need the Holy Spirit to help us be like Jesus?

Response: Answers will vary. However, point out that the Holy Spirit gives boldness when we are afraid, and He gives us words to say.

4. Why do we need to tell others about Jesus?

Response: We have good news to share about Jesus! He came to save us! We are eternally loved and free from death and sin. Jesus commanded His followers (then and now) to share this Good News with others!

5. How can we become like Jesus?

Response: We can become like Jesus with the help of the Holy Spirit. We do that by learning from the Bible, praying (asking for the Spirit's help), and worshiping God.

6. Reread the passage and ask the children to close their eyes and imagine that they are with the followers listening to Jesus. Then ask, what questions or thoughts would have been going through your head as Jesus was talking?

Response: Answers will vary.

7. What do we learn about Jesus in this story?

Response: Jesus helps us through the Holy Spirit, Jesus tells us to teach about Him, Jesus is our best example, Jesus is the Good News, etc.

TRANSITION: Say, "The Holy Spirit helps us be like Jesus. He fills us with boldness to teach as Jesus taught."

RESPOND – 15 MINUTES

MATERIALS: | *I Can Be Like Jesus* Activity Page (1 per child) | *Picture of Me* Activity Page (1 per 2 children) | Scissors | Glue Sticks | Markers or Crayons |

Say, "The Holy Spirit helps us be like Jesus. Like we learned in our story, Jesus wants us to talk to others about God, but we NEED the Holy Spirit's help. Without His help, we cannot do anything."



BEFORE CLASS, CUT ALONG THE DOTTED LINE ON THE *PICTURE OF ME* ACTIVITY PAGE.

INSTRUCTIONS:

- Give each child an *I Can Be Like Jesus* page, a *Picture of Me* Activity Page (half-sheet), scissors, marker or crayons, and a glue stick.
- Provide three to five minutes for the children to color their *Picture of Me* Activity Page to look like themselves.
- Instruct them to cut out the picture of themselves and glue it under the speech bubbles on the *I Can Be Like Jesus* Activity Page. Point out that the Holy Spirit image inside of their picture is there to remind us that we need the Holy Spirit to help us tell others about God.
- Next, instruct the class to write "Good News" statements in each speech bubble. These statements are things they would say to tell others about God.
- Finally, invite volunteers to share their finished page with the rest of the group.



IF KIDS ARE STRUGGLING TO COME UP WITH "GOOD NEWS" STATEMENTS, CHALLENGE THE KIDS TO PRAY AND ASK THE HOLY SPIRIT TO HELP THEM KNOW WHAT TO WRITE. AFTER THEY PRAY, IF THEY'RE STILL STRUGGLING, ENCOURAGE THE KIDS TO WRITE STATEMENTS ABOUT WHO GOD IS, WHAT HE'S DONE, HIS GREAT LOVE AND EVEN ABOUT MIRACLES HE HAS DONE.

TRANSITION: Say, "The Holy Spirit lives inside all Christians just like He lived in Jesus. Because of the Holy Spirit, we can share amazing truths and teachings about God, just like Jesus asked us to do. **The Holy Spirit helps us be like Jesus.** We need His help in every way!"

MEMORIZE — 5 MINUTES

Say, "Let's work on our memory verse for this month. It reminds us that the Holy Spirit helps us become like Jesus."

"We all show the Lord's glory [make hand fireworks by your face], and we are being changed to be like him [twirl around]...And it comes from the Lord [point to heaven], who is the Spirit [bring both hand to your chest]."
2 Corinthians 3:18 (ICB) [hold your hands out like a book]

CHALLENGE: Try a "round-robin" style verse memorization strategy. Sit everyone in a circle, and one-by-one, go around and say one word of the verse at a time.

REFLECT — 5 MINUTES



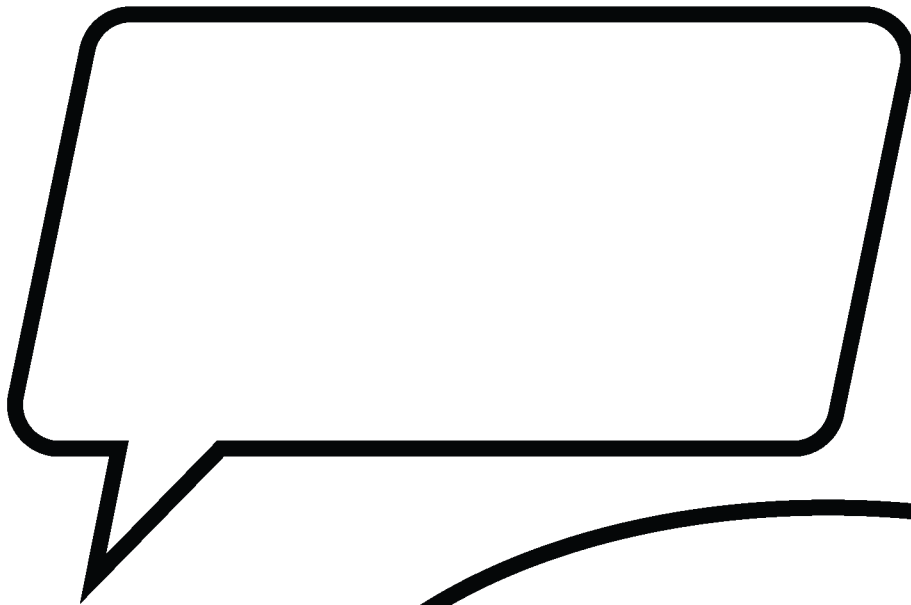
Say, "It is a good thing that **the Holy Spirit helps us be like Jesus.** Without Him, we would not have the power to tell others about God! Jesus really is our perfect example! Right now, let's take a moment to ask the Holy Spirit to help us be like Jesus."

SAMPLE PRAYER: "God, thank You for sending the Holy Spirit so we can be more and more like Your Son. Help us become kind, good, and brave like Jesus. Please give us the words to tell others the Good News! Amen."

RELEASE — 5 MINUTES

If you have time remaining, review the Big Idea. Ask the children if they have any questions about how the Holy Spirit helps us become like Jesus. If there are areas of confusion or curiosity, take this time to address them with the kids.





**THE ELEPHANT
WAS EATING
STRING
CHEESE.**



**VIOLINS SMELL
LIKE VIOLETS.**

**THE FIELD'S
FINGERS BLOW
IN THE WIND.**

**ROWS OF
ROSES GROW IN
ROWS.**

**HAPPY HENRY
HEADS TO THE
HOUSE.**

**FLAMINGOS
SING AND
DANCE THE
TANGO.**



THE HOLY SPIRIT FILLS ME TO MAKE ME LIKE JESUS

BIBLE PASSAGE

Acts 2:1-4 (ICB)

BIG IDEA

The Holy Spirit helps us be like Jesus.

FOCUS VERSE

“We all show the Lord’s glory, and we are being changed to be like him. This change in us brings more and more glory. And it comes from the Lord, who is the Spirit.” 2 Corinthians 3:18 (ICB)

LESSON MATERIALS

| Puzzle Piece | Basketball Hoop and Basketball | Tape | *Fire in Me* Page | Markers or Crayons |

GREET — 15 MINUTES

Connection questions to ask as the children arrive:

- Tell me about a time you felt powerful. Now tell me about a time when you felt weak.
- When you need help, who is the first person you ask?

WORSHIP — 10 MINUTES

Say, “In Psalm 150:6, God invites everything that has breath to praise Him. We are people that are living and breathing, which means that God is inviting YOU and me to praise Him. Let’s do that now.”

PRAY — 5 MINUTES

Pray. Pray. Pray.



SOMETIMES WE SPEED THROUGH PRAYER TO “GET TO THE LESSON.” HOWEVER, PRAYER IS FOUNDATIONAL TO THE LESSON, AS IT GIVES US AN OPPORTUNITY TO TRUST GOD TO CHANGE US AS WE HEAR HIS WORD.

SAMPLE PRAYER: “Jesus, thank You for Your Word. We love learning more about who You are and who You are calling us to be. Teach us everything You have for us today. In Jesus’ name, Amen.”

REVIEW — 5 MINUTES

MATERIALS: | Puzzle Piece |

BACKGROUND: Say, "This is the fourth and final lesson in our unit called *Like Jesus*. Each week this month, we have learned how **the Holy Spirit helps us be like Jesus**. In our first week, we talked about how we need the Holy Spirit's help to obey God's Word like Jesus did in the wilderness when the devil was tempting him. Then, we discussed how the Holy Spirit enables God's people to do great things [even miracles]. Finally, last week, we learned that Jesus told His followers that they would teach others about Him, but they first needed to wait for the Holy Spirit to come and help them. The Holy Spirit is so important! **The Holy Spirit helps us be like Jesus**. There is only one story left in our *Like Jesus* unit." Attach the next puzzle piece on the wall beside the one from the week before.

TRANSITION: Say, "Before we read our last story, who would like to play a game with me?"

ENGAGE — 15 MINUTES

MATERIALS: | Basketball Hoop and Basketball or Beanbag and Bucket (2 of each per class) | Tape |

Say, "Today, we are going to break into two teams and focus on our aim! Has anyone ever played the game *Horse*? Great! This game is just like that, except it is the opposite. Confused? That's ok because I will explain. First, though, I want you to know the name of the game. It's called *HELPING Toss*."

GAME GOAL: To work together as a team to spell the word "HELPING" by making seven baskets (or bean bags) into the basketball hoop (or bucket)."



BEFORE YOU PLAY, SET UP THE TWO BASKETBALL HOOPS THEN TAPE A "THROW LINE" ON THE FLOOR. THIS LINE WILL SHOW THE KIDS WHERE TO STAND WHEN THEY TOSS THE BALL. IF YOU DON'T HAVE 2 SMALL BASKETBALL HOOPS OR BASKETBALLS, YOU CAN EASILY USE 2 BUCKETS AND BEANBAGS.

HOW TO PLAY:

- Divide everyone into two teams. Separate the groups as evenly as you can based on age and ability level.
- Then arrange each team in a straight line behind the "throw line" and hand one basketball to the first person on each team.)
- When you say, "go," the first player from each team will attempt to throw their ball into the basket. If the player makes the basket, they earn a letter in the word "HELPING."
 - For example, if team one gets their ball into the basket, they get the first letter ("H") of "HELPING." Team two does not get any letters if they do not make their throw.
- Once the first person from each team throws, they will run to the back of the line, and the next person must grab the basketball from where it was thrown, run to the "throw line," and attempt to make the basket.
- Play until one team spells out the word, "HELPING." Replay if time allows.

CHALLENGE: If this game goes too quickly, switch up the teams or move the throwing line back further. (If the game is too hard, move the throwing line closer to the basket.)

TRANSITION: Say, "Which team was able to spell 'Helping'? Great job! I'm glad we already have our minds focusing on the word 'helping' because our story will focus on the Holy Spirit 'helping' us."

LEARN — 15 MINUTES

Say, "In this unit, we have talked about how **the Holy Spirit helps us be like Jesus**. But while Jesus was on Earth, the Holy Spirit did not live in anyone except Jesus—God's perfect Son. This means that no one else had the Holy Spirit living inside of them to help them. How sad! But God did not want it like that. Today's story tells us about a special day that change everything. This day of Pentecost is the first day the Holy Spirit came to live inside people like you and me! God sent the Holy Spirit to us. Listen to what the day of Pentecost was like when the Holy Spirit came." Read Acts 2:1-4 (ICB).

¹ When the day of Pentecost came, they were all together in one place. ² Suddenly a noise came from heaven. It sounded like a strong wind blowing. This noise filled the whole house where they were sitting. ³ They saw something that looked like flames of fire. The flames were separated and stood over each person there. ⁴ They were all filled with the Holy Spirit, and they began to speak different languages. They Holy Spirit was giving them the power to speak these languages.

Say, "Pentecost was an unforgettable day, and Christians celebrate it all over the world every year to this day! It was the day when the Holy Spirit came to the followers of Jesus to be with us and live in us forever. One of the most important things the Holy Spirit does is to help us be like Jesus.

"The Holy Spirit is called the Helper [John 14:26]. Without the Holy Spirit, we have no chance of growing into people who are like Jesus. Do you remember when the Holy Spirit helped Jesus obey God's Word, do miracles, and teach people to follow God? Jesus knew how important the Holy Spirit would be in the lives of God's children too, so He told His disciples to wait on God's Helper. [Remember, **the Holy Spirit helps us be like Jesus**.] Just like God anointed Jesus with the Holy Spirit, He now anoints His people with His Holy Spirit [Acts 10:38]."

TRANSITION: Say, "**The Holy Spirit helps us be like Jesus**. Let's talk about what that means for you!"

DISCUSS — 10 MINUTES

Say, "Let's talk about the story a bit more."

1. Who helps us be like Jesus?

Response: **The Holy Spirit helps us be like Jesus.**

2. What is the name of the special day when God sent the Holy Spirit to live inside His people?

Response: Pentecost ("Pentecost" means 50th, and we celebrate it 50 days after Easter.)

3. Jesus sent us the Holy Spirit. Why do we need the Holy Spirit?

Response: The Holy Spirit helps us obey God when we are tempted to sin, He helps us pray for those who are sick (and sometimes see God do miraculous things through those prayers), and He helps us be brave enough to tell others about Jesus.

4. How do you want the Holy Spirit to help you this week?

Response: Answers will vary.

5. What sign did God give to show that the Holy Spirit had come to Jesus' disciples?

Response: Flames of fire rested on each person when the Spirit filled them. The followers also began to speak in different languages.

6. What do we learn about Jesus in this story?

Response: Jesus helps us through the Holy Spirit, Jesus is our best example, Jesus shows us how to live by the Holy Spirit, Jesus sent the Holy Spirit to live in us, etc.

TRANSITION: Say, "The Holy Spirit helps us be like Jesus. We need the Holy Spirit!"

RESPOND — 15 MINUTES

MATERIALS: | *Fire in Me* Activity Page (1 per child) | Markers or Crayons |

Say, "The Holy Spirit helps us be like Jesus. What image have we been using to represent the Holy Spirit? [Wait for responses.] Right! We've used a picture of a dove to represent the Holy Spirit [because the Spirit descended like a dove on Jesus at His baptism.] In today's story, God used fire as a sign of the Holy Spirit. The fire reminds us that the Holy Spirit fills God's people with power!"

INSTRUCTIONS:

- Give each person a *Holy Spirit's Fire* Activity Page, ten yellow, orange, and red tissue paper squares, a pencil, a glue stick, and crayons.
- The kids will color the entire *Holy Spirit's Fire* Activity Page and add faces to the people on the activity page.
- After coloring, the kids will put at least one piece of tissue paper over each person's head, symbolizing the fire of the Holy Spirit. To make the tissue paper look like fire, fold one corner and glue it over the person's head.

TRANSITION: Say, "Remember, the Holy Spirit helps us be like Jesus. That is why He came to live in us. I am so grateful for our great Helper."

MEMORIZE — 5 MINUTES

Say, "The Holy Spirit changes us to be like Jesus. We need His help. Now, let's practice our memory verse one last time."

"We all show the Lord's glory [make hand fireworks by your face], and we are being changed to be like him [twirl around]...And it comes from the Lord [point to heaven], who is the Spirit [bring both hand to your chest]."
2 Corinthians 3:18 (ICB) [hold your hands out like a book]

CHALLENGE: Have you ever wondered why it's easier to memorize the words to your favorite song than it is to learn one sentence of a Bible verse? That's because music helps us remember. Put the verse to your own music or a familiar tune (like "Twinkle, Twinkle Little Star") and see how that changes the memorization process.

REFLECT — 5 MINUTES

Say, "The Holy Spirit helps us obey God's Word, do miracles, and teach others about Christ. He gives us power just like He gave Jesus power. We now can have the Holy Spirit—our greatest Helper—living inside of us. Let's thank Jesus for sending His Holy Spirit."

SAMPLE PRAYER: *"God, we love You. Thank You for Your Holy Spirit. He is the greatest gift! Help us learn how to trust Him to help us become more like Your Son. Amen."*

RELEASE — 5 MINUTES

With any remaining time, have your kids finish their crafts or replay the ENGAGE game. You could also extend your prayer time.



The Holy Spirit fills me to
make me like Jesus

