


LIKE JESUS

THE HOLY SPIRIT MAKES US LIKE CHRIST



LIKE JESUS

MONTHLY PREPARATION GUIDE

UNIT 5 - PREK

This month, our unit is called *Like Jesus*. Our lessons will focus on the many ways the Holy Spirit helped Jesus while He was on earth. By looking at the Holy Spirit in Jesus' life, we will learn how the **Holy Spirit helps us be like Jesus**. We believe it is vital for believers, young and old, to understand the role of the Holy Spirit in our lives. What better example to look to than Jesus?

WEEK 1

LESSON MATERIALS: Puzzle Piece (one per class), Full Body Mirror (Optional), *Jesus in the Desert* Activity Page (1 per child), *The Helper* Activity Page (1 per child), Scissors, Glue Sticks, Crayons

WEEK 2

LESSON MATERIALS: Puzzle Piece (1 per class), *Healing Hand* Activity Page (1 per child), *Holy Spirit* Activity Page (1-2 per class), Glue Sticks, Crayons

WEEK 3

LESSON MATERIALS: Puzzle Piece (1 per class), *Telephone* Activity Page (1 set per class), *The Holy Spirit Helps Me* Activity Page (1 per child), *Picture of Me* Activity Page (1 per 2 children), *People* Activity Page (2-4 per class), Glue Sticks, Crayons

WEEK 4

LESSON MATERIALS: Puzzle Piece (1 per class), Basketball Hoop and Basketball (2 of each per class), Tape, *Holy Spirit's Fire* Activity Page (1 per child), Yellow, Orange, and Red Tissue Paper Squares (10 per child), Glue Sticks, Crayons

LIKE JESUS

UNIT 5 - THE HOLY SPIRIT MAKES US LIKE CHRIST

WRITER - TIFFANY CRISP
MANAGING EDITOR - KRISTI CAIN
EDITOR (PRE-K) - JENNIFER MCGHEE
EDITOR - TIFFANY TRAINOR
DESIGNER - EMMALEE BELL



THE HOLY SPIRIT HELPS ME WHEN I'M TEMPTED

BIBLE PASSAGE

Mark 3: 21-22, 4:1-8 (ICB)

BIG IDEA

The Holy Spirit helps us be like Jesus.

FOCUS VERSE

"We all show the Lord's glory, and we are being changed to be like him. This change in us brings more and more glory. And it comes from the Lord, who is the Spirit." 2 Corinthians 3:18 (ICB)

LESSON MATERIALS

| Puzzle Piece | Full Body Mirror (Optional) | *Jesus in the Desert* Activity Page |
Our Helper Activity Page | Scissors | Glue Sticks | Crayons |

GREET — 15 MINUTES

Connection questions to ask as the children arrive:

- What is something hard you have done recently? Why was it hard?
- Tell me about the coolest thing you have ever seen.

WORSHIP — 10 MINUTES

"Holy Spirit" by Bryan and Katie Torwalt found on YouTube is a great song for this unit.

Say, "Let's worship God together and invite the Holy Spirit in our class time."



WHEN SEARCHING FOR A WORSHIP SONG ON YOUTUBE, INCLUDE "KIDS WORSHIP" IN THE SEARCH TO FIND A KID-FRIENDLY VERSION OF THE SONG.

PRAY — 5 MINUTES

Always begin with prayer. Ask God to help you teach the lesson with the help of the Holy Spirit.

SAMPLE PRAYER: "God, thank You for giving us the Bible to show us the right way—Your way! Please show me how to teach so we will be changed to look and act more like You. Open our minds and hearts so that we can understand. In Jesus' name, Amen."

REVIEW – 5 MINUTES

MATERIALS: | Puzzle Piece |

BACKGROUND: Say, “This year, we have heard amazing stories about Jesus. We read about Jesus’ teachings on a mountain, His wonderful miracles, and His eight ‘I Am’s’ declaring He is God. Today, we start a new month of lessons called *Like Jesus!* Did you know that God sent Jesus to earth so we could be just like Him? Jesus is our BEST example of how to live! But we cannot make ourselves ‘like Jesus’ on our own. We need help! After our game, we will talk about who it is that can help us be like Jesus.” Choose someone to put up this week’s puzzle piece.

TRANSITION: Say, “Friends, are you ready for a game?”

ENGAGE – 15 MINUTES

MATERIALS: | Full Body Mirror (Optional—1 per class) |

Say, “Our game for today is called, *Be Like Me!* In just a moment, I will help everyone find a partner and, you are going to take turns acting just like your partner. In fact, it will look like you are standing in front of a mirror. Let’s find out who can play the game, *Be Like Me.*”



IF YOUR CLASS IS HAVING A HARD TIME UNDERSTANDING WHAT “MIRRORING” LOOKS LIKE, STAND IN FRONT OF A FULL BODY MIRROR SO THE CLASS CAN SEE YOU AND YOUR REFLECTION. THIS IS A GREAT WAY TO MODEL WHAT THE PARTNERS SHOULD BE DOING.

GAME GOAL: To mirror all the movements of your partner.

HOW TO PLAY:

- Pair each child with a partner and have them stand in front of each other, facing one another.
- The oldest partner in each pair will be the first person to lead the movements, and the younger partner will mirror their actions.
- The partner should precisely match every movement of the leader. The pair should look like a person viewing themselves in a mirror.
- To make the movements match, it may be helpful for each pair to put their hands together. In this way, the younger partner will follow every arm movement the oldest partner does because both of their hands will be moving simultaneously.
- Continue for one minute and then switch partners.
- Play as time and interest allows, switching partners every minute.

MODIFICATION: If your group gets bored with the game, try playing as a whole class. For example, choose one person to be the model while everyone else moves to copy the leader.



REMEMBER TO HAVE A PLAN FOR AN UNEVEN NUMBER OF CHILDREN AND EXCEPTIONAL NEEDS CHILDREN. ALSO, IF YOU HAVE A CHILD WHO IS NEW AND WARY OF PARTICIPATING (OR A CHILD WHO IS JUST SHY), INSTEAD OF MIRRORING, LET THAT STUDENT BE THE “CHECKER” WHO WATCHES TO ENSURE THE CHILDREN ARE “MIRRORING” EACH OTHER.

TRANSITION: Say, “What a fun game! Why do you think we played *Be Like Me*? Right! We are going to learn what it means to be like Jesus—our example!” (If you aren’t sure your children know the meaning of the word “example,” take a moment and explain it. Using it in a sentence also helps kids better understand a new word.)

LEARN — 15 MINUTES

Say, “God wants us to be like Jesus, but we need the same Helper Jesus had. His Helper was the Holy Spirit! Now, the Holy Spirit lives inside of every Christian. He can live inside of you too! Let’s listen to our story to find out how the Holy Spirit helped Jesus.” Read Mark 3: 21-22 (ICB).

²¹ When all the people were being baptized by John, Jesus also was baptized. While Jesus was praying, heaven opened and ²² the Holy Spirit came down on him. The Spirit was in the form of a dove. Then a voice came from heaven and said, “You are my Son and I love you. I am very pleased with you.”

Say, “Wow! That would have been amazing to see in person! While Jesus was on earth, we see how the Holy Spirit helped Him again and again. Now, let’s read how the Spirit helped Jesus overcome temptation.” Read Mark 4:1-8 (ICB).

¹ Jesus, filled with the Holy Spirit, returned from the Jordan River. The Spirit led Jesus into the desert ² where the devil tempted Jesus for 40 days. Jesus ate nothing during that time. When those days were ended, he was very hungry.

³ The devil said to Jesus, “If you are the Son of God, tell this rock to become bread.”

⁴ Jesus answered, “It is written in the Scriptures: ‘A person does not live only by eating bread.’”

⁵ Then the devil took Jesus and showed him all the kingdoms of the world in a moment of time. ⁶ The devil said to Jesus, “I will give you all these kingdoms and all their power and glory. It has all been given to me, and I can give it to anyone I wish. ⁷ If you worship me, all will be yours.”

⁸ Jesus answered, “It is written in the Scriptures: ‘You must worship the Lord your God. Serve only him!’”



BECAUSE THIS STORY IS LONG, FOR THIS AGE GROUP WE HAVE CHOSEN TO INCLUDE ONLY TWO OF THE TEMPTATIONS JESUS EXPERIENCED. ALSO, CONSIDER TELLING THIS STORY IN YOUR OWN WORDS AND ACTING IT OUT AS YOU GO.

Say, “Jesus perfectly followed God’s Word even when the devil came to tempt Him. The devil came to Jesus when he knew Jesus was tired and weak. He tried to tempt Jesus to obey his evil ways instead of God’s good ways. But it was no accident that this story happened right after God sent the Holy Spirit to Jesus. For every temptation the devil tried to use, Jesus used God’s Word to fight against that temptation. Jesus obeyed God even when it was hard because He had the Holy Spirit’s help.

Did you know that **the Holy Spirit helps us be like Jesus**? We can fight the devil's temptations [or tricks] with the help of the Holy Spirit. We *need* the Holy Spirit's help because we cannot obey God without Him. **The Holy Spirit helps us be like Jesus** by giving us the power to obey God's Word."

TRANSITION: Say, "Do you see why we need the Holy Spirit? We need His help to obey God because **the Holy Spirit helps us be like Jesus!**"

DISCUSS – 10 MINUTES

Say, "Let's talk about the story a little more. Are you ready to answer some questions?"

1. Who helps us be like Jesus?

Response: **The Holy Spirit helps us be like Jesus.**

2. How did Jesus defeat the devil?

Response: Jesus obeyed God and His Word. When the devil tempted Him, Jesus spoke God's Word back to the devil. The Holy Spirit strengthened Jesus even though His body felt weak.

3. Who helped Jesus obey God?

Response: The Holy Spirit living inside Jesus gives Him the power to obey.

4. How can the Holy Spirit help you be like Jesus?

Response: Answers will vary. (Example: The Holy Spirit can help me share my toys, obey my mommy, or be kind to my friends. Jesus is always generous, obedient to His Heavenly Father, and kind.)

5. What can we do when we need the Holy Spirit's help?

Response: We can pray! We can always ask the Holy Spirit to help us.

6. What do we learn about Jesus in this story?

Response: Jesus shows us the right way, Jesus obeys God, Jesus is our example, Jesus loves God the Father more than anything, Jesus is helped by the Holy Spirit, etc.

TRANSITION: Say, "**The Holy Spirit helps us be like Jesus.** He is our greatest Helper."

RESPOND – 15 MINUTES

MATERIALS: | *Jesus in the Desert* Activity Page (1 per child) | *The Helper* Activity Page (1 per child) | Scissors | Glue Sticks | Crayons |

Say, "The craft we are making today will help us remember how Jesus obeyed God's Word and defeated the devil. Remember, He beat the devil with the help of the Holy Spirit."



FOR THE YOUNGER KIDS, YOU MAY NEED TO CUT OUT THE BIBLE IMAGES AND THE DOVE IMAGE FROM *THE HELPER* ACTIVITY PAGE PRIOR TO CLASS.

INSTRUCTIONS:

- Give each child a *Jesus in the Desert* Activity Page, *The Helper* Activity Page (or the precut images), a glue stick, and crayons.
- Have the children color the *Jesus in the Desert* Activity Page first and remind the kids about the

- temptations the devil used to try to get Jesus to disobey God.
- Next, if the images are not precut, show the children how to cut out the Bible and Dove images from *The Helper* Activity Page. Make sure they know to cut along the solid lines of the boxes, not the actual images.
 - Now, help the children apply glue to the two smaller rectangles on the *Jesus in the Desert* Activity Page. These rectangles are above the images portraying the temptations of Jesus.
 - Quickly place the Bible images on the *Jesus in the Desert* Activity Page lining up the rectangle boxes. Once the glue is dried, this should create a Bible image flap over the temptations images. Remind kids that Jesus defeated the devil by quoting and obeying God's Word.
 - Finally, glue the Dove image next to Jesus to remind the kids that Jesus obeyed God's Word with the help of the Holy Spirit.

TRANSITION: Say, "The Holy Spirit lives inside of us just like He lives inside of Jesus. Do you see how Jesus had help from the Holy Spirit to obey God? Remember, **the Holy Spirit helps us be like Jesus.**"

MEMORIZE – 5 MINUTES

Say, "Did you notice that when Jesus responded to the devil, He used God words [from our Bibles]? When we memorize God's Word, like Jesus, we can know how to obey God. Our new memory verse talks about how we become more like Jesus through the power of the Holy Spirit." First, read the verse aloud two times, then have your group repeat one phrase at a time (after you say it). Finally, have the children try it by themselves.

"We all show the Lord's glory [make hand fireworks by your face], and we are being changed to be like him [twirl around]...And it comes from the Lord [point to heaven], who is the Spirit [bring both hand to your chest]."
2 Corinthians 3:18 (ICB) [hold your hands out like a book]

CHALLENGE: This is a longer verse. It may be helpful to memorize this verse in four main sections: 1. "We all show the Lord's glory," 2. "And we are being changed to be like Him," 3. "And it comes from the Lord," 4. "Who is the Spirit." Once the children have mastered the first section, start working on the next one until they have memorized the entire verse.

REFLECT – 5 MINUTES

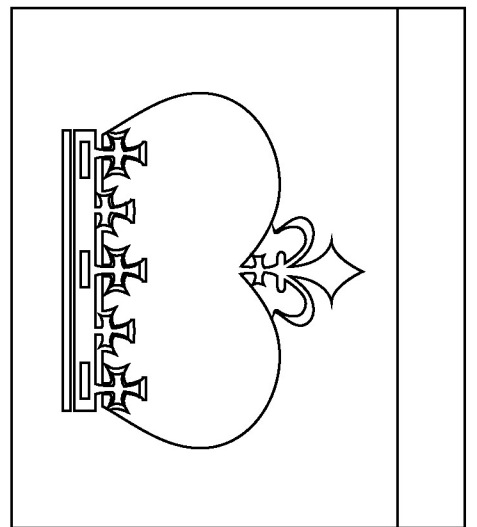
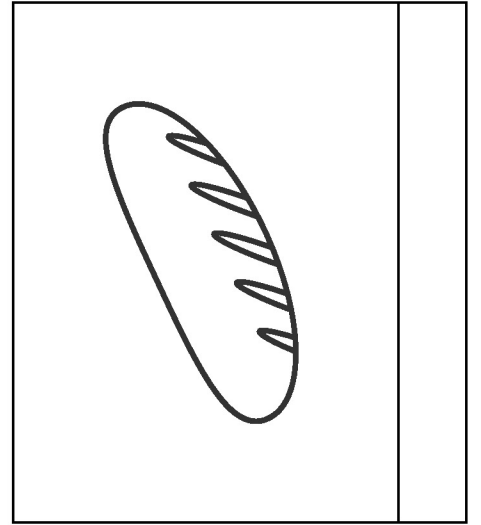
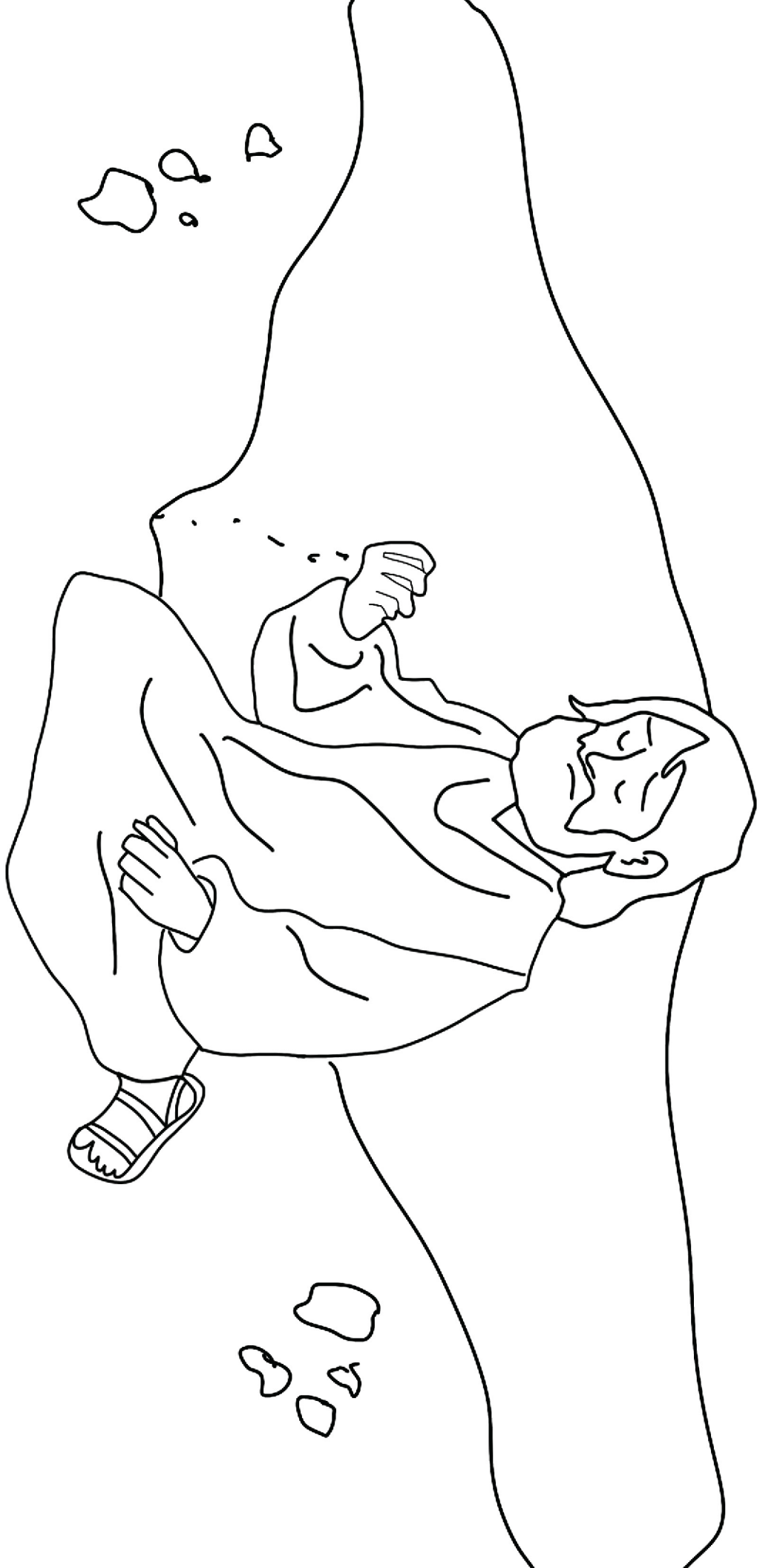
Say, "Remember, **the Holy Spirit helps us be like Jesus.** God wants us to obey God's Word just like Jesus did. When you have a hard time obeying God, ask the Holy Spirit to help you! How do you need the Holy Spirit's help? We can pray about that right now."




SAMPLE PRAYER: *"We need Your Holy Spirit, God! Thank You for giving us Your Spirit to help us obey You. Would you begin helping us, right now, to be kind and loving and patient like You are? Thank You, God. Amen."*

RELEASE – 5 MINUTES

Discussion helps Bible stories "stick." If you have extra time, ask some of these questions: How does the Holy Spirit help you be more like Jesus? When do you need the Holy Spirit's help to obey God? Have you ever asked the Holy Spirit to help you? How does it make you feel to know that Jesus was tempted to disobey too?







LIKE JESUS

MONTHLY PREPARATION GUIDE

UNIT 5 - PREK

This month, our unit is called *Like Jesus*. Our lessons will focus on the many ways the Holy Spirit helped Jesus while He was on earth. By looking at the Holy Spirit in Jesus' life, we will learn how the **Holy Spirit helps us be like Jesus**. We believe it is vital for believers, young and old, to understand the role of the Holy Spirit in our lives. What better example to look to than Jesus?

WEEK 1

LESSON MATERIALS: Puzzle Piece (one per class), Full Body Mirror (Optional), *Jesus in the Desert* Activity Page (1 per child), *The Helper* Activity Page (1 per child), Scissors, Glue Sticks, Crayons

WEEK 2

LESSON MATERIALS: Puzzle Piece (1 per class), *Healing Hand* Activity Page (1 per child), *Holy Spirit* Activity Page (1-2 per class), Glue Sticks, Crayons

WEEK 3

LESSON MATERIALS: Puzzle Piece (1 per class), *Telephone* Activity Page (1 set per class), *The Holy Spirit Helps Me* Activity Page (1 per child), *Picture of Me* Activity Page (1 per 2 children), *People* Activity Page (2-4 per class), Glue Sticks, Crayons

WEEK 4

LESSON MATERIALS: Puzzle Piece (1 per class), Basketball Hoop and Basketball (2 of each per class), Tape, *Holy Spirit's Fire* Activity Page (1 per child), Yellow, Orange, and Red Tissue Paper Squares (10 per child), Glue Sticks, Crayons

THE HOLY SPIRIT HELPS ME DO GREAT THINGS

BIBLE PASSAGE

Mark 3:1-6 (ICB)

BIG IDEA

The Holy Spirit helps us be like Jesus.

FOCUS VERSE

“We all show the Lord’s glory, and we are being changed to be like him. This change in us brings more and more glory. And it comes from the Lord, who is the Spirit.” 2 Corinthians 3:18 (ICB)

LESSON MATERIALS

| Puzzle Piece | *Healing Hand* Activity Page | *Holy Spirit* Activity Page | Glue Sticks | Crayons |

GREET — 15 MINUTES

Connection questions to ask as the children arrive:

- Has God ever answered your prayer? If so, will you tell me about it?
- What do you think the word “powerful” means? Awesome! Did you know God is the most powerful?



THE GOAL OF GREET IS TO HELP YOU GET TO KNOW THE KIDS. HOWEVER, WE ALSO LIKE TO ASK QUESTIONS THAT WILL PREPARE THE CHILDREN’S MINDS TO HEAR THE STORY.

WORSHIP — 10 MINUTES

Psalm 9:1 says, “I will praise you, Lord, with all my heart. I will tell all the miracles you have done.” Take a few minutes before you sing to share about the good things God has done in your life. (The song “Supernatural” by Hillsong Kids is an excellent fit for today’s lesson. You can find it on YouTube.)

PRAY — 5 MINUTES

Begin each week with prayer.



ALTERNATE BETWEEN LEADING THE PRAYER YOURSELF AND HAVING THE KIDS LEAD. YOUR KIDS NEED TO HEAR YOU PRAY AND THEY ALSO NEED THE PRACTICE!

SAMPLE PRAYER: “God, we love You and Your Word. We want You to teach our hearts how to love You most of all. Please help us today. In Jesus’ name, Amen.”

REVIEW – 5 MINUTES

MATERIALS: | Puzzle Piece |

BACKGROUND: Say, “In this series, we are learning that **the Holy Spirit helps us be like Jesus!** In the first week, we found out that the Holy Spirit lived inside of Jesus to help Him obey God’s Word. This week, we will hear another story about how the Holy Spirit helped Jesus and how He can help us too. Now, let’s put another puzzle piece on the wall.” Help a child add this week’s Puzzle Piece.

TRANSITION: Say, “Guess what time it is? GAME TIME!”

ENGAGE – 15 MINUTES

Say, “We get to play a new and exciting game today called, *Heads Up, Power Up*. In this game, you will try to discover who has “the power.” Are you ready to try it?” (This game is a twist on *Heads Up, Sevens Up*.)

GAME GOAL: To correctly guess who has the “power.”

HOW TO PLAY:

- The children will begin with their heads down (preferably on a table or desk) and one thumb extended.
- The teacher then secretly chooses one child to be “it.” This child now has “the power.”
- This person will walk around, touching the thumbs of six other people.
- The six people that were chosen will quietly walk to the front of the classroom and wait patiently.
- When all six people have been chosen, the child with “the power” will return to the front of the classroom then say, “Heads up, Power Up!”
- Now, everyone still sitting will raise their heads and take turns guessing which of the seven people standing at the front of the classroom has “the power” or is “it.”
- Once everyone has had a turn to guess, you may reveal the one that has “the power.”
- Repeat the game until everyone has had a chance to have “the power” or as time allows.



IF YOU HAVE A SMALL CLASS (EIGHT OR LESS KIDS), DECREASE THE NUMBER OF CHILDREN WHO GO TO THE FRONT OF THE ROOM TO THREE.

TRANSITION: Say, “Did everyone get a chance to have the ‘power’? Like our game, we may sometimes wonder, *who has the power?* Does anyone know the answer? [Wait for responses.] Right! The Holy Spirit has the power!”

LEARN – 15 MINUTES

Say, “God wants us to be like Jesus. When Jesus was baptized [refer the children to last week’s lesson], the Holy Spirit helped Him by filling Him with POWER to obey God. The Holy Spirit also filled Jesus with the power to do miracles. We are going to read about one of those powerful miracles right now! Get ready!” Read Mark 3:1-6 (ICB).



DEFINE "CRIPPLED" AND "SYNAGOGUE" BEFORE READING THE STORY. (SOMEONE WHO IS "CRIPPLED" IS HURT AND UNABLE TO MOVE NORMALLY. A "SYNAGOGUE" CAN BE COMPARED TO A CHURCH.) IN THE LESSON WE WILL PRIMARILY USE THE WORD "HURT" IN PLACE OF "CRIPPLED."

¹ Another time when Jesus went into a synagogue, a man with a crippled hand was there. ² Some people there wanted to see Jesus do something wrong so they could accuse him. They watched him closely to see if he would heal the man on the Sabbath day.

³ Jesus said to the man with the crippled hand, "Stand up here in front of everyone."

⁴ Then Jesus asked the people, "Which is right on the Sabbath day: to do good, or to do evil? Is it right to save a life or to destroy one?" But they said nothing to answer him.

⁵ Jesus was angry as he looked at the people. But he felt very sad because they were stubborn. Then he said to the man, "Let me see your hand." The man put his hand out for Jesus, and it was healed. ⁶ Then the Pharisees left and began making plans with the Herodians about a way to kill Jesus.

Reread Mark 3:1, 3 and 5 above to make sure the kids connect with the miracle Jesus performs here. Say, "Wow. what an amazing story. We just heard about an incredible miracle that Jesus performed. He healed a man with a crippled hand. The man just showed Jesus his hand and he was healed. That's how powerful Jesus is, and the Holy Spirit gave Him that power."

"The Holy Spirit gave Jesus the power to heal the man's hand. The Holy Spirit helped Jesus do amazing miracles and great things like the one in our story. Did you know that the Holy Spirit is our helper, too? **The Holy Spirit helps us be like Jesus.** Jesus said in John 14:12 [ICB] that 'He who believes in me will do the same things that I do. He will do even greater things that these...'? That's you and that's me! If we believe in Jesus, we will do even greater things! Jesus said this because He knew God would give us the Holy Spirit after Christ went to heaven! Now we can glorify God and help others in incredible ways because of the power of the Holy Spirit in us [and ONLY by the power of the Holy Spirit]."

TRANSITION: Say, "Aren't you thankful **the Holy Spirit helps us be like Jesus**? He is the Helper that lives inside of us. I am so grateful that the Holy Spirit helps God's people to do great things. Thank you, Holy Spirit."

DISCUSS — 10 MINUTES

Say, "Let's talk about the story a bit more."

1. Who helps us be like Jesus?

Response: **The Holy Spirit helps us be like Jesus.**

2. Where did Jesus get the power to heal this hurt man?

Response: Jesus healed this man by the power of the Holy Spirit.

3. What do you think the word “miracle” means?

Response: A miracle is something extraordinary and unusual that only God can do.

4. Can you think of something that would be a miracle?

Response: Answers will vary. (Provide simple examples of miracles if the children need help getting started.)

5. Does the Bible really say that God will use us to perform miracles too?

Response: It does! Jesus said in John 14:12 (ICB), “He who believes in me will do the same things that I do. He will do even greater things than these...”

6. What do we learn about Jesus in this story?

Response: Jesus healed through the power of the Holy Spirit, Jesus loves people who are sick and hurt, Jesus promised that God’s people would do miracles through the power of the Spirit, etc.

TRANSITION: Say, “The Holy Spirit helps us be like Jesus!”

RESPOND — 15 MINUTES

MATERIALS: | *Healing Hand* Activity Page (1 per child) | *Holy Spirit* Activity Page (1-2 per class) | Glue Sticks | Crayons |

Say, “Jesus healed the man with the hurt hand. By the power of the Holy Spirit, Jesus did many miracles. He even promised that God would do miracles through us, but we need the Holy Spirit. Are you ready to start on a craft about the healing of this man?”



CUT OUT ENOUGH DOVE IMAGES FROM THE *HOLY SPIRIT* ACTIVITY PAGE FOR EACH CHILD TO HAVE ONE.

INSTRUCTIONS:

- Give each child a *Healing Hand* Activity Page, one dove image from the *Holy Spirit* Activity Page, a glue stick, and crayons.
- The kids will glue the dove image close to Jesus on the *Healing Hand* Activity Page to remind us that Jesus healed the man through the power of the Holy Spirit.
- Finally, color the entire *Healing Hand* Activity Page

TRANSITION: Say, “We need the Holy Spirit because **the Holy Spirit helps us be like Jesus.**”

MEMORIZE — 5 MINUTES

Say, “When we memorize verses from the Bible, we are storing God’s Word in our hearts. Let’s store His Word in our hearts with this month’s memory verse about the Holy Spirit who makes us like Jesus!” Read the verse aloud, showing the children the actions as you say it. Then have the children recite the verse without your help.



IT IS VERY IMPORTANT TO EMPHASIZE THAT THE HOLY SPIRIT IS THE MIRACLE WORKER. WE ARE ONLY THE MEANS GOD USES TO DO AMAZING THINGS.

“We all show the Lord’s glory [make hand fireworks by your face], and we are being changed to be like him [twirl around]...And it comes from the Lord [point to heaven], who is the Spirit [bring both hand to your chest].”
2 Corinthians 3:18 (ICB) [hold your hands out like a book]

CHALLENGE: Discussion can help with memorization. Here are some questions to ask your class:

1. Who changes us to be like Jesus?
2. Can we be like Jesus by ourselves?
3. What are some of the ways you hope the Holy Spirit will help you be like Jesus?

REFLECT – 5 MINUTES

Say, “I am so grateful the Holy Spirit helps us be like Jesus. Who is grateful for the Holy Spirit? Without Him, we would not be able to obey God the way Jesus did. We also would miss out on doing great things for God [like miracles]. Jesus is our perfect example, so let’s ask God, our Father, to make us more like His Son.”

SAMPLE PRAYER: *“Holy Spirit, we need You. We need Your help to become like Jesus. Use us to touch people’s lives with Your healing power. Please help us, in Jesus’ name, Amen.”*

RELEASE – 5 MINUTES

This is a great lesson to take extra time to pray for your children’s needs. God hears our prayers and loves to answer us. So, encourage your kids to ask God to do big things, even miraculous things, and also to trust Him to work when and how He sees fit.







THEY HOLY SPIRIT HELPS ME TELL OTHERS ABOUT GOD

BIBLE PASSAGE

Matthew 28:16-20, Acts 1:4 (ICB)

BIG IDEA

The Holy Spirit helps us be like Jesus.

FOCUS VERSE

“We all show the Lord’s glory, and we are being changed to be like him. This change in us brings more and more glory. And it comes from the Lord, who is the Spirit.” 2 Corinthians 3:18 (ICB)

LESSON MATERIALS

| Puzzle Piece | *Telephone* Activity Page | *The Holy Spirit Helps Me* Activity Page | *Picture of Me* Activity Page | *People* Activity Page | Glue Sticks | Crayons |

GREET — 15 MINUTES

Connection questions to ask as the children arrive:

- When you are with your friends, what is your favorite thing to do?
- What can you do to make someone smile?

WORSHIP — 10 MINUTES

Focus on who and why we worship, knowing everyone will not worship the same way.

PRAY — 5 MINUTES

Gather the children for prayer.



PAUSE BEFORE PRAYING AND INVITE THE CHILDREN TO GET IN A DIFFERENT POSTURE. IF YOU USUALLY PRAY WHILE SITTING, TODAY, HAVE YOUR KIDS WALK, STAND, OR KNEEL. DO NOT FORGET TO JOIN THEM IN THE PROCESS.

SAMPLE PRAYER: “Jesus, thank You for Your friendship to us. We are grateful that You love to meet with us and speak to us. Make us more like You. Amen.”

REVIEW — 5 MINUTES

MATERIALS: | Puzzle Piece |

BACKGROUND: Say, "This is the third week in our lessons called *Like Jesus*. We have been learning about how **the Holy Spirit helps us be like Jesus**. Does anyone remember how the Holy Spirit helps us be like Jesus? [Allow kids to respond.] In the first week, we talked about how the Holy Spirit helped Jesus obey God's Word, and He can help us obey God too. **Then, last week, we discussed how the Holy Spirit helped Jesus do amazing miracles like healing the man with the hurt hand.** Did you know that the Holy Spirit gives us the power to do some of the same things Jesus did? I am so excited to hear more about how **the Holy Spirit helps us be like Jesus.**" On the wall, attach the new puzzle piece to the one from last week.

TRANSITION: Say, "Let's prepare our minds for our lesson by playing a game."

ENGAGE – 15 MINUTES

MATERIALS: | Telephone Activity Page (1 set per class) |

Say, "Today, our game is about telling others a message. We will do this by playing, *Telephone*. I am ready, are you?!"



BEFORE CLASS, CUT THE *TELEPHONE* ACTIVITY PAGE ALONG THE SOLID LINES TO CREATE *TELEPHONE CARDS*.

GAME GOAL: To pass the silly information (provided) from one end of the group to the other.

HOW TO PLAY:

- Before beginning, have everyone stand and arrange themselves in a straight line (shoulder to shoulder).
- Using a *Telephone Card*, the teacher leader will quietly recite the phrase on the card to the first person in line.
- The children will "pass" the message on to their neighbor and continue to whisper the message down the line (one person at a time) until it gets to the last person.
- Once the last person hears the news, they will repeat out loud what they heard.
- After the news is shared (correctly or incorrectly), have the last person move to the first position. Play as time allows.

MODIFICATION: If you run out of *Telephone Cards*, make up new phrases to pass down the line.

TRANSITION: Say, "You all shared some silly messages. Sometimes we hear silly things we want to share, and sometimes we are given messages that we have to share. Today, Jesus is going to tell us to share a really important message! Listen closely."

LEARN – 15 MINUTES

Say, "In today's story, Jesus tells His friends that they will share a special message to all people, but they need to wait for help from the Holy Spirit. Let's find out what that message is and how the Holy Spirit can help us too." Read Matthew 28:16-20 (ICB).

16 The 11 followers went to Galilee. They went to the mountain where Jesus told them to go. 17 On the mountain they saw Jesus and worshiped him. But some of them did not believe that it was really Jesus. 18 Then Jesus came to them and said, "All power in heaven and on earth is given to me. 19 So go and make followers of all people in the world. Baptize them in the name of the Father and the Son and the Holy Spirit. 20 Teach them to obey everything that I have told you. You can be sure that I will be with you always. I will continue with you until the end of the world."

Read Acts 1:4 (ICB).

4...He said, "The Father has made you a promise which I told you about before. Wait here to receive this promise [the promise of the Holy Spirit]."

Say, "Jesus told His followers to go and make more followers [disciples] and to tell others to obey God. So, if you're a follower of Jesus, He's talking to YOU! Did you know that? Jesus wants each of us to share this very special message [the Good News of Jesus] with the world. What a very special thing that we get to do! But, HOW do we do that? [Allow kids to answer.]

"Let's look to Jesus. He is a great example. All through the Gospels [Matthew, Mark, Luke, and John], the Holy Spirit helped Jesus speak and teach the words of God with power and authority [Matthew 28:18]. We need the Holy Spirit's help to share Jesus' message too! Remember, the Holy Spirit lived inside Jesus to help Him. When the Holy Spirit lives inside believers, **the Holy Spirit helps us be like Jesus**. He even gives us the power to speak and teach about the Good News of Jesus. If you feel afraid or nervous to tell someone about God, ask the Holy Spirit to help you be brave because **the Holy Spirit helps us be like Jesus**."

TRANSITION: Say, "Aren't you thankful that **the Holy Spirit helps us be like Jesus**?"

DISCUSS – 10 MINUTES

Say, "Let's talk about the story a bit more."

1. Who helps us be like Jesus?

Response: **The Holy Spirit helps us be like Jesus.**

2. What did Jesus tell His followers [that's us, if we've invited Jesus into our hearts] to do in today's Bible Passage?

Response: Jesus told His followers to go and make more followers [disciples] and to tell others to obey God.

3. Why do we need the Holy Spirit to help us be like Jesus?

Response: Answers will vary. However, point out that we need the Holy Spirit's help to tell others about Jesus.

4. How can we become like Jesus?

Response: We can become like Jesus with the help of the Holy Spirit as we learn from the Bible, pray, and worship God.

5. What are some things about Jesus you want to tell someone about?

Response: Answers will vary.

6. What do we learn about Jesus in this story?

Response: Jesus helps us through the Holy Spirit, Jesus tells us to tell others about God, Jesus loves us so much, Jesus is our example, etc.

TRANSITION: Say, “**The Holy Spirit helps us be like Jesus.** The Holy Spirit is with us so we can tell others about Jesus.”

RESPOND — 15 MINUTES

MATERIALS: | *The Holy Spirit Helps Me* Activity Page (1 per child) | *Picture of Me* Activity Page (1 per 2 children) | *People* Activity Page (2-4 per class) | Glue Sticks | Crayons |

Say, “As we learned in our story today, **the Holy Spirit helps us be like Jesus.** Remember, Jesus wants us to talk to others about God, but we **NEED** the Holy Spirit’s help. For today’s activity, we will draw pictures of three people we can tell about Jesus. Let’s take a couple of moments to think about who those three people are. These people can include family, friends, aunts and uncles, policemen, people at the park, neighbors—anyone!”



BEFORE CLASS, CUT OUT ENOUGH PAPER DOLL CUT-OUTS FROM THE PICTURE OF ME ACTIVITY PAGE FOR EACH CHILD. ALSO, CUT ALONG THE SOLID LINES ON THE PEOPLE ACTIVITY PAGE. MAKE SURE YOU HAVE ENOUGH PEOPLE FOR EACH CHILD TO HAVE 3-4 OPTIONS.

INSTRUCTIONS:

- Give each child *The Holy Spirit Helps Me* Activity Page, a *paper doll cut-out* from the *Picture of Me* Activity Page, a glue stick, and crayons.
- Instruct the class to color their *person cut-out* to look like themselves. Then glue it to the left side of *The Holy Spirit Helps Me* Activity Page. Point out that the Holy Spirit image inside of their *person cut-out* is there to remind us that we need the Holy Spirit to help us tell others about God.
- Next, allow the kids to select 3 *People* from the *People* Activity Page that they want to tell about God. Then have them glue those *People* to the boxes on the right side of *The Holy Spirit Helps Me* Activity Page.
- If you still have time, invite volunteers to share their finished page with the rest of the group.

TRANSITION: Say, The Holy Spirit is with all Christians just like He was with Jesus. Because of the Holy Spirit, we can share about God, just like Jesus asked us to do. We need the Holy Spirit’s help every day, don’t we?”

MEMORIZE — 5 MINUTES

Say, “It is memorization time! Let’s work on our memory verse for this month. Does anyone remember what it is? I will give you a hint: it reminds us that *the Holy Spirit helps us be like Jesus.*” Practice the verse together.

“We all show the Lord’s glory [make hand fireworks by your face], and we are being changed to be like him [twirl around]...And it comes from the Lord [point to heaven], who is the Spirit [bring both hand to your chest].”
2 Corinthians 3:18 (ICB) [hold your hands out like a book]

CHALLENGE: If the verse is too long or challenging, focus on memorizing the first portion: "We all show the Lord's glory, and we are being changed to be like Him."

REFLECT — 5 MINUTES

Say, "It is a good thing that **the Holy Spirit helps us be like Jesus**. Without Him, we could not do anything. We could not obey God's Word, do miracles, or tell others about Jesus. Jesus is our perfect example! Let's ask God to help us tell others about God as Jesus did."

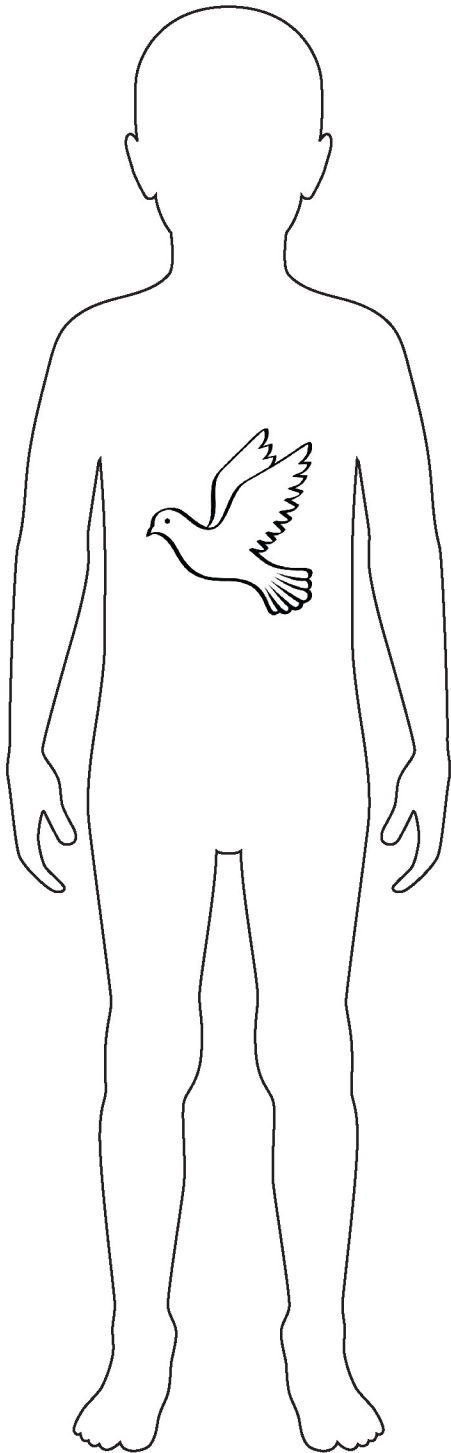
SAMPLE PRAYER: *"God, please help us remember to tell others about Your Son, Jesus. When we see our friends this week, help us share Your love with them and give us the courage to tell them how great You are. In Jesus' name, Amen."*

RELEASE — 5 MINUTES

If you have time remaining, review the Big Idea. Ask the children if they have any questions about how the Holy Spirit helps us become like Jesus. If there are areas of confusion or curiosity, take this time to have a conversation with the kids about the Holy Spirit.



THE HOLY SPIRIT HELPS ME BE LIKE JESUS

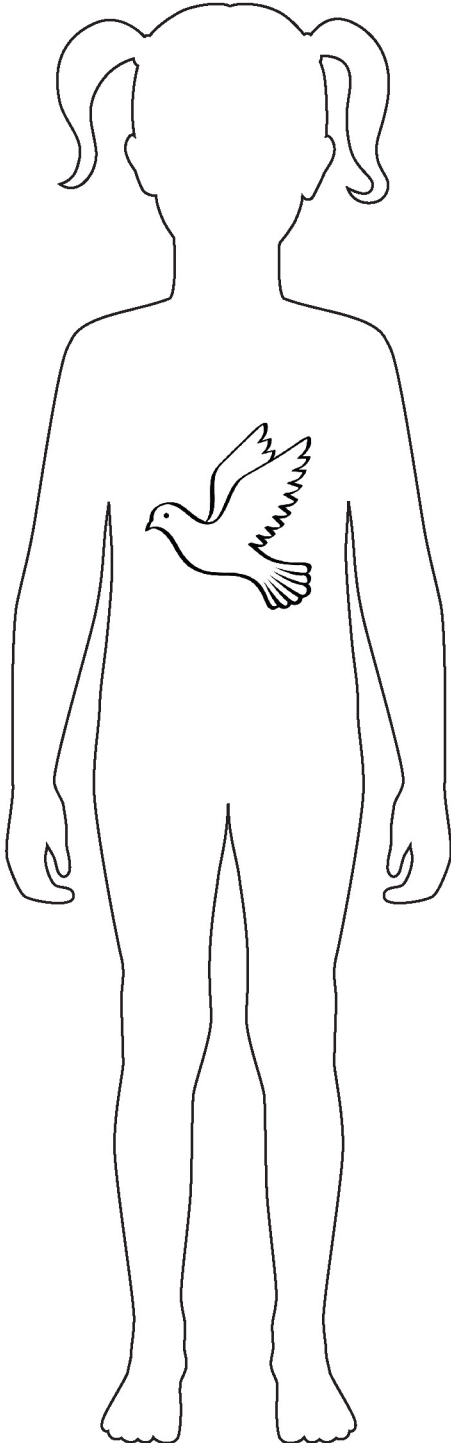


Empty rectangular box for writing.

Empty rectangular box for writing.

Empty rectangular box for writing.

THE HOLY SPIRIT HELPS ME BE LIKE JESUS



Empty rectangular box for writing.

Empty rectangular box for writing.

Empty rectangular box for writing.

**THE ELEPHANT
WAS EATING
STRING
CHEESE.**



**VIOLINS SMELL
LIKE VIOLETS.**

**THE FIELD'S
FINGERS BLOW
IN THE WIND.**

**ROWS OF
ROSES GROW IN
ROWS.**

**HAPPY HENRY
HEADS TO THE
HOUSE.**

**FLAMINGOS
SING AND
DANCE THE
TANGO.**






GRANDMA




MECHANIC



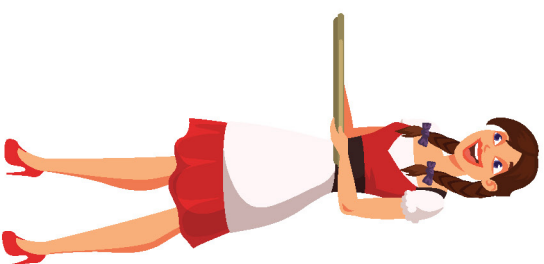
POLICE OFFICER



FRIEND



TEACHER



WAITRESS

THE HOLY SPIRIT FILLS ME TO MAKE ME LIKE JESUS

BIBLE PASSAGE

Acts 2:1-4 (ICB)

BIG IDEA

The Holy Spirit helps us be like Jesus.

FOCUS VERSE

“We all show the Lord’s glory, and we are being changed to be like him. This change in us brings more and more glory. And it comes from the Lord, who is the Spirit.” 2 Corinthians 3:18 (ICB)

LESSON MATERIALS

| Puzzle Piece | Basketball Hoop and Basketball | Tape | *Holy Spirit’s Fire* Page | Yellow, Orange, and Red Tissue Paper Squares | Pencils | Glue Sticks | Crayons |

GREET — 15 MINUTES

Connection questions to ask as the children arrive:

- Tell me about a time you felt strong. Now tell me about a time when you felt weak (not strong).
- When you need help, who is the first person you ask?

WORSHIP — 10 MINUTES

Say, “In Psalm 150:6, God invites everything that has breath to praise Him. We are people that are living and breathing, which means that God is inviting YOU and me to praise Him. Let’s do that now.”

PRAY — 5 MINUTES

Pray. Pray. Pray.



SOMETIMES WE SPEED THROUGH PRAYER TO “GET TO THE LESSON.” HOWEVER, PRAYER IS FOUNDATIONAL TO THE LESSON, AS IT GIVES US AN OPPORTUNITY TO TRUST GOD TO CHANGE US AS WE HEAR HIS WORD.

SAMPLE PRAYER: “Jesus, thank You for Your Word. We love learning more about who You are and who You are calling us to be. Help us become more like Your Son. Teach us everything You have for us today. In Jesus’ name, Amen.”

REVIEW – 5 MINUTES

MATERIALS: | Puzzle Piece |

BACKGROUND: Say, “This is our last *Like Jesus* lesson. In the first week, we talked about how we need the Holy Spirit’s help to obey God’s Word like Jesus did in the desert when the devil was tempting him. Then, we learned how the Holy Spirit helped God’s people to do great things [even miracles]. Finally, last week, we heard how the Holy Spirit helps us tell others about God. In each of these stories, we learned that we cannot be like Jesus without the Holy Spirit. We need Him. There is only one story left to show us that **the Holy Spirit helps us be like Jesus**. Who wants to put up this last puzzle piece?” Attach the next puzzle piece on the wall beside the one from the week before.

TRANSITION: Say, “Before we read our last story, who would like to play a game with me?”

ENGAGE – 15 MINUTES

MATERIALS: | Basketball Hoop and Basketball (2 of each per class) | Tape |

Say, “Who is good at basketball? Who is good at throwing a ball? If you said yes to either of these questions, I think you will do great in today’s game. We are going to call this game *HELPING Toss*.”

GAME GOAL: To work together as a team to spell the word “HELPING” by making seven baskets (or bean bags) into the basketball hoop (or bucket).



BEFORE YOU PLAY, SET UP THE TWO BASKETBALL HOOPS THEN TAPE A “THROW LINE” ON THE FLOOR. THIS LINE WILL SHOW THE KIDS WHERE TO STAND WHEN THEY TOSS THE BALL. IF YOU DON’T HAVE 2 SMALL BASKETBALL HOOPS OR BASKETBALLS, YOU CAN EASILY USE 2 BUCKETS AND BEANBAGS.

HOW TO PLAY:

- Divide everyone into two teams. Separate the groups as evenly as you can based on age and ability level.
- Then arrange each team in a straight line behind the “throw line” and hand one basketball to the first person on each team.)
- When you say, “go,” the first player from each team will attempt to throw their ball into the basket. If the player makes the basket, they earn a letter in the word “HELPING.”
 - For example, if team one gets their ball into the basket, they get the first letter (“H”) of “HELPING.” Team two does not get any letters if they do not make their throw.
- Once the first person from each team throws, they will run to the back of the line, and the next person must grab the basketball from where it was thrown, run to the “throw line,” and attempt to make the basket.
- Play until one team spells out the word, “HELPING.” Replay if time allows.

MODIFICATION: Instead of breaking into teams, make this game suitable for the whole group to work together. Time yourselves to see how long it takes to get all seven letters of the word, “H-E-L-P-I-N-G.”

TRANSITION: Say, "Which team was able to spell out 'Helping'? Great job! I am glad we already have our minds focusing on the word 'helping' because our story will focus on the Holy Spirit 'helping' us."

LEARN — 15 MINUTES

Say, "In this unit, we have talked about how **the Holy Spirit helps us be like Jesus**. But while Jesus was on Earth, the Holy Spirit did not live in anyone except Jesus—God's perfect Son. This means that no one else had the Holy Spirit living inside of them to help them. How sad! But God did not want it to stay like that. Today's story tells us about a special day that change everything. This day of Pentecost is the first day the Holy Spirit came to live inside people like you and me! God sent the Holy Spirit to us. Listen to what the day of Pentecost was like when the Holy Spirit came." Read Acts 2:1-4 (ICB).

¹ When the day of Pentecost came, they were all together in one place. ² Suddenly a noise came from heaven. It sounded like a strong wind blowing. This noise filled the whole house where they were sitting. ³ They saw something that looked like flames of fire. The flames were separated and stood over each person there. ⁴ They were all filled with the Holy Spirit, and they began to speak different languages. They Holy Spirit was giving them the power to speak these languages.

Say, "Pentecost was the day that changed everything! It was the day when the Holy Spirit came to those who love Jesus. He came to be with us and live in us forever. This is what God wanted.

"The Holy Spirit is called the Helper [John 14:26]. Jesus had help from the Holy Spirit every day when He lived on Earth, but His disciples did not. Jesus knew how special and important it is that WE [Jesus' followers] have the Holy Spirit, because **the Holy Spirit helps us be like Jesus**. So Jesus went to heaven and sent us the Holy Spirit. As the Holy Spirit was with Jesus, He is now with God's people [Acts 10:38]."

TRANSITION: Say, "What good news! **The Holy Spirit helps us be like Jesus.**"

DISCUSS — 10 MINUTES

Say, "Let's talk about the story a bit more."

1. Who helps us be like Jesus?

Response: **The Holy Spirit helps us be like Jesus.**

2. What is the name of the special day when God sent the Holy Spirit to His people?

Response: Pentecost. ("Pentecost" means 50th, and we celebrate it 50 days after Easter.)

3. Why do we need the Holy Spirit?

Response: We cannot be like Jesus without the Holy Spirit. The Holy Spirit helps us obey God, He helps us pray for sick people (and sometimes we see God do amazing things through those prayers), and He helps us be brave enough to tell others about Jesus.

4. What sign showed that the Holy Spirit had come to Jesus' followers?

Response: Flames of fire rested on each person when the Spirit filled them. The followers also began to speak in different languages.

5. How would you have felt if you had been there the day the Holy Spirit came to Jesus' disciples?

Response: Answers will vary.

6. Why do you think the fire didn't hurt the people?

Response: Answers will vary, but be sure to confirm that God's people didn't have to be afraid of this fire. It was from their God who loved them.

7. What do we learn about Jesus in this story?

Response: Jesus helps us through the Holy Spirit, Jesus sent the Holy Spirit to live in us, Jesus loves us, etc.

TRANSITION: Say, "The Holy Spirit helps us be like Jesus. Just remember, we need the Holy Spirit!"

RESPOND – 15 MINUTES

MATERIALS: | *Holy Spirit's Fire* Activity Page (1 per child) | Yellow, Orange, and Red Tissue Paper Squares (10 per child) | Glue Sticks | Crayons |

Say, "The Holy Spirit helps us be like Jesus. What image have we been using to represent the Holy Spirit? [Wait for responses.] Right! We've used a picture of a dove to represent the Holy Spirit [because the Spirit descended like a dove on Jesus at His baptism.] In today's story, God used fire as a sign of the Holy Spirit. The fire reminds us that the Holy Spirit fills God's people with power!"

INSTRUCTIONS:

- Give each person a *Holy Spirit's Fire* Activity Page, ten yellow, orange, and red tissue paper squares, a pencil, a glue stick, and crayons.
- The kids will color the entire *Holy Spirit's Fire* Activity Page and add faces to the people on the activity page.
- After coloring, the kids will put at least one piece of tissue paper over each person's head, symbolizing the fire of the Holy Spirit. To make the tissue paper look like fire, fold one corner and glue it over the person's head.

TRANSITION: Say, "Remember, the Holy Spirit helps us be like Jesus. That is why He came to live in us. I am so grateful for our great Helper."

MEMORIZE – 5 MINUTES

Say, "The Holy Spirit changes us to be like Jesus. We need the Holy Spirit's help. Now, let's practice our memory verse one last time."

"We all show the Lord's glory [make hand fireworks by your face], and we are being changed to be like him [twirl around]...And it comes from the Lord [point to heaven], who is the Spirit [bring both hand to your chest]."
2 Corinthians 3:18 (ICB) [hold your hands out like a book]

CHALLENGE: Have you ever wondered why it is easier to memorize the words to your favorite song than it is to learn one sentence of a Bible verse? That is because music helps us remember. Put the verse to your own music or a familiar tune (like "Twinkle, Twinkle Little Star") and see how that changes the memorization process. Stay away from inappropriate, popular songs.

REFLECT — 5 MINUTES

Say, "The Holy Spirit helps us obey God's Word, do miracles, and teach others about Jesus. He helps us just like He helped Jesus. We now can have the Holy Spirit—our greatest Helper—living inside of us because of Pentecost. That is why we celebrate this special day. Thank You, Lord! Let's thank Jesus together for sending His Holy Spirit."

SAMPLE PRAYER: *"God, we love You. Thank You for Your Holy Spirit. He is the greatest gift and our greatest Helper! Help us learn to become more like Your Son through the Holy Spirit in us. Amen."*

RELEASE — 5 MINUTES

With any remaining time, have your kids finish their crafts or replay the ENGAGE game. You could also extend your prayer time.



EVEN WITH THE YOUNGEST KIDS, YOU CAN HAVE A FRUITFUL AND EXTENDED PRAYER TIME!



The Holy Spirit fills me to
make me like Jesus

