


# SIMPLE CHURCH

GOD'S GOOD DESIGN



# SIMPLE CHURCH

## UNIT 6 - GOD'S GOOD DESIGN

**WRITER - TIFFANY CRISP**  
**MANAGING EDITOR - KRISTI CAIN**  
**EDITOR (PRE-K) - JENNIFER MCGHEE**  
**EDITOR - TIFFANY TRAINOR**  
**DESIGNER - EMMALEE BELL**



# SIMPLE CHURCH

## MONTHLY PREPARATION GUIDE

### UNIT 6 - Pre-K

This month's focus is on God's blueprint for His Church from Acts 2:42 - listening to teaching, fellowshiping, break bread, and praying. It is crucial for your kids to know that humans did not create "Church," God did! Help your kids discover more about God's design for His Church this month in the unit, *Simple Church*.

#### WEEK 1

**LESSON MATERIALS:** Puzzle Piece (one per class), *Mystery Plan* Activity Page (1 set per pair), Paper (1 per child), Pencils (1 per child), Blueprint or *Blueprints* Activity Pages (1 large poster per class), *Teaching* Activity Page (1 per class), Tape, *Scroll* Activity Page (1 per child), 8" Pieces of Yarn (1 per child), Crayons

#### WEEK 2

**LESSON MATERIALS:** Puzzle Piece (1 per class), Plastic Spoons (1 per child), Ping Pong Balls (1 per team), Blueprint or *Blueprints* Activity Pages (1 large poster per class), *Fellowship* Activity Page (1 per class), Tape, *Stay Together* Activity Page (1 per child), Crayons

#### WEEK 3

**LESSON MATERIALS:** Puzzle Piece (one per class), Plastic Cups (10 per team), Small Rubber or Plastic Balls (2 per team), Painter's Tape, Blueprint or *Blueprints* Activity Pages (1 large poster per class), *Communion* Activity Page (1 per class), *Breaking Bread* Activity Page (1 per child), *Church* Activity Page (1 per child), Velcro Circles (1 per child), Scissors, Crayons

#### WEEK 4

**LESSON MATERIALS:** Puzzle Piece (1 per class), Blank Paper (1 sheet per person), Bucket (1 per class), Crayons, Blueprint or *Blueprints* Activity Pages (1 large poster per class), *Prayer* Activity Page (1 per class), Tape, Color Cardstock (1 per child), White Paper (1 per child), Pipe Cleaners (1 per child), Hole Punch

# TEACHING OTHERS

## BIBLE PASSAGE

Acts 8:26-31, 35 (ICB)

## BIG IDEA

God has a plan for His Church.

## FOCUS VERSE

**“They devoted themselves to the apostles’ teaching and to fellowship, to the breaking of bread and to prayer.” Acts 2:42 (NIV)**

## LESSON MATERIALS

| Puzzle Piece | *Mystery Plan* Activity Page | Paper | Pencils | Blueprint or *Blueprints* Activity Page | *Teaching* Activity Page | Tape | *Scroll* Activity Page | 8” Pieces of Yarn | Crayons |

## GREET — 15 MINUTES

Connection questions to ask as the children arrive:

- What is something you do well? Could you teach someone how to do that?
- Have you ever been on a big trip? Where did you go?

## WORSHIP — 10 MINUTES

Sometimes, we can think that worship is for ourselves, but worship is not about us; it is about God!

## PRAY — 5 MINUTES

Conversation with the Most-High God is something we should never take for granted. Today, honor Him by kneeling in prayer.

**SAMPLE PRAYER:** *“Lord, thank You for letting us come to You. I am grateful we can talk to You at any time, and You always listen to us. Help us believe You love hearing our prayers! In Jesus’ name, Amen.”*

## REVIEW — 5 MINUTES

**MATERIALS:** | Puzzle Piece |

**BACKGROUND:** Say, *“Simple Church* is the name of our brand new unit! Because it is called *Simple Church*, we will be talking about four simple [or easy] things God plans for His Church. Before we begin, I want to talk about the word ‘church.’ If I asked you what the word ‘church’ means, what would you say? [Wait for responses.] A lot of times, we use the word ‘church’ to talk about a building. But in the Bible, the word ‘church’ is a *group of God’s people*. So, since we are God’s people, we—in this room—are God’s church!

Now, let's get started by talking about the first of four simple things God has planned for us—His Church!" Place the puzzle piece on the wall.

**TRANSITION:** Say, "Let's play a game to get our minds and bodies ready to hear our story."

## ENGAGE — 15 MINUTES

**MATERIALS:** | *Mystery Plan* Activity Page (1 set per class) | Paper (1 per child) | Pencils (1 per child) |

Say, "We are going to call today's game, *What's the Plan?* Has anyone ever made a plan? People usually make plans before they build something, right? We also make plans about what we are going to be when we grow up. We make plans with friends. We make plans all the time. Do you think you can listen to a plan I give you and then create something from it? I think you can! Let's play *What's the Plan?*"

**GAME GOAL:** To have each child follow the plan to draw a specific object as listed on the *Mystery Plan Cards*.



BEFORE CLASS, CUT THE *MYSTERY PLAN* ACTIVITY PAGE INTO 8 CARDS.

### HOW TO PLAY:

- Have the children sit at tables. Give everyone a piece of paper and a pencil.
- The teacher will read the *Mystery Plan* Card to the class (one step at a time). The kids will listen carefully and draw what is being described in the plan.
- When all the steps have been read from the *Mystery Plan* Cards, the kids will reveal their drawings to the class. The teacher will then show what the plan was supposed to create.
- Let the children enjoy seeing how their pictures compare to what the plans were describing.
- Repeat the steps above with all of the cards. Play as time allows.



CHILDREN THIS AGE OFTEN FIND MULTI-STEP DIRECTIONS DIFFICULT. TO GET AHEAD OF POTENTIAL CHALLENGES, STOP AFTER EACH STEP AND GIVE THE KIDS AN OPPORTUNITY TO RESPOND. IF YOU SEE A CHILD STRUGGLING THROUGH THIS ACTIVITY, PARTNER THEM WITH A FRIEND OR ADULT HELPER.

**TRANSITION:** Say, "How did you like playing *What's the Plan?* Thankfully, **God has a plan for His Church**, so we know exactly what to do. He makes it simple and easy for us. Let's read about God's first plan for His Church!"

## LEARN — 15 MINUTES

**MATERIALS:** | Blueprint or *Blueprints* Activity Pages (1 large poster per class) | *Teaching* Activity Page (1 per class) | Tape |



USE AN OLD BLUEPRINT FOR THIS UNIT IF YOU CAN. BEFORE CLASS, HANG IT ON THE WALL TO BE USED ALL MONTH. IF YOU ARE UNABLE TO SECURE AN OLD BLUEPRINT, USE THE *BLUEPRINT* ACTIVITY PAGE. PRINT SEVERAL COPIES AND TAPE THEM TOGETHER TO CREATE A LARGE BLUEPRINT-SIZED POSTER.

Say, "When God created the Church, He also provided a plan for how to run it. God's design is found in Acts 2:42 [NIV]. The first church 'devoted themselves to the apostles' *teaching* and to fellowship, to the breaking of bread and to prayer.' God's plan includes listening to *teaching* from believers! Let's see what we can learn as Philip teaches the Bible to an Ethiopian man." Read Acts 8:26-31, 35 (ICB).



EXPLAIN THAT ETHIOPIA IS A COUNTRY WHERE PEOPLE LIVE THAT IS FAR AWAY FROM US. THE PEOPLE WHO LIVE IN AMERICA ARE CALLED AMERICANS JUST LIKE PEOPLE WHO LIVE IN ETHIOPIA ARE CALLED ETHIOPIANS.

**<sup>26</sup> An angel of the Lord spoke to Philip. The angel said, "Get ready and go south. Go to the road that leads down to Gaza from Jerusalem-the desert road." <sup>27</sup> So Philip got ready and went. On the road he saw a man from Ethiopia, a eunuch. He was an important officer in the service of Candace, the queen of the Ethiopians. He was responsible for taking care of all her money. He had gone to Jerusalem to worship, and <sup>28</sup> now he was on his way home. He was sitting in his chariot and reading from the book of Isaiah, the prophet. <sup>29</sup> The (Holy) Spirit said to Philip, "Go to that chariot and stay near it."**

**<sup>30</sup> So Philip ran toward the chariot. He heard the man reading from Isaiah, the prophet. Philip asked, "Do you understand what you are reading?" <sup>31</sup> He answered, "How can I understand? I need someone to explain it to me!" Then he invited Philip to climb in and sit with him.**

**<sup>35</sup> Philip began to speak. He started with this same Scripture and told the man the Good News about Jesus.**

Say, "Aren't you glad God gives us such wonderful instructions on how to be the Church? That is because **God has a plan for His Church.**"

Ask, "Why did the Ethiopian man need Philip's help? [Wait for responses.] The man could not understand the Bible without someone explaining it to him. He needed Philip to teach him! God's plan is for us to listen to people, like Philip, who can teach us God's Word. This is how we get to know and love God. How can we love Him if no one tells us about Him? I am so glad **God has a plan for His Church.** He wants us to listen to His Word."



PLACE THE *TEACHING* ACTIVITY PAGE ON THE *BLUEPRINT*.

**TRANSITION:** Say, "It is true! **God has a plan for His church.** Let's make sure we are taking time to be taught the words of the Bible."

## **DISCUSS – 10 MINUTES**

Say, "Let's talk about the story a bit more."

1. **Finish my sentence: God has a plan for His \_\_\_\_\_.**

Response: **God has a plan for His Church.**

2. **What did the Holy Spirit tell Philip to do?**

Response: He told Philip to go and wait by the Ethiopian man's chariot. (You may need to explain what a chariot is.)

3. **With what did the Ethiopian man need help?**

Response: He needed help understanding the Bible.

4. **Why do we need someone to teach us about Jesus and God's Word?**

Response: Parts of the Bible can be hard to understand, even for adults. That is why we need good teachers who love God.

5. **Why do you think God gave His Church a plan of what to do?**

Response: Answers will vary, but point out that God loves His Church SO MUCH that He gave His people a plan for how to love Him and one another. God knows we need His wisdom, so He gave us the wonderful gift of His Word.

6. **What do we learn about God from this story?**

Response: **God has a plan for His church**, God wants His Church to teach His Word, God wants His Church to learn about Jesus, God loves His Church, etc.

**TRANSITION:** Say, "Do not forget, **God has a plan for His church**, and His special plan is for us to listen to other Christians teach about the Bible."

## RESPOND — 15 MINUTES

**MATERIALS:** | *Scroll* Activity Page (1 per child) | 8" Pieces of Yarn (1 per child) | Markers or Crayons |

Say, "Today's activity will help us remember that **God has a plan for His church**. Do you remember when Philip taught the man about the Bible? Well, we are going to make a scroll to help us remember today's story. Let me show you how to make it." (Explain that a scroll is a rolled-up paper that has a message on it. People used to make scrolls like we create books.)

### INSTRUCTIONS:

- Give each child a *Scroll* Activity Page, one piece of yarn, and markers or crayons.
- Have the kids color the page and explain what is happening in the picture to the person sitting next to them.
- When the kids finish coloring, they will roll their papers from both ends toward the middle, and tie the string around the middle.
- Explain that the scroll they created reminds us of the scroll Phillip may have used to teach the Ethiopian officer about Jesus. Have the kids use their scrolls to practice telling each other about Jesus.

**TRANSITION:** Say, "Great job! Remember, **God has a plan for His church**. Whenever we do not know God's plans for us—His Church—we can read the Bible for answers."

## MEMORIZE — 5 MINUTES

Say, "Our memory verse is a little longer than normal. The verse is from Acts 2:42, and it describes four parts of God's simple plan for His church. I am going to read the verse to you, and then we will say it together."

*"They devoted themselves [take a step forward with hands on hips] to the apostles' teaching [point to mouth] and to fellowship [lock arms with the person next to you], to the breaking of bread [pretend to break a piece of bread] and to prayer [show praying hands]." Acts 2:42 (NIV) (hold out hands like a book)*

**CHALLENGE:** Give the kids a chance to create their own actions for the memory verse.



WE ADD ACTIONS TO MAKE IT EASIER FOR KINESTHETIC STUDENTS TO REMEMBER THE WORDS OF OUR MEMORY VERSES, SO BE SURE TO TEACH THE BODY MOTIONS TOO!

## REFLECT — 5 MINUTES

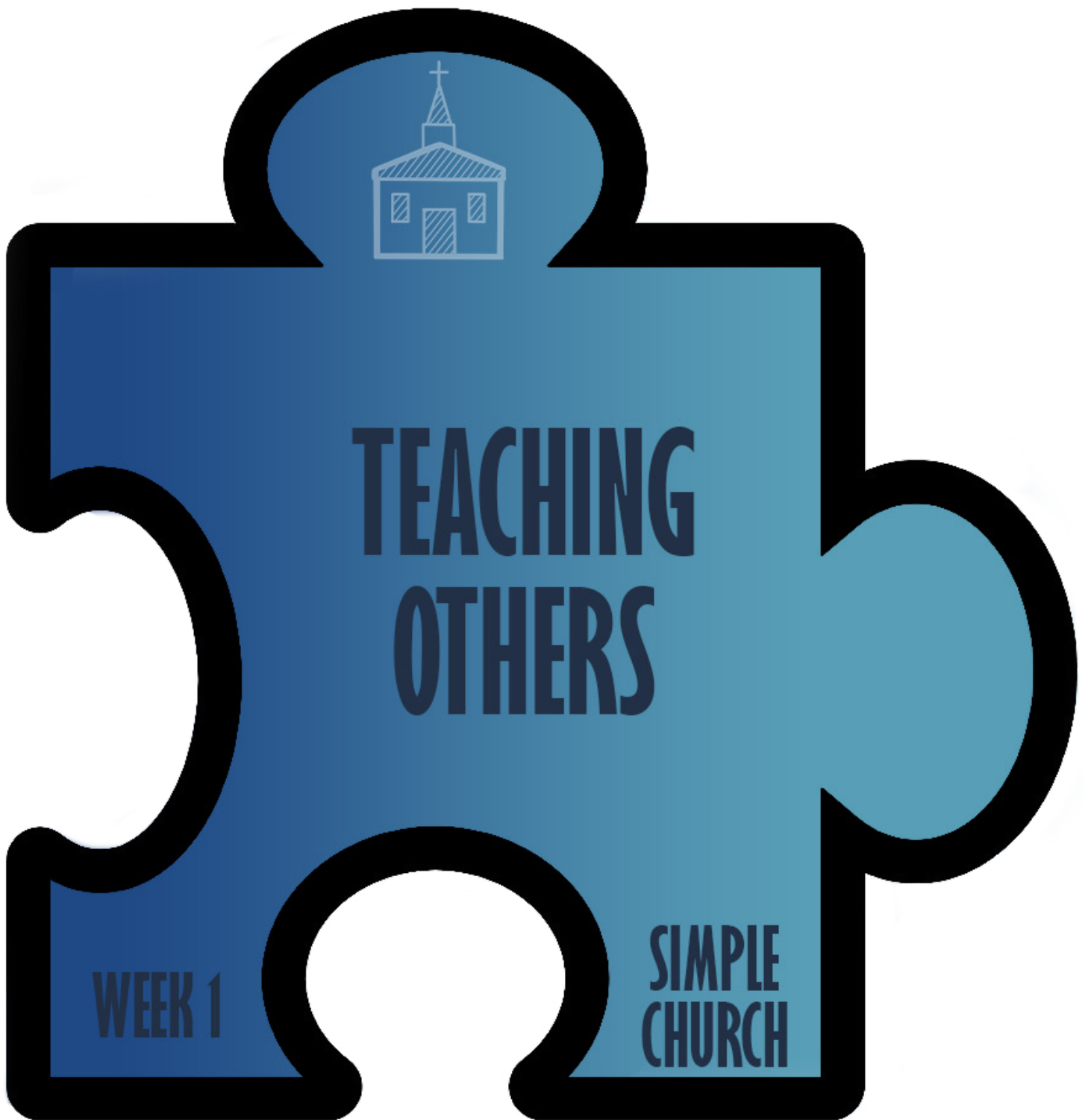
Say, "God's plan for the Church includes us listening to the teaching of the Bible. I am so glad **God has a plan for His church**—His special chosen people. Let's ask God to help us be as excited about understanding God's Word as the Ethiopian man was in today's story. One day God may use you to teach someone about Jesus! Isn't that incredible? Let's pray together now."

**SAMPLE PRAYER:** "God, thank You for giving Your Church a plan. Help us learn about the Bible and You. Give us good teachers, like Philip, who will help us. In Jesus' name, Amen."

## RELEASE — 5 MINUTES

If you have extra time, work on your crafts, retell the story, recite your memory verse again, etc. Be sure to hand out a parent guide to every parent/guardian that comes to pick up their child.







**Card 1:**

1. Draw a medium-sized circle on the bottom of the paper. 2. Draw another circle on top of the first circle. 3. Draw a small circle on top of the other two circles. 4. Draw three tiny circles in a line inside the second circle. 5. Draw two small circles, side-by-side, in the top circle. 6. Draw a sideways skinny triangle underneath the side-by-side circles.

*ANSWER: Snowman*

**Card 2:**

1. Draw a long skinny rectangle. 2. Draw a small square to one of the small ends of the rectangle. 3. On the other side of the rectangle, draw a triangle on the end.

*ANSWER: Pencil*

**Card 3:**

1. Draw a big circle in the middle of your page. 2. Draw a very small in the center of the big circle. 3. Draw one little line and one big line coming out from the middle of the small circle. 4. Around the edge of the big circle, draw little dash marks all the way around the outside edge of the circle.

*ANSWER: Clock*

**Card 4:**

1. Draw a circle with equal-sized bumps all around the outside of it. 2. Draw four tall, skinny rectangles out from the bottom of the bumpy circle. 3. Draw an oval connected to the right side of bumpy circle. 4. Inside the oval, draw two very small circles, side-by-side.

*ANSWER: Sheep*

**Card 5:**

1. Draw an "L" shape. 2. On the bottom of the "L," draw four equal-sized lines.

*ANSWER: Chair*

**Card 6:**

1. Draw a straight line pointing upwards. 2. Draw a small circle on the top of the line. 3. Draw five equal sized circles surrounding the small circle on top. 4. Draw two ovals diagonally, coming out of the bottom of the straight line.

*ANSWER: Flower*

**Card 7:**


1. Draw a large square. 2. Draw another large square (only slightly smaller) inside of the first big square. 3. Inside both squares, draw five vertical lines equal distance apart. 4. Then, draw five horizontal lines crossing the vertical lines (equally spaced apart).

*ANSWER: Window*

**Card 8:**

1. Draw two flat triangles right next to each other, touching at corners. 2. Draw a curved "U" shaped line connecting the far ends of both triangles together.

*ANSWER: Mouth/Lips*



# FELLOWSHIP WITH BELIEVERS

## BIBLE PASSAGE

Acts 2:44-47 (ICB)

## BIG IDEA

God has a plan for His Church.

## FOCUS VERSE

**“They devoted themselves to the apostles’ teaching and to fellowship, to the breaking of bread and to prayer.” Acts 2:42 (NIV)**

## LESSON MATERIALS

| Puzzle Piece | Plastic Spoons | Ping Pong Balls | Blueprint or *Blueprints* Activity Page | *Fellowship* Activity Page | Tape | *Stay Together* Activity Page | Crayons |

## GREET — 15 MINUTES

Connection questions to ask as the children arrive:

- Who is the person you get most excited about visiting you? (Friend, family member, visitors)
- What do you like to do with your friends?

## WORSHIP — 10 MINUTES

There is something special about coming together as a body of believers (a church) to sing to God. Read Colossians 3:15b-16 (ICB) as you begin to remind the children (and yourself) that we have been called as a people to worship Christ: “... You were all called together in one body to have peace. Always be thankful. Let the teaching of Christ live in you richly. Use all wisdom to teach and strengthen each other. Sing psalms, hymns, and spiritual songs with thankfulness in your hearts to God.”

## PRAY — 5 MINUTES

Start the lesson by praying that your kids will learn new truths about God today.

**SAMPLE PRAYER:** *“God, we want to learn about You, and we are here for You. We come to church for You! We want to worship You with Your people! Give us hearts that love to worship You every day. Amen.”*

## REVIEW — 5 MINUTES

**MATERIALS:** | Puzzle Piece |

**BACKGROUND:** Say, “Who remembers what we are learning about this month? [Wait for responses.] Yes! We are learning about God’s plan for His Church. Last week, we talked about how we—the Church—need

to hear other Christians teach the Bible. Remember, we need help understanding God's Word. **God has a plan for His Church**, and this week we will be talking about God's plan for His Church to be together in fellowship [or friendship]." Place this week's puzzle piece on the wall.

**TRANSITION:** Say, "You know what time it is. It is game time!"

## ENGAGE — 15 MINUTES

**MATERIALS:** | Plastic Spoons (1 per child) | Ping Pong Balls (1 per team) |

Say, "For our game, each person is going to get a plastic spoon and you're going to work together as a team to get the ping pong ball passed to each team member without dropping it. We are calling this game, *Pass the Ping Pong Ball*. You are going to have to work together. Are you ready?"

**GAME GOAL:** To work together to pass the ping pong ball from one group member to another without dropping it.

### HOW TO PLAY:

- Divide the class into teams of four. (If you have a small class play the game as one whole group.)
- Give each team plastic spoons (one per child) and one ping pong ball.
- When you say "go," the first child on each team will put the ball on their spoon and quickly (and carefully) pass the ball around the circle using only the spoons.
- The team whose ping pong ball makes it around the entire circle without falling wins.



IF YOU HAVE CHILDREN WHO DO NOT WANT TO PLAY, HAVE THEM CHEER FOR THE TEAMS OR BE A HELPER BY PICKING UP THE BALLS WHEN THEY FALL.

**MODIFICATION:** You can make the game more difficult by only allowing the children to hold the spoons with their left hands or by challenging the teams to see how many times they can pass the ping pong ball (without dropping it) around the circle in three minutes. To make the game easier use bigger spoons and model how you would pass the ping pong ball.

**TRANSITION:** Say, "How did you like *Pass the Ping Pong Ball*? We played this game because our story is about working together. Let's find out how working together in fellowship and friendship is part of God's plan for His Church—us!"

## LEARN — 15 MINUTES

**MATERIALS:** | Blueprint or *Blueprints* Activity Pages (1 large poster per class) | *Fellowship* Activity Page (1 per class) | Tape |

Say, "**God has a plan for His church**. Last week, we learned that God's plan for His Church includes Christians learning about the Bible from good teachers. Now, we are going to see that God also wants His people to become friends! The Bible says that the first church spent lots of time together. They were in fellowship [or relationship] with one another [Acts 2:42]. Remember, **God has a plan for His Church**. Let's read about this special plan of being together." Read Acts 2:44-47 (ICB).

**<sup>44</sup> All the believers stayed together. They shared everything. <sup>45</sup>They sold their land and the things they owned. Then they divided the money and gave it to those people who needed it. <sup>46</sup> The believers met together in the Temple every day. They all had the same purpose. They broke bread in their homes, happy to share their food with joyful hearts. <sup>47</sup> They praised God, and all the people liked them. More and more people were being saved every day; the Lord was adding those people to the group of believers.**

Say, "In the verse we just read, we see that **God has a plan for His Church**. God wants His Church to fellowship, spend time and build relationships with one another. He wants us to be friends.

"What did the story say about how God's people lived? [Wait for responses.] All of the believers stayed together! The story also said that they shared everything. God's people were in fellowship. That means they were close friends. God knows we need each other! As Christians, we are a family—God's family—and being together is part of the Lord's plan for the church. It is exciting: **God has a plan for His Church.**"



TAPE THE *FELLOWSHIP* ACTIVITY PAGE TO THE *BLUEPRINT* POSTED ON THE WALL IN WEEK 1 OF THIS UNIT.

**TRANSITION:** Say, "We need friends who love Jesus! This is part of God's plan. We were created to be a Church that fellowships together. Remember, **God has a plan for His Church**, a good, good plan."

## DISCUSS — 10 MINUTES

Say, "Let's talk about our lesson to make sure we understand it."

**1. Finish my sentence: God has a plan for His \_\_\_\_\_.**

Response: **God has a plan for His Church.**

**2. Why do you think God wants His people, His Church, to spend time together?**

Response: God knows we need one another. We can love and help each other when we spend time together.

**3. Why is it important to share what we have with our friends?**

Response: Answers will vary.

**4. How can you be part of God's plan for His church?**

Response: Answers will vary.

**5. What do we learn about God in this teaching?**

Response: **God has a plan for His Church**, God made us for fellowship and friendship, God loves His Church, God knows we need each other, etc.

**TRANSITION:** Say, "**God has a plan for His Church**, and His plan includes fellowship!"

## RESPOND — 15 MINUTES

**MATERIALS:** | *Stay Together* Activity Page (1 per child) | Crayons |

Say, "Today's activity will help us remember that God wants His people to be close friends. Like His first church, God wants us to spend time together. Let's make a craft to help us remember to stay together."

### INSTRUCTIONS:

- Give each child a *Stay Together* Activity Page and markers or crayons.
- The kids will color the *Stay Together* Activity Page.
- Once it is colored, fold the page on the dotted lines. When you fold it, it should look like the people are staying together. When it is unfolded, it should look like the people are far apart. Remind the kids that God wants us to stay together.

**TRANSITION:** Say, "God's plan is for Christians to be together in fellowship! Remember, **God has a plan for His Church.**"

### MEMORIZE — 5 MINUTES

Say, "This month's memory verse talks about four things God wants for His Church—for us! We have already talked about two of them this month: learning from the teachers and fellowship. Let's practice the verse together. Repeat it after me."

*"They devoted themselves [take a step forward with hands on hips] to the apostles' teaching [point to mouth] and to fellowship [lock arms with the person next to you], to the breaking of bread [pretend to break a piece of bread] and to prayer [show praying hands]."* Acts 2:42 (NIV) (hold out hands like a book)

**CHALLENGE:** Connect the verse to each week's theme by singling out the portion of Scripture your class learned about in today's lesson: fellowship.

### REFLECT — 5 MINUTES


Say, "**God has a plan for His Church**—for us! So far, we have heard that God's plan is that His people will learn about the Bible and spend time together. Let's pray that God will help us do our part to be like the church in Acts. Let's tell God how much we love His plans."

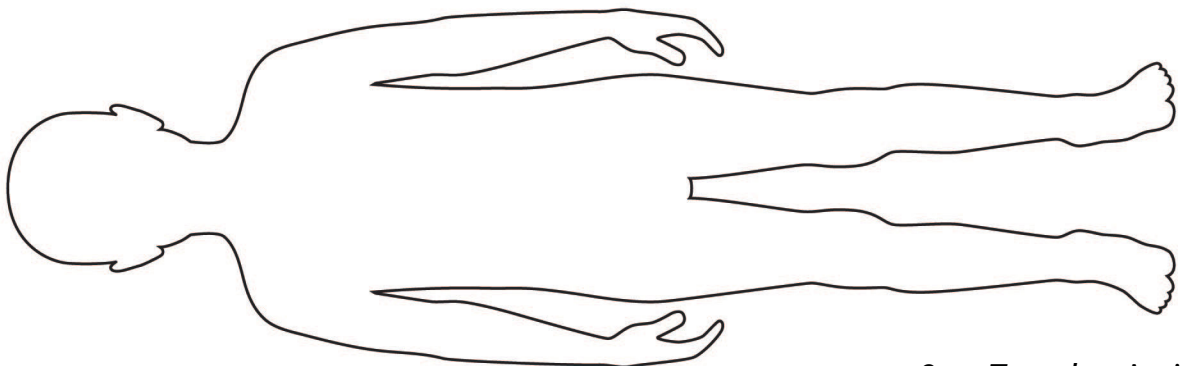
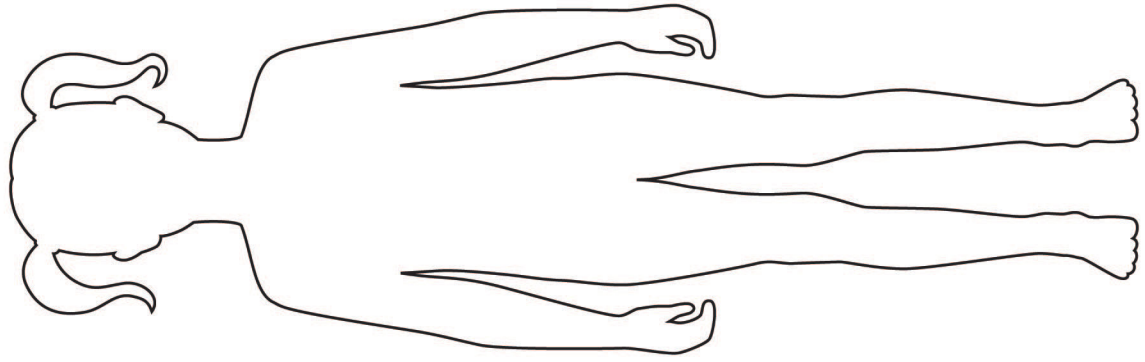
**SAMPLE PRAYER:** "God, we love Your plans for us, and we want to follow Your directions. Help us love people and love being together. Thank You for telling us about Your first Church. In Jesus' name, Amen."

### RELEASE — 5 MINUTES

With the remaining time, work on building relationships with the kids. You can go back to the GREET section and ask those questions again, or you can check out our free resource, "Questions to Get Kids Talking," at <https://iphc.org/discipleship/printable-resources/>.









# COMMUNION WITH BELIEVERS

## BIG IDEA

God has a plan for His Church.

## FOCUS VERSE

**“They devoted themselves to the apostles’ teaching and to fellowship, to the breaking of bread and to prayer.” Acts 2:42 (NIV)**

## LESSON MATERIALS

| Puzzle Piece | Plastic Cups | Small Rubber or Plastic Balls | Painter’s Tape | Blueprint or Blueprints Activity Page | Communion Activity Page | Breaking Bread Activity Page | Church Activity Page | Velcro Circles | Scissors | Crayons |

## GREET — 15 MINUTES

Connection questions to ask as the children arrive:

- If you could eat dinner with anyone in the world, who would it be and why?
- What is your favorite meal (or food)?

## WORSHIP — 10 MINUTES

Say, “When we worship, sometimes it is hard to pay attention, isn’t it? What things keep you from focusing on God when we sing? [Share something that distracts you too.] Let’s help one another worship by giving God all of our attention!”

## PRAY — 5 MINUTES

You may be the only one your kids EVER see praying. Be sure you model how vital prayer is to your relationship with God.

**SAMPLE PRAYER:** *“Jesus, we need You. We need You every single day for every single breath. Help us to remember how much we need You. Thank You, Jesus. Amen!”*

## REVIEW — 5 MINUTES

**MATERIALS:** | Puzzle Piece |

**BACKGROUND:** Say, “Today, we will keep talking about God’s plan for us in our unit, *Simple Church*. So far, we have learned that God wants us to learn and understand His Word and spend time with other Christians. It is true—**God has a plan for His Church**, and we get to hear about another one of His plans today. Who would like to put up this puzzle piece?”

**TRANSITION:** Say, “Let’s start with a game.”



WE PLAY GAMES TO HELP OUR KIDS START TO THINK ABOUT WHAT THEY WILL BE LEARNING IN GOD'S WORD. THIS STRATEGY CREATES GREATER STORY RETENTION WHILE ALSO ENGAGING KINESTHETIC LEARNERS.

## ENGAGE — 15 MINUTES

**MATERIALS:** | Plastic Cups (10 per team) | Small Rubber or Plastic Balls (2 per team) | Painter's Tape |

Say, "Today, we will be playing a team game! Are you ready to know what this game is called? It is called *Break it Down*. I can't wait to see which team wins!

**GAME GOAL:** To see which team can "break down" their tower the most amount of times.



BEFORE CLASS, DESIGNATE AN AREA FOR EACH TEAM TO BUILD THEIR TOWERS. USING THE PAINTER'S TAPE, MARK A STARTING POINT ON THE FLOOR ABOUT 15 FEET FROM THE TOWER BUILDING AREAS.

### HOW TO PLAY:

- Split everyone into teams of four or five kids. (Try to balance each teams' ability levels.)
- Have the teams form lines behind their designated starting point. Give each team ten plastic cups and two balls.
- First, have someone from each team build a tower by stacking their plastic cups in rows (four on the bottom row, three on the second row, two on the third row, and one on the top row) in their designated tower building area.
- When you say, "go," each team's first player will throw the two balls at the tower from their starting point to try and "break it down." If the player knocks the cups down, that team gets one point.
- The person who threw the balls collects the balls and sets the cups up again. If they miss, the thrower collects the balls and gives them to the next person in line. No points are given when the cups are not knocked down.
- The game is over when every person from each team has had a chance to break the tower down. Replay if time allows.

**MODIFICATION:** If this game is too hard, move the cups closer to the designated throwing line. Additionally, if you have a small class, modify the game to create smaller teams.

**TRANSITION:** Say, "Did your team knock down the tower? Well, there is a reason we played *Break it Down* and broke our cup tower. Our story is also about breaking something, but it is not a cup tower. Let's find out what God wants His Church to break."

## LEARN — 15 MINUTES

**MATERIALS:** | Blueprint or *Blueprints* Activity Pages (1 large poster per class) | *Communion* Activity Page (1 per class) | Painter's Tape |

Say, "Do you remember how we have been learning about God's plan for His Church? Well, this week, we are learning that God wants His Church to 'break bread.' Let's reread our verse of the month, Acts 2:42 [NIV]. It says, 'they devoted themselves to the apostles' teaching and to fellowship, to the breaking of bread and to prayer.' Did you hear it? 'Breaking bread' are words the Bible uses for Communion."



REMIND THE CHILDREN WHAT COMMUNION IS. DESCRIBE HOW YOUR CHURCH TAKES COMMUNION. ALSO, REMIND THEM THAT WHEN WE TAKE COMMUNION, THE BREAD REPRESENTS CHRIST'S BODY, AND THE JUICE REPRESENTS HIS BLOOD.

Let's read about when Paul reminded the Early Church in the city of Corinth about the importance of breaking bread together." Read 1 Corinthians 11:23-26 (ICB).

**<sup>23</sup> The teaching that I gave you is the same teaching that I received from the Lord: On the night when Jesus was handed over to be killed, he took bread <sup>24</sup> and gave thanks for it. Then he broke the bread and said, "This is my body; it is [broken] for you. Do this to remember me." <sup>25</sup> In the same way, after they ate, Jesus took the cup. He said, "This cup shows the new agreement from God to his people. This new agreement begins with the blood of my death. When you drink this, do it to remember me." <sup>26</sup> Every time you eat this bread and drink this cup, you show others about the Lord's death until he comes.**

Say, "**God has a plan for His Church.** God wants us to break bread together until He returns to earth.

"But why was breaking bread such an important part of God's plan for His Church? And why was it important for the Church to break bread in this specific way? [Wait for responses.] You see, Jesus established the practice of Communion [or 'breaking bread'] on the night before He died. One of the last things Jesus did with His disciples was serve them the bread and the cup to symbolize the sacrifice He was about to make of His body and blood. Then, Jesus commanded the Church to continue this practice in remembrance of His death for us [Luke 22:19]. This is why we take Communion today.



TAPE THE *BREAKING BREAD* ACTIVITY PAGE TO THE *BLUEPRINT* POSTED ON THE WALL IN WEEK 1 OF THIS UNIT.

**TRANSITION:** Say, "Can you see now that the believers' breaking bread together [Communion] is a part of God's plan for His Church?"

## DISCUSS — 10 MINUTES

Say, "Let's talk about our lesson to make sure we understand it."

**1. Finish my sentence: God has a plan for His \_\_\_\_\_.**

Response: **God has a plan for His Church.**

**2. Why do we "break bread" as a church?**

Response: When we take Communion (or break bread), we follow God's plan for His Church. God wants us to remember that Jesus died on the Cross for us. Eating the bread and drinking the cup reminds us of Jesus' body and blood.

**3. Why did God need to give His Church a plan? Why does He not just let us figure it out?**

Response: Answers will vary.

**4. Why do you think it is important for God's people to take Communion?**

Response: Answers will vary, but mention that it helps us remember the sacrifice and death of Jesus.

**5. What do we learn about God in this teaching?**

Response: **God has a plan for His Church**, God's plan is that Christians take Communion together, God loves His Church, God knows we need to be reminded of Jesus' death on the Cross, etc.

**TRANSITION:** Say, "**God has a plan for His Church**, and His plan includes 'breaking bread' with other believers!"

**RESPOND – 15 MINUTES**

**MATERIALS:** | *Breaking Bread* Activity Page (1 per child) | *Church* Activity Page (1 per child) | Velcro Circles (1 per child) | Scissors | Crayons |



WE SUGGEST THAT YOU PRINT THE *BREAKING BREAD* ACTIVITY PAGE ON CARD STOCK BEFORE CLASS. CARD STOCK WILL BE A LITTLE STURDIER AND STRONGER WHEN KIDS "BREAK THE BREAD."

Say, "Today's activity will help us remember that God's plan for His Church includes us breaking bread [or taking Communion]. Let's break bread for our craft today!"

**INSTRUCTIONS:**

- Give each child a *Breaking Bread* Activity Page, a *Church* Activity Page, a pair of scissors, and crayons.
- While the kids are coloring the *Breaking Bread* Activity Page and *Church* Activity Page, explain that this act of remembering Christ's death is part of God's design for His church.
- Then have the kids cut out the bread from their *Breaking Bread* Activity Page leaving them with two halves of the bread.
- Once they have both halves cut out, instruct the kids to overlap the halves in the middle one inch.
- Then give each child a Velcro circle. Show the kids how to place the Velcro circles on the backside of one half and the front side of the other half so that the two pieces of bread can be connected with the Velcro.
- Show the kids how to "break the bread" by pulling the Velcroed pieces apart. And then show them how to put the bread back together.
- Have the kids practice "breaking bread" with their craft.

**TRANSITION:** Say, "Tell your neighbor about what your craft means. Do you think you will be able to remember that **God has a plan for His Church**? I know that I will remember that God's plan for His Church includes breaking bread with other Christians."

## MEMORIZE — 5 MINUTES

Say, “God created the Church and has given us a plan to follow. As His children, we follow His plans because He is our Father, and all of His plans are good. **God has a [good, good] plan for His Church!**”

*“They devoted themselves [take a step forward with hands on hips] to the apostles’ teaching [point to mouth] and to fellowship [lock arms with the person next to you], to the breaking of bread [pretend to break a piece of bread] and to prayer [show praying hands].” Acts 2:42 (NIV) (hold out hands like a book)*

**CHALLENGE:** Say the verse together, leaving out a word each time. When the kids have mastered filling in one word, leave out phrases or pairs of words to further challenge them.

## REFLECT — 5 MINUTES


Say, “**God has a plan for His Church**—for us! We learned that breaking bread [or taking Communion] is part of God’s special design for His Church, and each of us is part of His Church. When you get older, if you are a Christian, you will be able to ‘break bread’ too! Your parents [or guardians] and the church leaders will know when you are ready to ‘break bread’ with other Christians in the Church. Now, let’s thank God for His good, good plan.”


**SAMPLE PRAYER:** *“God, thank You for Your Son, Jesus! Thank You for Your plan. You always know what is best for us—Your Church. We know how much You love us. We are so grateful! Thank You, God. Amen.”*


## RELEASE — 5 MINUTES

Sometimes, kids have questions about the lesson, but they are not sure when to ask them. Make time at the end of today’s lesson for your class to ask questions and wonder about the story. Answer their questions to the best of your ability (and with the help of the Holy Spirit), but also be willing to say, “I don’t know, but I’ll find out.” Then, do some research or ask your pastor, so you have the answer the next time you meet.











# PRAYING FOR OTHERS

## BIBLE PASSAGE

Acts 12:1-12, 16 (ICB)

## BIG IDEA

God has a plan for His Church.

## FOCUS VERSE

**“They devoted themselves to the apostles’ teaching and to fellowship, to the breaking of bread and to prayer.” Acts 2:42 (NIV)**

## LESSON MATERIALS

| Puzzle Piece | Blank Paper | Bucket | Blueprint or *Blueprints* Activity Page | *Prayer* Activity Page | Tape | Color Card Stock | White Paper | Pipe Cleaner | Hole Punch |

## GREET — 15 MINUTES

Connection questions to ask as the children arrive:

- Who do you ask for help when you need it?
- What is your favorite thing about church or school?

## WORSHIP — 10 MINUTES

This week, teach your kids to worship with their hands! Do this by searching for worship songs on YouTube that have sign language. Two great options are:

1. “I’ve Got the Joy” from *We Play Along*:  
<https://www.youtube.com/watch?v=4ILA-BSuO5w>
2. “Jesus Loves Me” from *We Play Along*:  
<https://www.youtube.com/watch?v=IJxrBmX8pGA>

## PRAY — 5 MINUTES

Pray, believing that God, our greatest Friend, is listening.



PRAYER IS THE WAY WE HAVE A RELATIONSHIP WITH GOD. ASK THE KIDS TO SHARE ABOUT WHAT MAKES A FRIEND. THEN, HELP THEM SEE THAT WHEN WE TALK TO GOD (THROUGH PRAYER), WE BECOME BETTER FRIENDS WITH GOD.

**SAMPLE PRAYER:** “God, You are so great! Thank You for listening to us when we pray. We could not have asked for a better God than You. Thank You! In Jesus’ name, Amen.”

## REVIEW — 5 MINUTES

**MATERIALS:** | Puzzle Piece |

**BACKGROUND:** Say, “For the past few weeks, we have talked about God’s plan for His Church. Who remembers some of the things God wants His Church to do? [Wait for responses.] First, we heard that we are to learn about the Bible from our teachers. Next, God wants His people to stay in close fellowship with other believers. Then, in last week’s lesson, we heard that God wants His people to ‘break bread’ [or take Communion] to remember Jesus’ death and sacrifice. Let’s find out what the final simple plan for God’s Church is.” Put up this week’s puzzle piece.

**TRANSITION:** Say, “I have a fun game for us to play. Who is ready?”

## ENGAGE — 15 MINUTES

**MATERIALS:** | Blank Paper (1 sheet per person) | Bucket (1 per class) | Crayons |

Say, “Let’s play a game I like to call *Paper Prayer Basketball!* Raise your hand if you know how to play basketball. If you have played basketball before, you will know how to play this game!”

**GAME GOAL:** To write or draw a prayer on paper and see if you can toss the paper prayer ball into the basket.

### HOW TO PLAY:

- Give everyone a sheet of paper and crayons, and have the children write or draw prayers to God. (The prayers can be short and simple. The kids can draw a picture of the person or thing they are praying for too.)
- While the prayers are being created, set up an empty bucket in the middle of the room.
- After the children have finished their prayers, have everyone crumble their papers into balls and stand a few feet away from the bucket.
- When you say “go,” everyone will throw their paper ball prayer, attempting to get it in the bucket. If they miss, they should pick up their prayer ball and continue tossing until they make it into the bucket.
- Next, pull three or four prayers out of the bucket and pray for them as a class.
- Replay as time and interest allow.



IF YOU CAN’T MAKE SENSE OF WHAT IS ON THE PAPER, IT IS OKAY TO ASK A CHILD TO DESCRIBE THEIR PRAYER. A GOOD WAY TO WORD THIS QUESTION IS, “WHOSE PRAYER IS THIS? AWESOME! WOULD YOU TELL US ABOUT YOUR PRAYER?”

**TRANSITION:** Say, “What a fun game of *Paper Prayer Basketball!* Did you enjoy today’s game? Great! Well, we wrote and drew prayers because prayer is part of God’s simple plan for His Church.”

## LEARN — 15 MINUTES

**MATERIALS:** | Blueprint or *Blueprints* Activity Pages (1 large poster per class) | *Prayer* Activity Page (1 per class) | Tape |

Say, "Let's reread our verse, Acts 2:42 [NIV], about God's plan for His Church. It says, 'they devoted themselves to the apostles' teaching and to fellowship, to the breaking of bread and to prayer.' Did you hear the word 'prayer' mentioned at the end of the verse? God wants us to devote ourselves to prayer! Let's see what happens when God's church prays together." Read Acts 12:1-5 (ICB).

**During that same time King Herod began to do terrible things to some who belonged to the church. 2 He ordered James, the brother of John, to be killed by the sword. 3 Herod saw that the Jews liked this, so he decided to arrest Peter, too. (This happened during the time of the Feast of Unleavened Bread.) 4 After Herod arrested Peter, he put him in jail and handed him over to be guarded by 16 soldiers. Herod planned to bring Peter before the people for trial after the Passover Feast. 5 So Peter was kept in jail. But the church kept on praying to God for him.**

Say, "Here we see that King Herod was a wicked king who did terrible things to God's people—His Church. He even threw Peter in jail for being a Christian! However, the church prayed. Let's see what happened next. Are you ready?" Read Acts 12:6-12, 16 (ICB).

**6 The night before Herod was to bring him to trial, Peter was sleeping. He was between two soldiers, bound with two chains. Other soldiers were guarding the door of the jail. 7 Suddenly, an angel of the Lord stood there. A light shined in the room. The angel touched Peter on the side and woke him up. The angel said, "Hurry! Get up!" And the chains fell off Peter's hands. 8 The angel said to him, "Get dressed and put on your sandals." And so Peter did this. Then the angel said, "Put on your coat and follow me." 9 So the angel went out, and Peter followed him. Peter did not know if what the angel was doing was real. He thought he might be seeing a vision. 10 They went past the first and the second guard. They came to the iron gate that separated them from the city. The gate opened itself for them. They went through the gate and walked down a street. And the angel suddenly left him.**

**11 Then Peter realized what had happened. He thought, "Now I know that the Lord really sent his angel to me. He rescued me from Herod and from all the things the Jewish people thought would happen." 12 When he realized this, he went to the home of Mary...**

**16 Peter continued to knock. When they opened the door, they saw him and were amazed.**

Say, "Wow! God did an amazing thing for Peter because the church prayed! This shows us that **God has a plan for His Church**, and a crucial part of His plan is prayer."

Ask, "How did prayer change things for Peter? [Wait for responses.] The church prayed, and when they did, God sent an angel to Peter and freed Him from jail. Prayer is powerful! It is no wonder that **God has a plan for His Church** that includes prayer. God has called us, His church today, to pray together and for one another as well. I don't know about you, but this story encourages me to pray for others. I can't wait to see what God does next!"



TAPE THE *PRAYER* ACTIVITY PAGE TO THE *BLUEPRINT* POSTED ON THE WALL IN WEEK 1 OF THIS UNIT.

**TRANSITION:** Say, "Can you see that God's plan is prayer? **God has a plan for His Church.**"

## DISCUSS — 10 MINUTES

Say, "Let's talk about our lesson to make sure we understand it."

**1. Finish my sentence: God has a plan for His \_\_\_\_\_.**

Response: **God has a plan for His Church.**

**2. Why do you think prayer is one of God's plans?**

Response: Answers will vary.

**3. Why did the church pray for Peter?**

Response: Peter was in jail, and His church family wanted him to be safe and get out.

**4. What is your favorite part of this story?**

Response: Answers will vary.

**5. Is prayer hard or easy for you?**

Response: Answers will vary.

**6. Is there someone you would like for us to pray for today? If so, who?**

Response: Answers will vary. However, be sure to stop and pray for the requests the children share.

**7. When do we learn about God in this teaching?**

Response: **God has a plan for His Church**, God answers prayers, God wants us to pray, God wants His people (the Church) to pray together, etc.

**TRANSITION:** Say, "God's perfect plan for His Church includes prayer! Isn't it amazing what happened when the church prayed for Peter?"

## RESPOND — 15 MINUTES

**MATERIALS:** | Color Card Stock (1 per child) | White Paper (1 per child) | Pipe Cleaners (1 per child) | Hole Punch | Markers or Crayons |



BEFORE CLASS, CUT THE WHITE PIECES OF PAPER INTO 6 SQUARES. MAKE SURE EACH CHILD HAS AT LEAST 6 SQUARES.

Say, "Today's craft will help us remember that God wants His people [the Church] to pray! We're going to create journals you can use to record your prayers and observe how God answers you. Do not forget, **God has a plan for His Church—prayer!**"

## INSTRUCTIONS:

- Give each child one piece of card stock, 6 squares and a pipe cleaner.



- Help the children trace their right and left hands onto the card stock. Then instruct them to cut the hands out.
- Instruct the kids to write a prayer request on one of the squares then stack the other blank squares behind it.
- Have the children place their paper hands on the top and bottom of the stack of squares. This should make it look like they're holding the squares between their paper hands.
- Help kids punch a hole in the bottom corner of the stack of papers. Then have them pull the pipe cleaner through the hole and then twist the pipe cleaner to secure the papers.
- Explain that this is their prayer journal. They are to write their prayer requests on one side of the squares and record how God answered those prayers on the other side of the squares.
- If time allows, have the kids color and decorate their prayer journals. Be sure to tell them that they can add more pieces of paper later on if they'd like.

**TRANSITION:** Say, "I hope you will use your Prayer Journal. Writing prayers down is a great way to remember what you have asked of God. I want you to know that He hears every word you say, even if it does not feel like it."

## MEMORIZE — 5 MINUTES

Say, "**God has a plan for His Church!** Do you believe that? Our verse—the verse we have been learning all month—tells us about those plans. Let's practice our verse once more."

*"They devoted themselves [take a step forward with hands on hips] to the apostles' teaching [point to mouth] and to fellowship [lock arms with the person next to you], to the breaking of bread [pretend to break a piece of bread] and to prayer [show praying hands]." Acts 2:42 (NIV) (hold out hands like a book)*

**CHALLENGE:** To make the verse "stick," have the kids share what each of the four "plans" means to them.

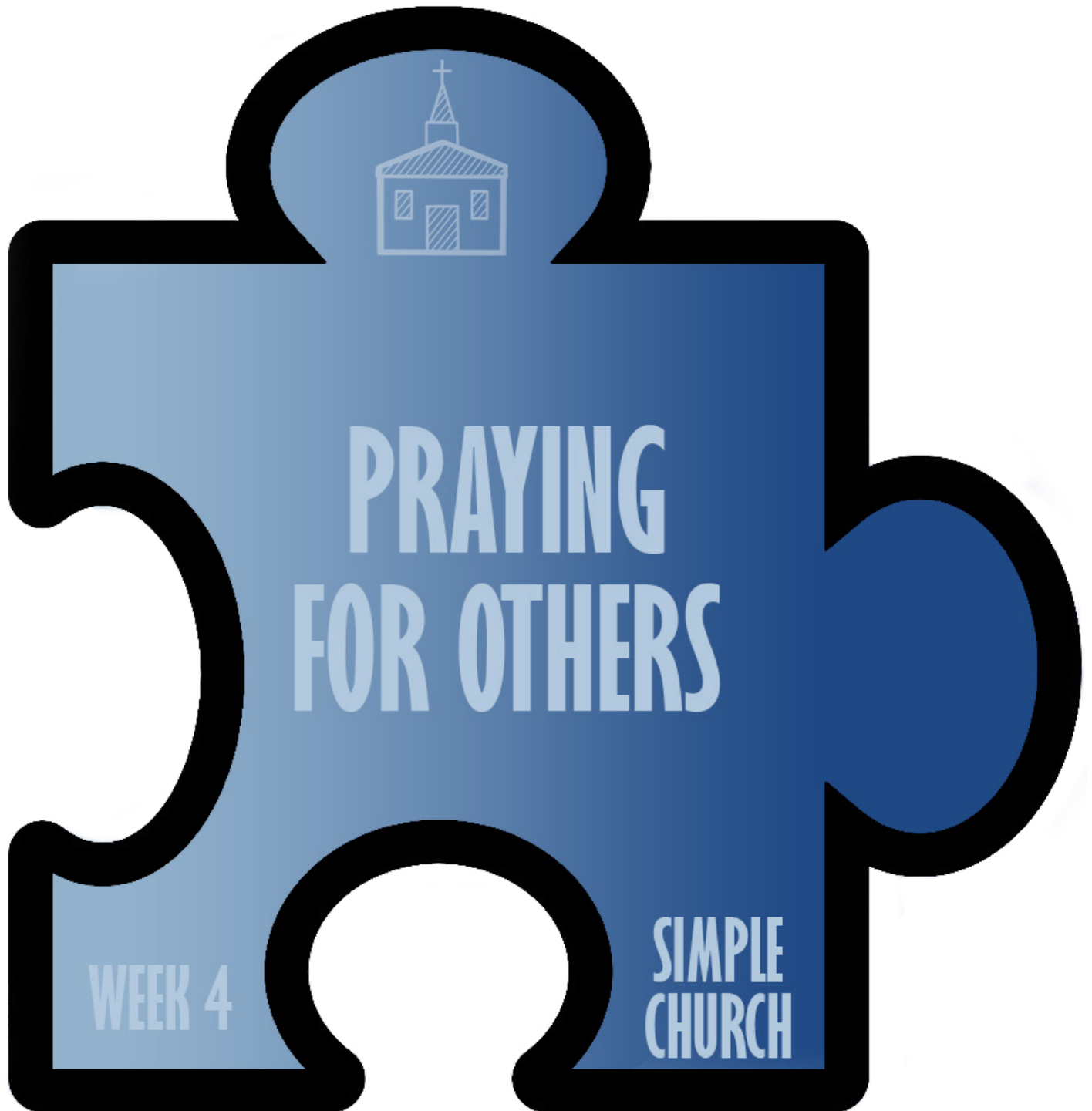
## REFLECT — 5 MINUTES

Say, "**God has a plan for His Church**—for us! Let's not forget the four simple plans for His Church: 1. Learn the Bible, 2. Spend time with other Christians, 3. 'Break bread' to remember Jesus, 4. Pray. All four of these things are important. He even gave us His Holy Spirit to help us follow His plans. Remember, **God has a plan for His Church**, and it is a good, good plan!"

**SAMPLE PRAYER:** "We love You, God! Thank You for Your good plan. We want to be a church that loves and obeys You. Thank You, God. Amen."

## RELEASE — 5 MINUTES

Stay engaged with the children through the dismissal. Every moment is valuable. God can use you to change these children's lives for His glory. Often it is in the unexpected moments and conversations that He uses us the most. Thank you for serving!





Page 1 Matthew 10: 1-10

...and he gave, and they went. Come, for I have sent you out as sheep in the midst of wolves. He said to them, 'Whoever does not want to lose his life will save it, but whoever loses his life will lose it. Whoever loves his father or mother more than me is not worthy of me. Whoever does not take up his cross and follow me is not worthy of me. Whoever has ears to hear, let them hear.'

Matthew 10: 1-10  
...and the woman was healed from that hour. And Jesus departed the synagogue and went into their synagogue. He said to them, 'I have found you as sheep without a shepherd. So I have sent you to preach and to bring the good news to all creation. But do not wear sandals or a tunic, and do not carry a staff, for you are worthier than prophets. And wherever you go, say, 'The Kingdom of Heaven is near.'