

# GIVING

WE GIVE BECAUSE WE LOVE JESUS



# GIVING: TITHES AND OFFERINGS

## BIBLE PASSAGE

Mark 12:41-44 (ICB)

## BIG IDEA

We give because we love Jesus.

## FOCUS VERSE

**“Each of you should give what you have decided in your heart to give...  
for God loves a cheerful giver.” 2 Corinthians 9:7 (NIV)**

## LESSON MATERIALS

| Dice | *Dice Roll Activity Page* | *Paper Coins Activity Page* or *Play Coins* | *Tithe and Offering Box Activity Page* | Clear Tape | Scissors | Markers or Crayons |

## GREET — 15 MINUTES

Connection questions to ask as the children arrive:

- What is the best gift you've ever received? What made it special?
- What is your favorite thing to buy with your own money?

## WORSHIP — 10 MINUTES

Say, “Worship is more than singing. We can worship God with our giving too! We worship by giving our bodies, our time, hearts, voices, lives, and money to God [Romans 12:1]. Did you know that everything we do can be worship to God? Which one of those things I named [giving our bodies, time, hearts, etc.] seems the most and the least like worship to you? Why do you think that is? [Wait for responses.] Well, let's start our time together in worship by giving our bodies and voices to God.”

## PRAY — 5 MINUTES

Let prayer set the tone for the lesson.

**SAMPLE PRAYER:** *“Jesus, we want to be more like You. Help us do the things You tell us to do. We know You always want what is best for us because You love us. In Jesus' name, Amen.”*

## REVIEW — 5 MINUTES

**BACKGROUND:** Say, “Today, we will take a break from our normal lessons to learn about giving our tithes and offerings to God. Who knows what tithes and offerings are? [Wait for responses.] Those are great answers! You'll have to wait until later to hear my answer, but first, let's get ready for our lesson.”

**TRANSITION:** Say, "Let's play a game about giving before we read our passage!"

## ENGAGE — 10 MINUTES

**MATERIALS:** | Dice (1 die per pair) | *Dice Roll Activity Page* (1 per pair) | *Paper Coins Activity Page* or *Play Coins* (10 coins per child) |

Say, "The game we will be playing is called, *Give It Away*. No one has ever played this game before, so I need everyone to listen closely to hear how to play. Are you ready?"

**GAME GOAL:** To give all your "coins" to your partner by following the instructions on the *Dice Roll Activity Page*.

### HOW TO PLAY:

- Partner the children in groups of two. Give each child ten paper coins. Then, give each pair one die and one *Dice Roll Activity Page* to share.
- One at a time, the partners will take turns rolling their die. Using the *Dice Roll Activity Page*, each child must follow the action it describes based on which number they roll.
- Continue rolling and following the dice actions until one partner has given all of their coins to their partner. *The person who was able to give all of their coins away first wins.*
- Replay as time allows.

**TRANSITION:** Say, "You guys did a great job playing *Give It Away*! How many of you were able to give all your coins away? Great! How was that game different from most games you play? Right! Usually, we try to get the most coins or points, but in this game, we were trying to lose or give coins to the other player. And, giving—not getting—is the theme for today."

## LEARN — 15 MINUTES

**MATERIALS:** | *Paper Coins* or *Play Coins* (from the ENGAGE game) |

Say, "This week's Bible lesson is about true [or genuine] giving. The woman in our story will show us what we mean by 'true' giving. Let's see if you can discover why Jesus says her giving is true, right, and best. Let's read it together." Read Mark 12:41-44 (ICB).

<sup>41</sup> Jesus sat near the Temple [church] money box where people put their gifts. He watched the people put in their money. Many rich people gave large amounts of money. <sup>42</sup> Then a poor widow came and gave two very small copper coins. These coins were not worth even a penny.

<sup>43</sup> Jesus called his followers to him. He said, "I tell you the truth. This poor widow gave only two small coins. But she really gave more than all those rich people. <sup>44</sup> The rich have plenty; they gave only what they did not need. This woman is very poor. But she gave all she had. And she needed that money to help her live."

Say, "Raise your hand if you know who had the true giving heart and who didn't. Great! Why did the woman give everything she had to God? [Wait for responses.] Did you notice that the poor widow didn't just give

one coin? She gave both of her coins! The poor widow gave everything she had because she loved God, and now **we give because we love Jesus** [remind the children that Jesus is God].”



CLARIFY THAT WE DON'T HAVE TO GIVE EVERYTHING WE HAVE, LIKE THE POOR WIDOW DID, TO SHOW JESUS HOW MUCH WE LOVE HIM. INSTEAD, WE ASK GOD TO TELL US HOW MUCH WE SHOULD GIVE IN OFFERINGS.

“The Bible tells us to give our tithes and offerings to God. This means that ten percent of the widow’s coins would have been a tithe [a tenth of whatever she made—see teachable moment]. We call the extra money given an offering [money given beyond the ten percent]. We give to obey God’s command, but even more importantly, **we give because we love Jesus** like the poor widow.”



TAKE A MOMENT TO TEACH CHILDREN ABOUT TITHING. VISUALS WILL HELP WITH COMPREHENSION. USE THE *PAPER COINS* TO SHOW TEN PERCENT: IF SOMEONE HAS TEN COINS, ONE OF THOSE COINS IS GIVEN TO GOD AS A TITHE. (SEE DEUTERONOMY 14:22.)

**TITHE AND OFFERING ACTIVITY:** Using the *Paper Coins* from the ENGAGE game, demonstrate the widow’s tithe AND offering versus the rich people’s tithe. Choose someone to be the poor widow and give them two coins. Then choose another child to be the rich person and give them all of the other coins. Tell the “widow” to put both of her coins on a table as if she is giving to God. Then, tell the “rich people” to give just ten percent of what they have. Encourage the children to act out the attitudes of the characters as they give. Finally, talk about why Jesus loved the widow’s offering more than the rich person’s. It may not be obvious to the kids that the widow’s offering was probably a great deal less than the rich person’s offering. Be sure to use this illustration to show the kids that even though the rich person may have given more to God, it was the widow’s heart for giving that pleased God.

**TRANSITION:** Say, “God tells us to tithe and give offerings to Him, but He wants us to give because we love Him. Give to God because you love Jesus.”

## DISCUSS — 10 MINUTES

Discuss the story: Say, “Let’s see what you can remember about today’s story.”

### 1. Why do we give?

Response: **We give because we love Jesus.**

### 2. Why did Jesus prefer the poor widow’s gift to that of the rich people’s?

Response: The widow gave because she loved God; she loved Him so much she gave Him everything. The rich people didn’t give out of love. They only gave because they had to give.

### 3. Why was the widow’s giving better than the giving of the rich people (even though it was less money)?

Response: The widow gave all she had—everything—and the rich people only gave a little out of their large amount.

### 4. What do we learn from the poor widow? What do we learn from the rich people?

Response: Answers will vary.

### 5. Why do you think the poor widow gave God everything she had and not just one coin?

Response: She loved God more than she loved her money.

**6. Are you more like the rich person or the poor widow? Why? (Many Christians struggle to give tithes and offerings. Be honest with your children about how God is working/has worked on your heart in this area.)**

Response: Answers will vary.

**7. What do we learn about Jesus from this story?**

Response: **Jesus' love encourages us to give, Jesus sees the heart of the giver, Jesus loves the heart behind the giving more than He loves the amount given, Jesus wants us to love Him more than obey His rules without love, Jesus wants us to give, Jesus commands us to give, etc.**

**TRANSITION:** Say, "Great discussion! Let's do an activity to help us remember that **we give because we love Jesus.**"

## RESPOND — 10 MINUTES

**MATERIALS:** | *Tithe and Offering Box* Activity Page (1 per child) | Clear Tape | Scissors | Markers or Crayons |

Say, "It is so important that **we give because we love Jesus.** Now, the way we can practice this is by making our own tithe and offering box to take home."

### INSTRUCTIONS:

- Give each child a *Tithe and Offering Box* Activity Page, four pieces of clear tape, a pair of scissors, and markers or crayons.
- Instruct the kids to color the Activity Page.
- Then, have the kids cut out the *Tithe and Offering Box* Activity Page on the bold lines. Make sure you cut the solid line on the top the box to make a slot for the opening.
- Have the kids fold the *Tithe and Offering Box* Activity Page together on the dotted lines. The pictures and words should be on the outside of the *Tithe and Offering Boxes*.
- Next, tape the sides together to create a box for their tithes and offerings.

**TRANSITION:** Say, "As I mentioned, we are going to use our boxes to collect our tithes and offerings at home. Each week you can bring it in to church to give to Jesus. Remember, **we give because we love Jesus.**"

## MEMORIZE — 5 MINUTES

Say, "We have a brand-new memory verse just for this week. It explains that we give from our hearts because the best kind of giving is the kind that comes from an obedient and happy heart. **We give because we love Jesus** most of all."

*"Each of you (point to everyone in the class) should give (hold hands out like you are giving a gift) what you have decided in your heart (put both hands over your heart) to give (hold hands out like you are giving a gift)... for God (point toward heaven) loves a cheerful giver (jump joyfully in the air)."*  
**2 Corinthians 9:7 (NIV) (hold your hands out like a book)**

**CHALLENGE:** Ask questions about the verse to help the kids think more deeply about the verse than just memorizing it.

1. Who is this verse talking to?
2. How much money should we give?
3. How do we give to Jesus if He isn't on earth with us? (One way we give to Jesus is by giving to our church. We also give to Jesus when we give to help others in need.)

## REFLECT — 5 MINUTES

Say, "**We give because we love Jesus.** What a great reason to give! God tells us to tithe and give offerings to Him, and we should always obey God. However, the reason we obey Him is because we love Him. You may not feel like you love Jesus enough to give your money away. That is normal! If you feel that way, you can do two things: 1) Give your tithe even when you don't feel like giving. 2) Pray and ask God to help you have a heart like the poor widow. Ask Him to give you a heart that loves Him more than your money. Let's grow in giving because we love Jesus."

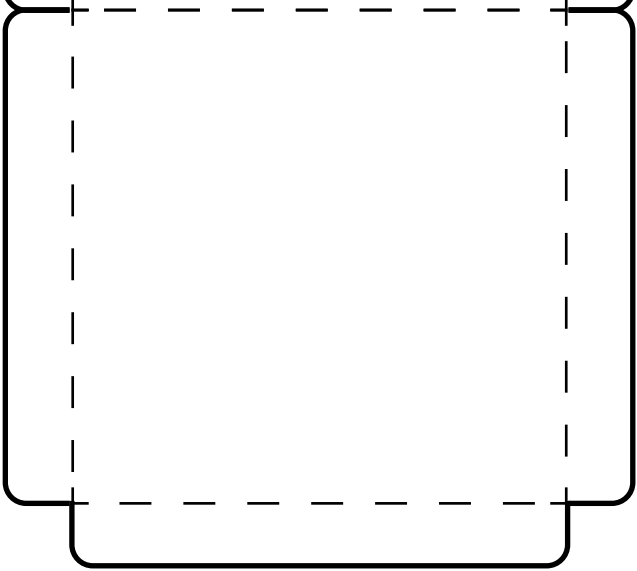

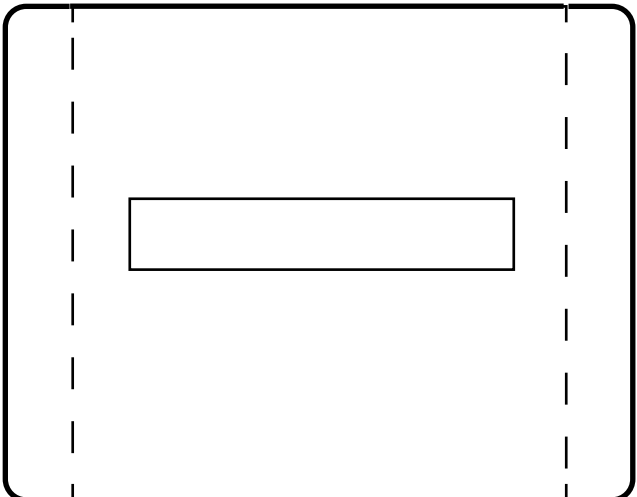
**SAMPLE PRAYER:** *"God, thank You for allowing us to learn that we can become better givers because we can grow in loving You! Remind us that You love it when your children give because they love You. Thank You for teaching us something new and for loving us so much. In Jesus' name, Amen."*



THIS IS A GREAT TIME TO INSTITUTE AN OFFERING IN YOUR KIDS MINISTRY. PROVIDE AN OFFERING BOX SO YOUR KIDS CAN BRING THEIR TITHES AND OFFERINGS EACH WEEK. IT IS NOT TOO EARLY FOR THEM TO LEARN TO BE GIVERS.

## RELEASE —

If there is extra time before parents arrive, retell the story, allow the kids to ask questions, reenact the Tithe and Offering Activity, or replay the ENGAGE game.







# Dice Roll Sheet

**Dice roll “1” = Don’t give anything away.**

**Dice roll “2” = Give 1 coin away.**

**Dice roll “3” = Give 2 coins away.**

**Dice roll “4” = Give 3 coins away.**

**Dice roll “5” = Give 4 coins away.**

**Dice roll “6” = Don’t give anything away.**