

# WHO IS JESUS?



# WHO IS JESUS?

## MONTHLY PREPARATION GUIDE

### YEAR 3, UNIT 02 - PRE-K

This month's lessons continues to ask the question, *Who is Jesus?* We are committed to helping children understand that Jesus is our great, big God. But we also want to make sure they understand that He is our personal savior and best friend. Together, we will discover that Jesus is our Creator, and He is the only Way to our Heavenly Father. We will encourage the children to say "yes" to Jesus, and we will teach them that He has made us part of God's family. As you prepare, consider how you can invite the kids to connect with Christ as they worship, learn, and play. Give them an opportunity to think about Jesus in every part of your time together.

#### WEEK 1

**LESSON MATERIALS:** Puzzle Piece (1 per class), Playdough (4-8 Containers), Timer, *Ephesians 2:10* Activity Page (1 per child), Stickers (variety of Scripture Verses), Colored Pencils

#### WEEK 2

**LESSON MATERIALS:** Puzzle Piece (1 per class), *I Am the Way* Activity Page (1 per child), Washable Markers, Heart Stickers (4-6 per child)

#### WEEK 3

**LESSON MATERIALS:** Puzzle Piece (1 per class), Masking Tape, 1/2" Wooden Dowel Rods cut to 16" (1 per child), *Fish* Activity Page (2-3 copies per class), Scissors, Yarn (12" per child), Patterned Scrapbook Paper or Cardstock (1 page per child), Fine Point Markers, Hole Punch, Scotch Tape, Washable Markers, Plastic Straws (optional, 1 per child)

#### WEEK 4

**LESSON MATERIALS:** Puzzle Piece (1 per class), Music & Music Player, Speaker (optional), 3" x 3" x 3" Cardboard Boxes (1 per child), *God Enjoys* Activity Page (3-4 squares per child), Stickers, Markers, Watercolor Paints (1 set per child), Paint Brushes (1 per child)

# WHO IS JESUS?

## YEAR 3, UNIT 2

**WRITER - JONATHAN BRYAN**  
**MANAGING EDITOR - KRISTI CAIN**  
**EDITOR (PRE-K) - JENNIFER MCGHEE**  
**EDITOR - TIFFANY TRAINOR**  
**DESIGNER - EMMALEE BELL**



# JESUS: THE CREATOR

## BIBLE PASSAGE

Genesis 1:1-2, John 1:1-5, John 10:10

## BIG IDEA

I was created to know, follow, and enjoy Jesus.

## FOCUS VERSE

**"Jesus answered, 'I am the way. And I am truth and the life. The only way to the Father is through me.'" John 14:6 (ICB)**

## LESSON MATERIALS

| Puzzle Piece | Playdough | Timer | *Ephesians 2:10* Activity Page | Stickers | Colored Pencils |

## GREET — 15 MINUTES

Connection questions to ask as the children arrive:

- What's the weirdest thing you've ever eaten?
- What do you like to do when it rains?

## WORSHIP — 10 MINUTES

Say, "A man named Paul followed Jesus and he preached about Him. Paul wanted the people he preached to worship Jesus. Let's worship Jesus now! We know He is the only God."

We recommend "Made for This" by Lifetree Kids as a theme song for this unit. Other suggestions include "He Knows My Name" by Lifetree Kids, "I Am Who You Say I Am" by Hillsong, and "Nothing is Missing" by Elevation Worship Kids.

## PRAY — 5 MINUTES

Pray that the Holy Spirit will give the children eyes to see and ears to hear the message that Jesus is the Creator.

**SAMPLE PRAYER:** *"God, thank You for giving us a place to worship You. We pray that You will be glorified in everything we do today. In Jesus' name. Amen."*

## REVIEW — 5 MINUTES

**MATERIALS:** | Puzzle Piece |

**BACKGROUND:** Say, "This month, we are asking the question, 'Who is Jesus?' We will learn to follow Christ and get to know Him better along the way. Today's lesson teaches us that Jesus is our Creator, so we're going to begin with an activity that allows us to build our own creations! First though, who would like to put up this week's Puzzle Piece?" (Add this month's puzzle piece to your wall.)

## ENGAGE — 10 MINUTES

**MATERIALS:** | Playdough (4-8 Containers) | Timer |

Say, "To play, I will call up a few students at a time, and each person will receive two containers of playdough. Then, I will set a timer, and when I say 'Go,' you will have three minutes to create the best-looking person, place, or thing you can build. You get to choose what you make. When the time is up, you will whisper to me what you were creating, and the rest of the class will try to guess what you've created. Who is ready to play?"

**GAME GOAL:** To use playdough to create your best person, place, or thing.

### HOW TO PLAY:

1. Choose 3-4 students to participate in each round.
2. Give each student two containers of playdough and set a timer for three minutes. Note that Preschooler students may need a couple of extra minutes.
3. When the leader says "Go!" students will create something from playdough.
4. When the time is up, the rest of the class can take turns guessing what the student has created.
5. Play as many rounds as time allows or until everyone has a turn.



GIVE MORE DIRECTION TO THE GAME BY CHOOSING A CATEGORY FOR EACH ROUND. FOR EXAMPLE, THE FIRST ROUND COULD BE "ANIMALS," THE SECOND ROUND COULD BE "WINTER," AND THE THIRD ROUND COULD BE "SPORTS," ETC .

**TRANSITION:** Congratulate the winners. Say, "At this time, we are going to turn our attention to God's Word. If you have your Bible, please turn with me to the very first page of the Bible, Genesis Chapter 1. I'm going to read it to you now." Preschoolers will not be able to read, but it's always a good idea to allow the kids to hold God's Word in their hands and learn where the different books of the Bible are located.

## LEARN — 15 MINUTES

Say, "Have you ever asked questions like, 'Who created me?' 'Who made puppies so cute?' 'Who created the world?' I know I have! These are important questions, and God knows they matter to us. In fact, He gave us the Bible to help answer these questions. As we read His Word, we find a clear answer to these questions: Jesus is our Creator.

"Let's start our journey at the very beginning in Genesis 1." Read Genesis 1:1-2 (ICB).

**<sup>1</sup> In the beginning God created the sky and the earth. <sup>2</sup> The earth was empty and had no form. Darkness covered the ocean, and God's Spirit was moving over the water.**

"The Bible says, 'in the beginning,' God did what? [Wait for responses.] He created! If we were to continue reading about the seven days of creation, we would see God created many good and wonderful things, but there was only one thing He called VERY good. What was that? [Wait for responses.] People! We are God's special creation! Now, we are going to be talking more about that later this month. For now, it's important to understand that God made us, and we are very special to Him.

"Now let's read John 1:1-5 [ICB] and see if we can learn more about the God who created us."

**<sup>1</sup> Before the world began, there was the Word. The Word was with God, and the Word was God. <sup>2</sup> He was with God in the beginning. <sup>3</sup> All things were made through him. Nothing was made without him. <sup>4</sup> In him there was life. That life was light for the people of the world. <sup>5</sup> The Light shines in the darkness. And the darkness has not overpowered the Light.**

Ask, "Who do you think the Word is that this Bible verse is talking about? [Wait for responses.] Yes! Jesus is the Word! This means that all things were created through Jesus, and that WE were made through Jesus and for Jesus. He gives us breath, the ability to move, think, and play. He created us to live a happy life. It's not always easy to do that, though, is it? Let's find out why." Read John 10:10 (ICB).

**A thief comes to steal and kill and destroy. But I came to give life-life in its fullness.**

Ask, "Now, who do you think the thief is in THIS Bible verse? [Wait for responses.] That's right, the devil. He doesn't want us to believe that we are special to God. However, Jesus wants us to know that He created us. He came to earth so we could know Him and be close to Him. Jesus created us! That's good news!"

**TRANSITION:** Say, "Jesus calls us His special creation, and He came to show us the way to life and hope and joy. Jesus is our Creator."

## **DISCUSS — 10 MINUTES**

Say, "Isn't it amazing to know Jesus is our Creator? Let's talk more about what we've learned."

### **1. In the beginning, what did God do?**

Response: He created us.

### **2. Which part of His creation did God call VERY good?**

Response: He called us, His people, very good!

### **3. What does it mean that we are created for Jesus?**

Response: We love Jesus when we give our lives to Him, thank Him, worship Him, love others, put Him first, etc.

### **4. What does this lesson teach us about God?**

Response: Jesus is our Creator. We are special to God. God called people "very good."

Jesus came to give us life, etc.

**TRANSITION:** Say, "Now that we have looked at God's Word and discovered the truth that Jesus is our Creator, let's create a page that reminds us that we are God's special creation."

## RESPOND — 15 MINUTES

**MATERIALS:** | *Ephesians 2:10* Activity Page (1 per child) | Stickers (variety of Scripture Verses) | Colored Pencils |

Say, "We have learned that it is Jesus who created us. When He created us, He called us VERY good because we are His special creation. *Ephesians 2:10* says that we are God's masterpiece. At the top of our page, it says, 'I am God's special creation.' If God calls you His special creation, what do you think He sees when He looks at you? What thoughts and feelings does He have about you? I believe He sees a masterpiece when He looks at each of you. Let's take a moment to draw, write, and express our answers to these questions."

### INSTRUCTIONS:

1. Give each child a *Ephesians 2:10* Activity Page.
2. Encourage the children to use stickers and colored pencils to express what they think God thinks and feels when He calls them His special creation.



PROVIDE STICKERS WITH SCRIPTURE VERSES AND ENCOURAGING WORDS.

**TRANSITION:** Say, "It is easy to get discouraged and forget that God has created us and that we are special to Him. This page can be a reminder of both of those truths. You can hang it in your room or somewhere else in your house to remember you are God's special creation."

## MEMORIZE — 5 MINUTES

Say, "This month, our memory verse comes from *John 14:6*. I'm going to read the verse and show you the motions, and then we will do it together."

*"Jesus answered, (touch the middle of each palm with your index finger) 'I am the way. (extend both arms out towards you a forward motion) And I am the truth (hold hands together like a book) and the life (bring your hands close to your heart). The only way to the Father is through me. (point to the sky)'"*

**John 14:6 (ICB)**

## REFLECT — 5 MINUTES


Say, "Jesus is our Creator. He not only created our bodies, but He also gives us new life from sin so that we can live forever with God. Let's pray and thank Jesus that He is our Creator."

**SAMPLE PRAYER:** "God, thank You for giving us life. Sometimes we forget that this life is all about You. Today we take a moment to remember that You created us to bring You glory and live life with You. Thank You for inviting us on this wonderful journey. In Jesus' name, Amen."

## **RELEASE —**

Have the children share their worksheets with the class if there is extra time. Remind them that they are all God's special creation. Please provide parents with a copy of the monthly Parent Guide [downloadable] as they arrive.





# I AM GOD'S SPECIAL CREATION

"GOD HAS MADE US WHAT WE ARE. IN CHRIST JESUS, GOD MADE US NEW PEOPLE SO THAT WE WOULD DO GOOD WORKS. GOD HAS PLANNED IN ADVANCE THOSE GOOD WORKS FOR US. HE HAD PLANNED FOR US TO LIVE OUR LIVES DOING THEM."  
EPHESIANS 2:10 (ICB)

# WHO IS JESUS?



# JESUS: THE WAY

## BIBLE PASSAGE

John 6:66-69

## BIG IDEA

I was created to know, follow, and enjoy Jesus.

## FOCUS VERSE

**“Jesus answered, ‘I am the way. And I am truth and the life. The only way to the Father is through me.’” John 14:6 (ICB)**

## LESSON MATERIALS

| Puzzle Piece | *I Am the Way* Activity Page | Washable Markers | Heart Stickers |

## GREET — 15 MINUTES

Connection questions to ask as the children arrive:

- What is your favorite song?
- Have you ever won a medal or trophy? Tell me about it.

## WORSHIP — 10 MINUTES

Say, “The Bible says, ‘...all things have been created through him and for him...’ [Colossians 1:16-17] Who do you think that verse is talking about? [Reread it.] Yes! It’s talking about Jesus. Those words mean that Jesus created EVERYTHING, and everything and everyone is made to worship Him. Let’s do that right now by singing to God!”

We recommend “Made for This” by Lifetree Kids as a theme song for this unit. Other great choices for these lessons include “He Knows My Name” by Lifetree Kids, “I Am Who You Say I Am” by Hillsong, and “Nothing is Missing” by Elevation Worship Kids.

## PRAY — 5 MINUTES

Pray that the Holy Spirit would give the children spiritual eyes to see and ears to hear that Jesus is the Way.

**SAMPLE PRAYER:** “God, thank You for the opportunity to worship You. May Your Kingdom come, and Your will be done in our time together. In Jesus’ name. Amen.”

## REVIEW — 5 MINUTES

**MATERIALS:** | Puzzle Piece |

**BACKGROUND:** Say, "Last week, we learned that Jesus is our Creator. He is the Creator of the whole universe, and He created us! We discovered that God made us different from the rest of creation, and He even said we are VERY good. We also learned about our enemy, the devil, who wants to destroy us. However, Jesus came to take care of us, love us and give us life!

"Today, we are going to talk about how Jesus is the Way. Before we go any further, though, who would like to put up our newest puzzle piece?" Remind the children that all the stories in the Bible fit together perfectly into one big story about God.

**TRANSITION:** Say, "Before we talk about how Jesus is the Way, we are going to play a game!"

## ENGAGE — 10 MINUTES

Say, "Today, we are going to play a game where we must guess which statements are true and which are not true [or false]. I will say a sentence out loud to the class. If you think it's true [or right], give me a thumbs up! If you think I am being silly, and what I'm saying isn't true, give me a thumbs down. Are you ready?"

**GAME GOAL:** To correctly answer as many true/false statements as possible.

### True or False Statements:

1. The sky is green. (F)
2. Dogs have eight legs. (F)
3. Grasshoppers are bugs. (T)
4. Orange is one of the colors in a rainbow. (T)
5. You can see with your ears. (F)
6. An apple has seeds on the inside. (T)
7. Sheep cannot fly. (T)
8. Yellow is a color. (T)
9. When water gets very cold, it turns into ice. (T)
10. When driving, a green light means go. (T)
11. The sun is hot. (T)
12. When someone does something nice for you, you should say "Thank you." (T)
13. Snakes can hop. (F)
14. You wear shoes on your hands. (F)
15.  $1 + 1 = 2$ . (T)
16. God made the world. (T)
17. Adults are never sad. (F)
18. Cows sleep standing up. (T)
19. You don't need to brush your teeth. (F)
20. A penguin is not a bird. (F)

**TRANSITION:** Say, "Awesome job, everyone! Weren't those questions fun? Did any of those questions make you laugh? Which ones? [Wait for responses.] Great! Well, now we are going to read from God's Word. Are you ready to listen? Great, because I am going to read from the book of John. Let's see what

special words God has for us!"

## LEARN — 15 MINUTES

Read John 6:66-69 (ICB).

After Jesus said this, many of his followers left him. They stopped following him. <sup>67</sup> Jesus asked the 12 followers, "Do you want to leave, too?" <sup>68</sup> Simon Peter answered Jesus, "Lord, who would we go to? You have the words that give eternal life. <sup>69</sup> We believe in you. We know that you are the Holy One from God."

Say, "When today's story begins, Jesus had been performing miracles [review what miracles are] and teaching the people about God. Some things He said made His followers angry, especially when He claimed to be God. Many of those people left Jesus. How do you think that made Jesus feel? [Wait for responses.] But Jesus spoke the truth anyway.

"After those people turned away from Jesus, He asked His twelve disciples if they would leave Him too; Simon Peter knew something was extraordinary about Jesus, so he said, 'Lord, to whom shall we go?' Simon Peter believed Jesus was the 'Holy One of God!' Do you know what 'holy' means? [Allow kids time to respond.] The word holy means 'perfectly good and clean.' Peter saw that Jesus was different from everyone else and that God had sent Him for a special reason."

Ask, "What do you think that special reason was? [Give the children a chance to share their ideas.] Jesus did many wonderful things while He lived on Earth, but the most important thing He did was die on the Cross and come back to life! Jesus is the only One who is completely holy and so the only One that can take our punishment for all the bad things we've done and save us! He is the Way! The only Way to our Heavenly Father in Heaven. Isn't that wonderful?! Have you ever done anything bad? [Prompt kids to raise their hands.] Me too! But if you believe that Jesus is really God, tell Him you are sorry for the bad things [or sin] you've done and ask Him to be your King, He will take your punishment too! He is your Way."



ASK THE HOLY SPIRIT TO GIVE YOU DISCERNMENT AS YOU SHARE THE GOSPEL MESSAGE WITH THE CHILDREN. BE OPEN TO THE POSSIBILITY THAT THE LORD MAY LEAD SOMEONE TO ACCEPT HIM AS THEIR SAVIOR TODAY. IF THEY DO, BE SURE TO SHARE THIS BIG NEWS WITH THEIR PARENTS WHEN THEY ARRIVE.

**TRANSITION:** Say, "I'm so glad God sent His Son to save us. Jesus is the Way."

## DISCUSS — 10 MINUTES

Say, "Isn't it amazing to know that Jesus is the Way? Let's talk more about it."

**1. Do you remember the name of the disciple who recognized that Jesus was from God?**

Response: Simon Peter

**2. What does the word "holy" mean?**

Response: To be perfectly good and clean.

**3. Is anyone else holy like Jesus?**

Response: No, no one other than Jesus is perfectly good.

**4. Why did Jesus die on the Cross?**

Response: He died and rose again to save us.

**5. What does this lesson teach us about God?**

Response: Jesus is the way. God sent His Son, Jesus to save us. Jesus is holy (perfect & good). God loves you.

**TRANSITION:** Say, "What's the big thing we need to remember from today's lesson? [Wait for responses.] Right! Jesus is the Way!"

**RESPOND — 15 MINUTES**

**MATERIALS:** | *I Am the Way* Activity Page (1 per child) | Washable Markers | Heart Stickers (4-6 per child)|

Say, "To help us remember that Jesus is the Way, we will create a beautiful picture you can take home and put in a special place."

**INSTRUCTIONS:**

1. Give each child a worksheet and have them color the Jesus figure.
2. Explain that the words at the top of the page say, "Jesus is the way, the truth, and the life."
3. Allow the kids to decorate the picture with the hearts stickers.
4. Ask the children to share one reason they love Jesus.

**TRANSITION:** Say, "I want you to show your pictures to your families today and tell them that Jesus is the Way!"

**MEMORIZE — 5 MINUTES**

Say, "This month's memory verse comes from John 14:6. Let's practice it together!"

*"Jesus answered, (touch the middle of each palm with your index finger) 'I am the way. (extend both arms out towards you a forward motion) And I am the truth (hold hands together like a book) and the life (bring your hands close to your heart). The only way to the Father is through me. (point to the sky) '"*

**John 14:6 (ICB)**

**CHALLENGE:** Have the girls and boys take turns reciting the verse.

**REFLECT — 5 MINUTES**

THIS LESSON TALKS ABOUT JESUS BEING "THE WAY" TO THE FATHER, BUT A SECONDARY THEME IS THE TRUTHFULNESS OF CHRIST. WE CAN 100% TRUST GOD BECAUSE HE IS PERFECTLY TRUE. USE THESE NEXT FEW MOMENTS TO EXPLAIN THE DIFFERENCE BETWEEN FICTIONAL STORIES, LIKE FAIRY TALES, AND GOD AND HIS WORD. HELP THEM MAKE THIS DISTINCTION NOW; GOD CAN USE IT TO CREATE A FOUNDATION OF BELIEF EVEN AT A YOUNG AGE.

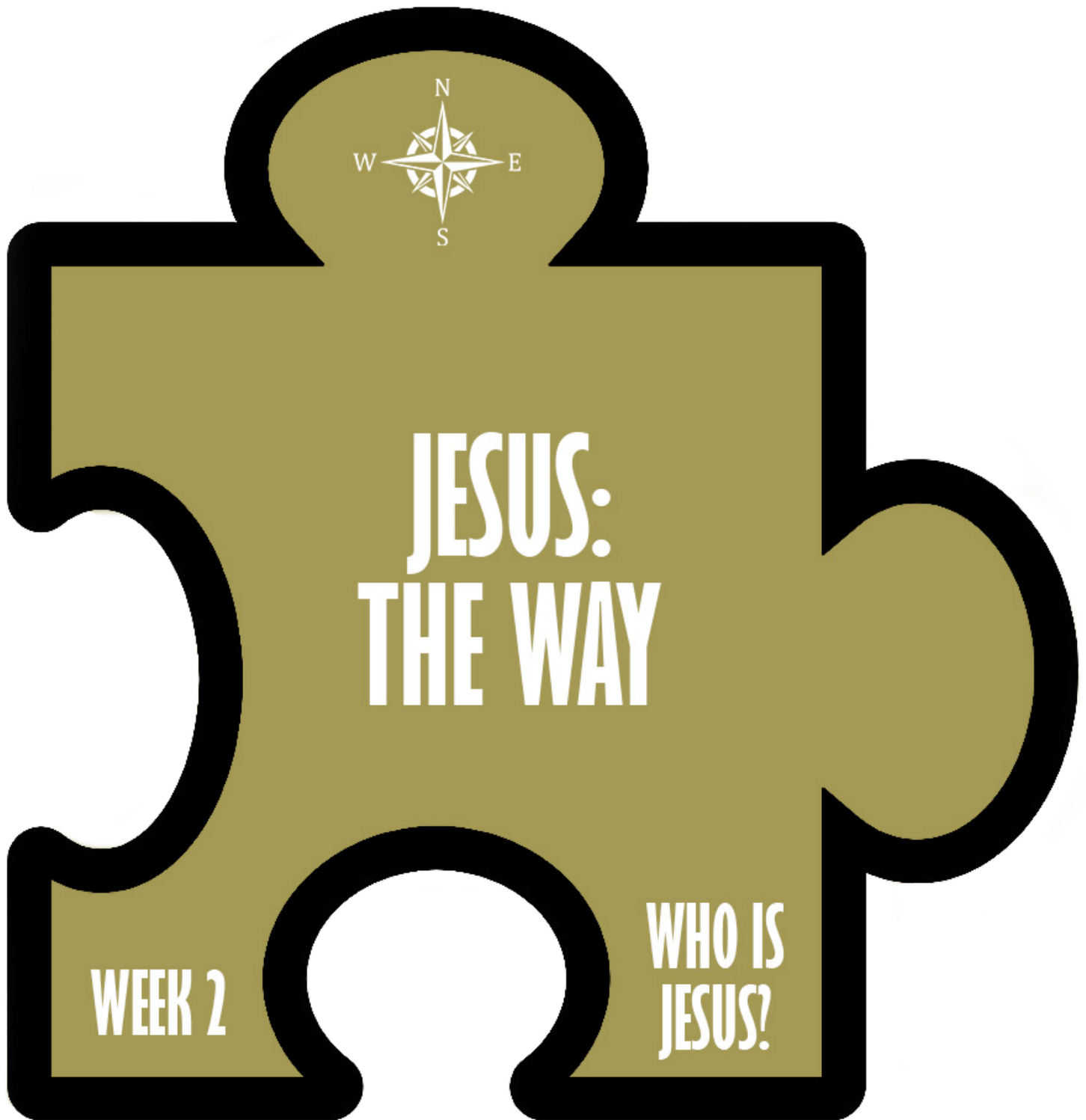
Say, "Believing in Jesus isn't like believing in a fairy tale. Wait a minute, what is a fairy tale?" [Allow the children to describe fairy tales. Help them understand that fairy tales are wonderful, magical stories that we can enjoy but know are not real – or true.] What is your favorite fairy tale? [If they need help getting started, suggest stories like 'The Three Bears, "Cinderella," or "Rumpelstiltskin."'] It's important to know that, unlike fairy tales, the Bible is true, which means Jesus is real and true too. We can trust everything God says. Can you name something wonderful that God says is true? Yes! Let's thank Him for those amazing and true words right now!"

**SAMPLE PRAYER:** *"God, thank You for being true and sending Your Son, Jesus, to be the Way. I am so glad we can trust everything You say. Help us to believe that truth and follow You forever. Amen."*

## **RELEASE —**

If there is extra time, have the kids take turns showing the class their "Jesus is the Way" pictures. Then, have everyone share one way they will tell their friends about Jesus.





JESUS IS THE  
WAY, THE TRUTH,



AND THE LIFE

# WHO IS JESUS?



# JESUS: SAY YES TO HIM

## BIBLE PASSAGE

Matthew 4:18-22, Matthew 28:18-20

## BIG IDEA

I was created to know, follow, and enjoy Jesus.

## FOCUS VERSE

**“Jesus answered, ‘I am the way. And I am truth and the life. The only way to the Father is through me.’” John 14:6 (ICB)**

## LESSON MATERIALS

| Puzzle Piece | Masking Tape | 1/2" Wooden Dowel Rods cut to 16" | *Fish Activity Page* | Scissors  
| Yarn | Patterned Scrapbook Paper or Cardstock | Fine Point Markers | Hole Punch | Scotch Tape |  
Washable Markers | Plastic Straws (optional) |

## GREET — 15 MINUTES

Connection questions to ask as the children arrive:

- Have you ever been fishing? If so, what was it like?
- What is your middle name?

## WORSHIP — 10 MINUTES

Say, “This month has been great so far! We have talked about how Christ is our Creator and our Way to God. I can’t wait to talk more about Jesus today! But first, let’s begin by worshiping our Lord!”

We recommend “Made for This” by Lifetree Kids as a theme song to play throughout this unit. Other suggestions for songs include “He Knows My Name” by Lifetree Kids, “I Am Who You Say I Am” by Hillsong, and “Nothing is Missing” by Elevation Worship Kids.



BEFORE YOU MOVE INTO YOUR PRAYER TIME, ASK THE CHILDREN TO TELL YOU WHAT TODAY’S SONGS TELL US ABOUT GOD. HELP THE KIDS RECOGNIZE SOME OF THE IMPORTANT ATTRIBUTES OF GOD MENTIONED IN THE LYRICS. FOR EXAMPLE, “HE KNOWS MY NAME” REMINDS US THAT GOD IS ALWAYS WITH US (OMNIPRESENT).

## PRAY — 5 MINUTES

Pray that the Holy Spirit will give the children the ability to know the great love of Christ and to say “yes” to following Him.

**SAMPLE PRAYER:** *"God, we are excited to be together. We are even more excited that You are with us. Teach us about Yourself and what it means to follow You. We love You, Jesus. Amen."*

## REVIEW — 5 MINUTES

**MATERIALS:** | Puzzle Piece |

**BACKGROUND:** Say, "Last week, we learned that Jesus is the Way. He is our way to God because He can forgive our sins [all the wrong things we do], and He is the way we get to heaven. I pray that you will grow to see He is better and different from everyone else."

"Today, we will learn about a time when Jesus called two sets of brothers to follow Him. Before we go any further though, who would like to put up this month's third puzzle piece?" Remind the children that all Bible stories fit together perfectly into one big story about God.

**TRANSITION:** Say, "Before we look at God's Word and learn about saying 'yes' to Jesus, we are going to do an activity where you get to choose 'yes' or 'no.'"

## ENGAGE — 10 MINUTES

**MATERIALS:** | Masking Tape |

Say, "In today's game, you get to tell us what you think about all kinds of things! Let's go!"

**GAME GOAL:** To express an opinion on a topic



IF NEEDED, CHANGE THE STATEMENTS TO FIT THE KIDS' INTERESTS IN YOUR GROUP.

### HOW TO PLAY:

1. Before you begin, use the tape to create a horizontal line on one side of the room.
2. Have the children begin by standing on the side of the room that is opposite from the horizontal line.
3. Read each statement out loud. Begin each phrase with "Touch the line if..."
4. If the children agree with the statement, they should run and touch the line and then run back to the starting area. If they disagree, they should remain standing where they are.

Statement:

1. You think chocolate is the best ice cream flavor.
2. You like pepperoni on your pizza.
3. You like summer more than winter.
4. You would like to swim in the ocean.
5. Your favorite color is blue.
6. You like salty chips better than sweet cookies.
7. Christmas is your favorite holiday.
8. You like to eat bananas.
9. Basketball is your favorite sport to play.

10. You like cats more than dogs.
11. You like to help cook dinner.
12. You would like to ride on a rollercoaster.
13. You like to sing in front of people.
14. You would like to be the President of the United States.
15. You like to paint.

**TRANSITION:** Say, “Most of those choices seemed easy for you, and although what you think about ice cream and rollercoasters is important, it probably won’t change your life. Well, today we will talk about a decision that matters A LOT. We will learn about this decision from the Bible in Matthew Chapter 4. Are you ready to listen?”

## LEARN — 10 MINUTES

Encourage the children to listen carefully as you read Matthew 4:18-22 (ICB).



SOMETIMES IT’S HARD FOR PRESCHOOLERS TO ENGAGED IN SCRIPTURE READING. ENCOURAGE THE LITTLE ONES TO PAY CLOSE ATTENTION BY ASKING THEM TO REPEAT A KEY WORD. FOR EXAMPLE, EVERY TIME YOU READ “JESUS” HAVE THE KIDS SHOUT “JESUS!”

<sup>18</sup> Jesus was walking by Lake Galilee. He saw two brothers, Simon (called Peter) and Simon’s brother Andrew. The brothers were fishermen, and they were fishing in the lake with a net. <sup>19</sup> Jesus said, “Come follow me. I will make you fishermen for men.” <sup>20</sup> At once Simon and Andrew left their nets and followed him.

<sup>21</sup> Jesus continued walking by Lake Galilee. He saw two other brothers, James and John, the sons of Zebedee. They were in a boat with their father Zebedee, preparing their nets to catch fish. Jesus told them to come with him. <sup>22</sup> At once they left the boat and their father, and they followed Jesus.

Say, “Jesus called two sets of brothers to follow Him. Simon Peter and Andrew were the first pair, and John and James were the second. All of these men were fishermen. As far as we know, fishing is the only job they had ever learned. Yet Jesus called them to stop working and follow Him. He had a great plan for them, but they had to say ‘yes’ to Jesus.”



THE CHILDREN WILL PROBABLY WANT TO TALK TO YOU ABOUT FISH OR SHARE FISHING STORIES! THAT’S OKAY. ASK THE HOLY SPIRIT TO HELP YOU INCORPORATE THIS INTO YOUR LEARNING TIME BY LISTENING AND THEN BRINGING THEM BACK TO GOD’S WORD. WE MODEL CHRIST’S LOVE WHEN WE ARE PATIENT AND INTERESTED IN THE CHILDREN.

Say, “To us, the decision to follow Jesus or ignore Him may seem easy. Of course, they should follow Jesus! However, these men had to leave everything they knew to obey Christ. [Describe some of the things these men were leaving to follow Jesus: their homes, families, jobs, friends, etc.] What do you think that was like? [Pause for answers] You’re right; it was probably scary and exciting all at the same time!

"Jesus told them, '...I will send you out to fish for people.' Peter, Andrew, James, and John had been catching fish, but now they were going to be 'fishing for people.' What do you think Jesus meant by that? [Pause for answers.] That's right, they were going to tell others about Jesus and ask those people if they wanted to follow Jesus too.

"Following Jesus will not always be easy. However, it is worth it! God never leaves us, even in the hard times He has promised to be with us. Jesus told his disciples this in Matthew 28:18-20 [ICB]."

**<sup>18</sup> Then Jesus came to them and said, "All power in heaven and on earth is given to me. <sup>19</sup> So go and make followers of all people in the world. Baptize them in the name of the Father and the Son and the Holy Spirit. <sup>20</sup> Teach them to obey everything that I have told you. You can be sure that I will be with you always. I will continue with you until the end of the world.**

Say, "Following Jesus means telling others about Him and obeying His rules. It also means being His friend and doing amazing things with Him. It is no accident that He is inviting YOU to follow Him. God wants you to be a 'fisher of men' too!" Remind the children that "fishers of men" means all people - men, women, girls, and boys - not just men.

**TRANSITION:** Say, "Following Jesus isn't always easy, but the Lord will ALWAYS be with you. Say 'yes' to following Jesus today."

## DISCUSS — 10 MINUTES

Say, "It's great to know that we can say 'yes' to Jesus. Let's talk more about it!"

### 1. What are the names of the two sets of brothers Jesus called to be His disciples?

Response: James and John, Simon Peter and Andrew. (You can help them with these names.)

### 2. How do you think these disciples felt when Jesus called them to follow Him?

Response: Answers will vary.

### 3. What did Jesus mean when He said they would "fish" for people?

Response: They would be sharing the Good News about Jesus.

### 4. What does it mean to say "yes" to Jesus?

Response: Saying "yes" to Jesus means asking Him to forgive our sins, obeying Him, loving Him most of all, and telling others about Him (becoming "fishers of men.")

### 5. What does this lesson teach us about God?

Response: God invites us to say "yes" to following Him. God sacrificed His Son, Jesus, so we could receive forgiveness and be in His family. God calls His people to be "fishers of men." God loves us very much, etc.



THIS DISCUSSION MAY PROVIDE AN OPPORTUNITY FOR YOU TO LEAD A CHILD (OR CHILDREN) TO CHRIST. STAY SENSITIVE TO THE HOLY SPIRIT AND FOLLOW HIS LEADING.

**TRANSITION:** Say, "Thank you for sharing with us! I'm so glad we can say 'yes' to Jesus and be His followers!"



## RESPOND — 15 MINUTES

**MATERIALS:** | 1/2" Wooden Dowel Rods cut to 16" (1 per child) | *Fish Activity Page* (2-3 copies for the class) | Scissors | Yarn (12" per child) | Patterned Scrapbook Paper or Cardstock | Fine Point Markers | Hole Punch | Scotch Tape | Washable Markers |

Say, "Today, we learned that Jesus invites us to say 'yes' to Him. This isn't always easy, but it is always worth it, and He promises to be with us every step of the way. Today, we will make a 'Fishers of Men' fishing pole to remind us that Jesus is choosing us for a purpose: to tell others about Him!"



BEFORE CLASS, TRACE THE FISH ONTO SCRAPBOOK PAPER OR CARDSTOCK AND CUT THREE FISH OUT PER CHILD. OR YOU COULD PRINT THE *FISH ACTIVITY PAGE* DIRECTLY ONTO CARDSTOCK. YOU MAY NEED TO PUNCH A HOLE IN EACH ONE AS WELL.

### INSTRUCTIONS:

1. Use the markers to write "Fishers of Men" on the children's rods.
2. Then, have each child cut a piece of yarn about twelve inches long and help them tie it around the end of the rod. Reinforce the yarn with scotch tape.
3. Then, have the children choose three fish (see Material Prep).
4. Finally, help the children tie their fish on the end of their yarn so they are hanging from their fishing poles.
5. If there is extra time, allow the children to decorate their rods and fish with markers.

**TRANSITION:** Say, "I hope this fishing pole will help you remember to share the Good News of Jesus with your friends and family!"

## MEMORIZE — 5 MINUTES

Say, "This month, our memory verse comes from John 14:6. Jesus is 'the way, the truth, and the life.' Let's practice it together now."

*"Jesus answered, (touch the middle of each palm with your index finger) 'I am the way. (extend both arms out towards you a forward motion) And I am the truth (hold hands together like a book) and the life (bring your hands close to your heart). The only way to the Father is through me. (point to the sky)'"*  
**John 14:6 (ICB)**

**CHALLENGE:** Have the kids use silly voices (robot voice, cowboy voice, squeaky mouse voice, etc.) to practice the verse a few more times.

## REFLECT — 5 MINUTES

Say, "Jesus is calling you and me to follow Him. Let's pray together and ask Him to help us do that. Is there anything else you'd like to pray about?" Give the children an opportunity to share requests.

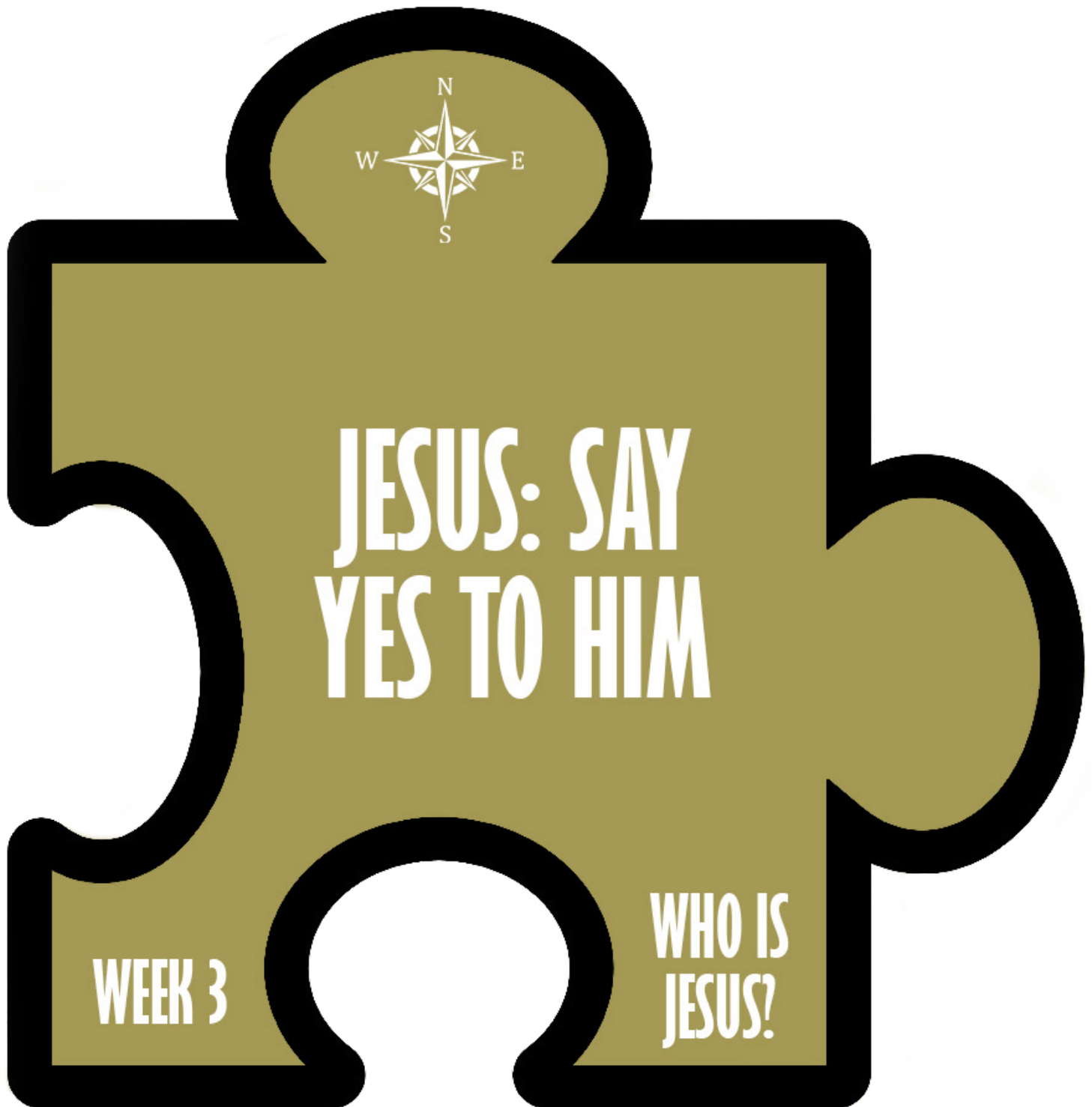
**SAMPLE PRAYER:** "God, thank You for loving us and asking us to follow You. Please help us love You and obey You. [Pray for the children's requests.] In Christ's name, Amen."

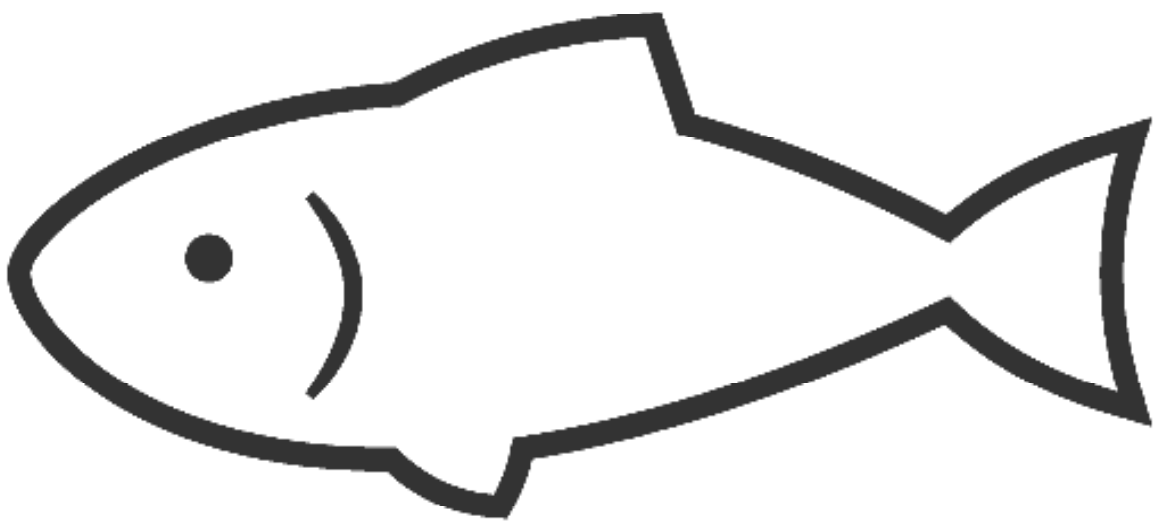




## RELEASE —

**MATERIALS:** | Plastic Straws (optional, 1 per child) | Fish Templates (optional) |

If there is extra time, sing your favorite songs from this unit or use the Fish Templates (leftover from today's RESPOND Activity) and straws to play a relay game where the children use the straw to suck up the fish and move them from one point in the room to another.





# WHO IS JESUS?



# JESUS: HE CALLS ME FAMILY

## BIBLE PASSAGE

Romans 8:15-17, Ephesians 2:10

## BIG IDEA

I was created to know, follow, and enjoy Jesus.

## FOCUS VERSE

**"Jesus answered, 'I am the way. And I am truth and the life. The only way to the Father is through me.'" John 14:6 (ICB)**

## LESSON MATERIALS

| Puzzle Piece | Music & Music Player | Speaker (optional) | 3" x 3" x 3" Cardboard Boxes | *God Enjoys* Activity Page | Stickers | Markers | Watercolor Paints | Paint Brushes |

## GREET — 15 MINUTES

Connection questions to ask as the children arrive:

- If you could get any pet, what would it be?
- What is something you are afraid of?

## WORSHIP — 10 MINUTES

Say, "This unit's memory verse is John 14:6. What three things does that verse tell us about Jesus? [Wait for responses.] That's right. He is the Way, the Truth, and the Life! Jesus is amazing! Let's worship Him today!"

We recommend "Made for This" by Lifetree Kids as a unit theme song. Other suggestions for songs include "He Knows My Name" by Lifetree Kids, "I Am Who You Say I Am" by Hillsong, and "Nothing is Missing" by Elevation Worship Kids.

## PRAY — 5 MINUTES

Pray that the Holy Spirit would give the children a greater understanding of who Jesus is and how much He loves them.

**SAMPLE PRAYER:** *"God, today is all about You. Help us remember that we gather to bring You glory. We are open to whatever You want to do in our lives. Thank You for being our Savior. In Jesus' name. Amen."*

## REVIEW — 5 MINUTES

**MATERIALS:** | Puzzle Piece |

**BACKGROUND:** Say, “Last week, we talked about what it means to say ‘yes’ to Jesus. We learned that obeying Jesus isn’t always easy, but it is always worth it!

“Today we will hear about who Jesus says we [point to each of the children] are. We become God’s children when we follow Christ, but that is just the beginning. I cannot wait to share God’s Word with you. However, who would like to put up today’s puzzle piece before we go any further?” Remind the children that all Bible stories fit together perfectly into one big story about God.

**TRANSITION:** Say, “Before we read today’s Scripture, let’s play a game together!”

## ENGAGE — 10 MINUTES

**MATERIALS:** | Music & Music Player | Speaker (optional) |

Say, “Today, we are going to play a game where you get to move and dance all around the room! It’s called Freeze Dance! Are you ready?”

**GAME GOAL:** To follow directions by dancing while the music is on and freezing when it is off.

### HOW TO PLAY:

1. Explain that when the music starts, the children will dance freestyle to the music.
2. Then, when the music stops, all the players must FREEZE in whatever position they are in.
3. They must remain frozen until the music restarts. When the music begins again, all the players dance.



AS AN ALTERNATIVE TO PLAYING YOUR OWN MUSIC, YOU CAN USE “PARTY FREEZE DANCE - THE KIBOOMERS PRESCHOOL SONGS FOR CIRCLE TIME” ON YOUTUBE.

**TRANSITION:** “Great job! I love seeing you all dance, but now are you ready to hear what God’s Word has to say about you? It’s excellent news, which is why we joyfully danced! Now, let’s open our Bibles and see what we can learn today!”

## LEARN — 15 MINUTES

Ask, “What is something you love to do? [Pause for answers and give your own example.] Wow, that sounds amazing, but as awesome as all of that is, did you know that God, the One who created the world, the animals, and even you and me, invites us to be His friend? That is better than anything else we could ever do!

“Did you also know that God wants us to enjoy Him? What do you think it means to ‘enjoy God?’ [Pause for responses.] I love your answers! Yes, to ‘enjoy God’ means that we have a great time [fun] when we are with Him. When we are praying, or learning about Him, or singing songs to Him, or even telling others about Him, we can ‘enjoy Him.’ One of the special reasons we can enjoy God so much is that when we love Jesus and follow Him, God makes us His children! Let’s see what God’s Word has to say about that!” Read Romans 8:15-17 (ICB).

**<sup>15</sup> The Spirit that we received is not a spirit that makes us slaves again to fear. The Spirit that we have makes us children of God. And with that Spirit we say, "Father, dear Father." <sup>16</sup> And the Spirit himself joins with our spirits to say that we are God's children. <sup>17</sup> If we are God's children, then we will receive the blessings God has for us...**

Say, "When we ask Jesus to live in our hearts, He makes us His sons and daughters. He gives us the Holy Spirit to remind us that God is a good Father who loves us and takes care of us. The Holy Spirit is patient and kind and helps us obey and enjoy our Heavenly Father."

**TRANSITION:** Say, "Whenever you think of God, I hope you will remember that He loves you very much and wants to make you His child, and nothing will ever make you happier than knowing Him!"

## DISCUSS — 10 MINUTES

Say, "Let's talk more about what we just heard."

### 1. What do you think it means to be God's child?

Response: Answers will vary.

### 2. How does the Holy Spirit help God's children?

Response: The Holy Spirit lives inside all of God's children. He helps us love and obey God.

### 3. Why do you think we call God our 'good Father'?

Response: Answers will vary.

### 4. What are some ways you can get to know God and enjoy Him?

Response: Examples include praying, learning about Him, singing songs to Him, telling others about Him, etc.

### 5. What does this lesson teach us about God?

Response: God wants us to be His children. God loves us. God made us to enjoy being His child, etc.

**TRANSITION:** Say, "Thank you for a great discussion! What a joy it is to know that as followers of Jesus, we are God's children, and He is our Father!"

## RESPOND — 15 MINUTES

**MATERIALS:** | 3" x 3" x 3" Cardboard Boxes (1 per child) | God Enjoys Activity Page (3-4 squares per child) | Stickers | Markers | Watercolor Paints (1 set per child) | Paint Brushes (1 per child) |

Say, "We've been talking about how God made us to enjoy Him, but did you know that there are things God enjoys too? What things do you think bring a smile to God's face? [Examples: YOU, families, animals, songs about Him, etc.] Yes! Today, we will create a box showing some of the things God enjoys [makes Him smile]. Let's get started!"



BE SURE TO PURCHASE SMALL SQUARE GIFT BOXES AT A CRAFT STORE OR AMAZON.COM EARLIER IN THE MONTH. BEFORE THE CHILDREN ARRIVE, PRE-FOLD THE BOXES AND CUT OUT THE PICTURE SQUARES.

**INSTRUCTIONS:**

1. Give each child a box, and make the other craft supplies available (stickers, markers, and paint).
2. Encourage everyone to decorate their boxes with the provided supplies.
3. Then, have the children choose 3-4 of the picture squares.
4. Next, they should color the squares and put them inside their boxes.
5. If you have extra picture squares, send them home with the children so they can continue adding to their boxes.

**TRANSITION:** Say, "Let your 'Enjoyment Box' serve as a reminder that we have been created to enjoy and worship God."



HELPING CHILDREN UNDERSTAND THAT GOD IS A PERSONAL GOD IS ONE OF THE MOST IMPORTANT THINGS FOR THEM TO LEARN. AS YOU HELP THE CHILDREN WORK ON TODAY'S CRAFT, EMPHASIZE THAT CHRISTIANS CAN KNOW AND HAVE A RELATIONSHIP WITH OUR HEAVENLY FATHER. GIVE THE CHILDREN EXAMPLES OF HOW THEY CAN SEEK GOD AND GET TO KNOW HIM. IF YOU HAVE A STORY ABOUT YOUR FRIENDSHIP WITH GOD, INCORPORATE THAT INTO THE CONVERSATION.

**MEMORIZE — 5 MINUTES**

Say, "This month, our memory verse comes from John 14:6. Jesus is 'the way, the truth, and the life.' This is our last week practicing this verse. Who would like to lead us in the words and motions?" Allow a volunteer to lead the recitation. Congratulate them on leading, no matter how they do!

*"Jesus answered, (touch the middle of each palm with your index finger) 'I am the way. (extend both arms out towards you a forward motion) And I am the truth (hold hands together like a book) and the life (bring your hands close to your heart). The only way to the Father is through me. (point to the sky)'"*  
**John 14:6 (ICB)**

**REFLECT — 5 MINUTES**

Say, "Jesus adopts us as His children when we begin to follow Him, and He gives us the Holy Spirit to help us obey Him, love Him, and enjoy Him. Let's thank God for being so good to us."

**SAMPLE PRAYER:** *"God, thank You for being SO good and giving us the chance to be Your children. Help us learn how to enjoy You and understand how much You love us. Amen."*

**RELEASE —**

Have the children share one thing they enjoy about God. You can also sing your favorite songs from this unit.





