

# SHARING YOUR FAITH



# SHARING YOUR FAITH

## BONUS LESSON

**WRITER - SUMMER SNEED**

**MANAGING EDITOR - KRISTI CAIN**

**EDITOR (PRE-K) - JENNIFER MCGHEE**

**EDITOR - TIFFANY TRAINOR**

**DESIGNER - ALLIE WAYNE**



© 2020 INTERNATIONAL PENTECOSTAL HOLINESS CHURCH  
2020 INTERNATIONAL PENTECOSTAL HOLINESS CHURCH

# SHARING YOUR FAITH

## PREPARATION GUIDE

### BONUS LESSON - PRE-K

This week you will teach the children about how they can share their faith. This is one of our greatest privileges as Christians – the opportunity to share the good news of Jesus! Before they tell others about Jesus, we must help them articulate what they believe and why they believe it. Today we remind kids that the “good news” is that Jesus came to earth, died on the cross for our sins, and then rose from the dead.

### WEEK 1

**LESSON MATERIALS:** | *Sheep Activity Page* (1 per class) | *Sheep Nose Activity Page* (1 nose per child) | Double-Sided Tape | Blindfolds (1-2 per class) | *Circles Activity Page* (1 set per child) | *Big Idea Note Activity Page* (1 note per child) | Black Construction Paper (See Prep Note for Quantity) | Glue | Crayons | *We Can Share Our Faith Calendar Activity Page* (1 per family) | *Family Guide Activity Page* (1 per family) | *Memory Methods Activity Page* (1 per family) |

# SHARING YOUR FAITH

## BIBLE PASSAGE

Acts 8:26-39 (ICB)

## BIG IDEA

I can tell others about Jesus

## MEMORY VERSE

“Jesus said to the followers, ‘Go everywhere in the world. Tell the Good News to everyone.’”

**Mark 16:15 (ICB)**

## LESSON MATERIALS

| *Sheep* Activity Page | *Sheep Nose* Activity Page | Double-Sided Tape | Blindfolds |  
*Circles* Activity Page | *Big Idea Note* Activity Page | Black Construction Paper | Glue | Crayons |  
*We Can Share Our Faith Calendar* Activity Page | *Family Guide* Activity Page |  
*Memory Methods* Activity Page |

## GREET — 15 MINUTES

Connection questions to ask as the children arrive:

1. What do you like to talk about with your friends?
2. When something good happens, who do you want to tell about it?

## WORSHIP — 10 MINUTES

Today you will teach the children about how they can share their faith. Before they tell others about Jesus, we must help them articulate what they believe and why they believe it. Worship helps with this process when you choose songs that focus on the truth of who Christ is. Praising God also strengthens and renews their faith as they sing words that remind them of the gospel—the Good News.

We recommend singing “This Little Light of Mine” by Northview Kids with today’s lesson.



HAVE THE CHILDREN HELP YOU CREATE A LIST OF THEIR FAVORITE WORSHIP SONGS. THEN, USE A SERVICE LIKE YOUTUBE OR SPOTIFY TO CREATE A PLAYLIST YOU CAN SHARE WITH FAMILIES SO THEY CAN PRACTICE THE SONGS AND WORSHIP TOGETHER AT HOME.

## PRAY — 5 MINUTES

Gather the children for prayer.

**SAMPLE PRAYER:** *Dear God, thank You for loving us so much that You sent Jesus to save us. Please teach us how to tell others about Jesus so they can become part of God’s family too. We love You. Amen.*

## REVIEW – 5 MINUTES

**BACKGROUND:** Say: “Today, we will learn to tell others about Jesus! Jesus came to Earth to save us, and when He died on the Cross, He died for you and me. Because of all He did, we can become a part of God’s family, and one day, we will live with Him in Heaven. That’s great news! After Jesus rose from the dead, He met with His disciples and friends and told them what He wanted them to do. They were to tell others the good news about Him [we call this “good news” the gospel] wherever they went, whether in their hometowns or faraway places. Christ’s command was not just for these first Christians, however. Jesus wants all His disciples [this includes us!] to share the gospel so that others will hear the truth and know Jesus for themselves. Today’s story is about one of Jesus’ disciples who followed Jesus’ instructions. I can’t wait to share this with you, but first, let’s play a game!”

There is no puzzle piece for today’s Bonus Lesson.

**TRANSITION:** Say, “Before someone told you about Jesus, you didn’t know how much He loves you or about all the wonderful things He has done for you. That means you couldn’t ‘see’ the truth. Today, we’re going to play a game called *Pin the Nose on the Sheep* to remind us how important it is to see!”

## ENGAGE – 10 MINUTES

**MATERIALS:** | *Sheep* Activity Page (1 per class) | *Sheep Nose* Activity Page (1 nose per child) | Double-Sided Tape | Blindfolds (1-2 per class) |



CUT OUT THE SHEEP NOSES (1 PER CHILD) FROM THE *SHEEP NOSE* ACTIVITY PAGE BEFORE CLASS BEGINS. PUT DOUBLE-SIDED TAPE ON THE BACK OF EACH NOSE AND SET TO THE SIDE.

**GAME GOAL:** To pin the nose on the sheep’s face while blindfolded

### HOW TO PLAY:

3. Post the Sheep image on the wall at the children’s level.
4. Have the children line up facing the Sheep image.
5. One by one, blindfold the children, spin them around, and have them attempt to tape (or “pin”) the nose on the sheep’s face.
6. The child who gets their nose closest to the correct spot on the sheep’s face is the winner.

**TRANSITION:** Say, “Wow! Everyone did a great job with our game! Knowing where to put the sheep’s nose while you are blindfolded was tough. It would have been much easier if you could have used your eyes! Being able to see is so important! I’m glad God helped us ‘see’ the truth about Jesus. Aren’t you?”

## LEARN – 15 MINUTES

Say, “So many people are blind to the truth of who Jesus is because no one has ever shared the gospel with them. The same was once true for you and me. Someone had to tell us the good news for us to

understand who Jesus is and what He has done for us. Today, we're going to read a story about a man named Phillip who shared his faith with a man who was then changed forever. Let's open our Bibles and read together." Read Acts 8:26-39 (ICB).

**<sup>26</sup> An angel of the Lord spoke to Phillip. The angel said, "Get ready and go south. Go to the road that leads down to Gaza from Jerusalem—the desert road." <sup>27</sup> So Phillip got ready and went. On the road he saw a man from Ethiopia, a eunuch. He was an important officer in the service of Candace, the queen of the Ethiopians. He was responsible for taking care of all her money. He had gone to Jerusalem to worship, and <sup>28</sup> now he was on his way home. He was sitting in his chariot and reading from the book of Isaiah, the prophet. <sup>29</sup> The Spirit said to Phillip, "Go to that chariot and stay near it." <sup>30</sup> So Phillip ran toward the chariot. He heard the man reading from Isaiah, the prophet. Phillip asked, "Do you understand what you are reading?" <sup>31</sup> He answered, "How can I understand? I need someone to explain it to me!" Then he invited Phillip to climb in and sit with him. <sup>32</sup> The verse of Scripture that he was reading was this: "He was like a sheep being led to be killed. He was quiet, as a sheep is quiet while its wool is being cut. He said nothing. <sup>33</sup> He was shamed and was treated unfairly. He died without children to continue his family. His life on earth has ended." <sup>34</sup> The officer said to Phillip, "Please tell me, who is the prophet talking about? Is he talking about himself or about someone else?" <sup>35</sup> Phillip began to speak. He started with this same Scripture and told the man the Good News about Jesus. <sup>36</sup> While they were traveling down the road, they came to some water. The officer said, "Look! Here is water! What is stopping me from being baptized?" <sup>37</sup> [Phillip answered, "If you believe with all your heart, you can." The officer said, "I believe that Jesus Christ is the Son of God."] <sup>38</sup> Then the officer commanded the chariot to stop. Both Phillip and the officer went down into the water, and Phillip baptized him. <sup>39</sup> When they came up out of the water, the Spirit of the Lord took Phillip away; the officer never saw him again. The officer continued on his way home, full of joy.**

Say, "Wow! What an incredible story of how Phillip shared the gospel with this man who served the Queen of Ethiopia. Ethiopia is a country far from Israel, but Phillip didn't have to travel to Ethiopia to share the good news about Jesus. He was just walking down a road near the city where he lived when he met this man. God spoke to Phillip and told him to go near the man's chariot. As he got closer, Phillip realized the man was reading from the Old Testament about how a man would suffer and die for the sins of everyone in the world. The man from Ethiopia was confused about what he was reading. He needed someone to explain it to him! "



BE SURE TO POINT OUT THAT THE SPIRIT SPOKE TO PHILLIP, TOLD HIM TO STAND BY THE ETHIOPIAN'S CHARIOT AND PHILLIP OBEYED HIM. TELL THE KIDS THAT THE HOLY SPIRIT SPEAKS TO US TODAY, GUIDES US, AND HELPS US TELL OTHERS ABOUT JESUS. ALL WE HAVE TO DO IS BE WILLING TO LISTENING AND OBEY.

Ask, "Who do you think the Ethiopian was reading about? Who died for our sins? [Allow for responses.] Yes! Jesus died for our sins. But this man had never heard about Jesus. It's a good thing Phillip was nearby! Phillip told the man that those words were about Jesus. Phillip helped the man see that Jesus had come to die and save him too! This man believed what Phillip said and decided to become a Christian right then!"

Ask, "I wonder how that man felt when he heard about Jesus for the first time. Do you think Phillip was excited to tell this man about Jesus? Why or why not?" (Allow for responses.)

Say, “The Bible does not tell us what happened to this man after he heard the gospel. However, the Ethiopian Church records that the man returned to his home country and shared his new faith in Jesus with his friends and family. The people there, in Ethiopia, believed in Jesus, and today you will find many churches and Christians in Ethiopia! As far as we can tell, all of this started because Phillip stopped to tell this man about Jesus. It’s incredible to think about what God can do if we obey Jesus and share our faith!”



USE THE CHILDREN’S NAMES OFTEN. FOR EXAMPLE, ADD A CHILD’S NAME TO YOUR TEACHING: “CAROLINE, WOULD YOU BELIEVE THIS ETHIOPIAN MAN MAY HAVE BEEN THE FIRST MISSIONARY TO AFRICA?” INCORPORATING A CHILD’S NAME INTO YOUR TEACHING CAN HELP STUDENTS REFOCUS AND FEEL SEEN. ALWAYS ATTEMPT TO DRAW A CHILD BACK INTO YOUR LESSON IN AN ENCOURAGING MANNER BEFORE NEGATIVELY ADDRESSING BEHAVIOR.

Ask, “Have you ever told someone about Jesus? Tell us about it. Were you nervous or excited to share the gospel with them?” (Allow for responses.)

Say, “We share our faith with others when we use our words to tell them about Jesus, but we can also show people the love of Jesus by treating others with kindness. When we are kind to people, they are more interested in listening to us when we have something important to tell them. And telling others about Jesus is super important, isn’t it? So, let’s remember to tell and show people Jesus’ love.

## JOINING TO JESUS

JESUS WAS CONSTANTLY TELLING OTHERS ABOUT GOD. THIS WAS A JOYFUL THING FOR JESUS BECAUSE HE LOVED HIS FATHER VERY MUCH AND KNEW HIM VERY WELL. WE CAN ALSO HAVE A CLOSE AND LOVING RELATIONSHIP WITH GOD BECAUSE JESUS MADE A WAY FOR US WHEN HE DIED ON THE CROSS. WHEN WE STAY CLOSE TO GOD, WE ARE CHANGED INTO LOVING, AND KIND PEOPLE AS THE HOLY SPIRIT MAKES US MORE LIKE JESUS.

### DISCUSS — 10 MINUTES

Say, “Today’s lesson was amazing! Let’s talk about it together.”

1. **What book did the Ethiopian man want to understand?**  
RESPONSE: The Bible
2. **Who explained the Bible and told the Ethiopian man about Jesus?**  
RESPONSE: Phillip
3. **What did the Ethiopian man want to do after he heard about Jesus?**  
RESPONSE: He wanted to become a Christian.
4. **Who told you about Jesus?**  
RESPONSE: Answers will vary.
5. **Can you tell others about Jesus?**  
RESPONSE: Yes, you can!

## 6. What did you learn about God in today's lesson?

Response: God wants me to tell others about Jesus. God will help me share the gospel. God is loving. God is kind, etc.

**TRANSITION:** Great discussion! Now, let's work on a craft that will help us remember our story and tell others about Jesus!

## RESPOND — 10 MINUTES

**MATERIALS:** | *Circles* Activity Page (1 set per child) | *Big Idea Note* Activity Page (1 note per child) | Black Construction Paper (See Prep Note for Quantity) | Glue | Crayons | Black Marker |



BEFORE CLASS BEGINS, CUT THE BLACK CONSTRUCTION PAPER IN HALF LENGTHWISE. EACH CHILD WILL NEED ONE BLACK PAPER STRIP. NEXT, PRINT AND CUT OUT THE BIG IDEA NOTES (1 PER CHILD) FROM THE BIG IDEA ACTIVITY PAGE. ADDITIONALLY, CUT OUT 1 SET OF CIRCLES PER CHILD. (EACH SET OF CIRCLES INCLUDE 1 "GO" CIRCLE AND 2 BLANK CIRCLES.)

Say, "Today's lesson teaches us to always to be ready to tell others about Jesus. Today we'll make traffic lights with a special note on the back. These lights will remind us that we are never too little to "GO and tell others about Jesus."

### INSTRUCTIONS:

1. Give each child a black paper strip, a Big Idea note, and 1 set of circles. Make the glue and the red, yellow and green crayons available to everyone.
2. Explain that they will make a traffic light by gluing the 3 circles on their black strip of paper. The "GO" circle will be at the bottom.
3. When they finish this step, help the kids color the top circle red, the middle circle yellow and the bottom "GO" circle green. It may be best to do this one circle at a time with preschoolers.
4. Next, they should turn their stoplight over and glue the Focus Verse note to the back of their paper.
5. Finally, have the children color the Focus Verse note if you have extra time.

Say, "You have done a great job making today's craft. The stoplight reminds us of something super important: 'I can GO [point to the green light] and tell others about Jesus!' We don't have to wait until we are grownups to let others know how much Jesus loves them. You are a disciple too! And so, you can tell others about Jesus too!"

## MEMORIZE — 5 MINUTES

Say, "Today, we are learning a verse that reminds us that **we can share our faith in Jesus!** It's a short verse, but we only have one week to learn it, so let's get going!"



**Jesus** [make sign language for “Jesus”] **said to the followers, “Go everywhere** [point index finger ahead] **in the world** [make a large circle shape with your hands]. **Tell** [cup your hands to your mouth as if shouting] **the Good News** [put two thumbs up] **to everyone** [point to several people in the class]. **Mark 16:15 (ICB)**

**Challenge:** Once you have said the verse together a few times, continue practicing with silly voices. Have the children suggest voices or use some of our favorites: robot, giant, British accent, squeaky mouse, baby, and monster.

## REFLECT — 5 MINUTES

Say, “Today, we learned about a man named Phillip who bravely shared his faith. By obeying Jesus, Phillip changed the Ethiopian’s life forever. Remember, you are never too little to tell somebody about Jesus. Who knows, you just might help change their life too!”

**SAMPLE PRAYER:** Thank You, Father, for sending Your Son, Jesus, to save us. This is truly ‘good news!’ Please help us tell others about Jesus so they can be a part of God’s wonderful family. We love You so much! Amen.


## RELEASE —







**MATERIALS:** | *We Can Share Our Faith Calendar Activity Page* (1 per family) | *Family Guide Activity Page* (1 per family) | *Memory Methods Activity Page* (1 per family) |


If there is extra time, replay the game, finish the craft, or continue working on the memory verse. When parents or caregivers arrive, give them a copy of the *We Can Share Our Faith Calendar Activity Page*, *Family Guide Activity Page* and the *Memory Methods Activity Page* and explain that it is a resource to help their family intentionally share the love of Jesus with others.

# PIN THE NOSE ON THE SHEEP











**I can tell others**

**about Jesus**



**I can tell others**



**about Jesus**







**I can tell others**



**about Jesus**

# WE CAN SHARE OUR FAITH

<b>MONTH:</b> _____	<b>HOW:</b> _____ Do a Kind Deed _____ Give Encouragement (verbal or written) _____ Invite to Play _____ Help a Specific Need _____ Invite for a meal/sit with them at Lunchtime _____ Share Something Jesus has done for You Other Ideas: _____ _____
<b>WHO:</b> 1. _____ 2. _____ 3. _____	 

<b>MONTH:</b> _____	<b>HOW:</b> _____ Do a Kind Deed _____ Give Encouragement (verbal or written) _____ Invite to Play _____ Help a Specific Need _____ Invite for a meal/sit with them at Lunchtime _____ Share Something Jesus has done for You Other Ideas: _____ _____
<b>WHO:</b> 1. _____ 2. _____ 3. _____	 

<b>MONTH:</b> _____	<b>HOW:</b> _____ Do a Kind Deed _____ Give Encouragement (verbal or written) _____ Invite to Play _____ Help a Specific Need _____ Invite for a meal/sit with them at Lunchtime _____ Share Something Jesus has done for You Other Ideas: _____ _____
<b>WHO:</b> 1. _____ 2. _____ 3. _____	 

<b>MONTH:</b> _____	<b>HOW:</b> _____ Do a Kind Deed _____ Give Encouragement (verbal or written) _____ Invite to Play _____ Help a Specific Need _____ Invite for a meal/sit with them at Lunchtime _____ Share Something Jesus has done for You Other Ideas: _____ _____
<b>WHO:</b> 1. _____ 2. _____ 3. _____	 

# WE CAN SHARE OUR FAITH

## Family Guide

**Dear Parents/Caregivers,**

This week we learned about the importance of sharing our faith in Christ. We talked about how the gospel is good news. Because of Jesus, we are offered forgiveness, salvation, and eternal life. Our memory verse comes from Mark 16:15, and it's Jesus' command for His followers to go everywhere and tell the good news to everyone. Because we are Jesus' disciples, this command is for us too! So, we are sending a couple of special resources home today.

We hope that our Rooted families will joyfully teach their children to share the gospel AND grow in becoming families who enthusiastically share Christ's abundant love. You will need the Holy Spirit to transform your hearts, so begin by praying that God will give your family HIS love for unsaved family, friends, and neighbors. Our hope is that these resources will help your family become a family that shares the good news of Jesus on a daily basis.

### **WE CAN SHARE OUT FAITH CALENDAR**

The first resource is a faith-sharing planning calendar for your family. We encourage you to use this calendar to plan how your family can share your faith with friends and family members who do not know Jesus.

In class this week, your child wrote down a list of names. These names represent people they would like to share their faith with. We hope each person in your family will add names to this list. Then, together, decide "WHO" you will focus on each month. After you choose who you plan to intentionally share the love of Christ with each month, pray and talk about "HOW" God wants you to do that. We've offered a few suggestions, but there's additional space to include your family's unique and creative ideas.

### **WE CAN SHARE OUT FAITH MEMORY METHODS**

You can give your children added confidence in sharing Jesus by teaching them simple methods of evangelism. We've compiled some of our favorites. We do believe that sharing the gospel is better when it flows from our personal relationship with Christ and we allow the Holy Spirit to lead us, but these methods are a good starting point for kids.

Finally, be sure to take time to share your testimony with your child. We believe this will make these gospel-sharing projects more meaningful. Children need to hear how their parents came to Christ. We also hope that with these resources and the guidance of the Holy Spirit, your family will make it a part of your lifestyle to share your faith with others.

With you on this journey,

*Family Guide Activity Page*

# WE CAN SHARE OUR FAITH

## Memory Methods

**“Jesus said to the followers, ‘Go everywhere in the world. Tell the Good News to everyone.’” Mark 16:15**

1. **Gospel Colors:** Teach children to share the gospel by connecting colors to different parts of God’s story. Once they learn the colors, they can use this tool in a variety of ways. The five basic colors are:
  - **Yellow** - Represents Heaven, the place Jesus is preparing for us.
  - **Black** - Represents our sin, for we all sin and fall short of God’s glory and holiness.
  - **Red** - Represents Jesus’ blood that paid for our sins.
  - **White** - Represents Christ’s forgiveness that He freely gives if we ask.
  - **Green** - Represents our growth in Christ to become more and more like Him.

Wordless Books, Wordless Book Paper Airplanes, Salvation Bracelets, and Backpack Message Pulls are examples of methods that utilize the “gospel colors.” An online search will provide these resources and more. Because most of these ideas involve making a craft, make these together and then discuss which ones they would be most comfortable utilizing.

2. **The Gospel in Your Hands:** We appreciate this gospel-sharing method for its simplicity and accessibility. (You are never without your fingers and hands!) Instead of colors, the children will connect parts of God’s story with simple hand actions:
  - **Thumbs** - Reminds us that each of us have sinned including “me.” (Point to yourself with your thumbs.)
  - **“X” Index Fingers** - Reminds us of the cost for our sin, which is death. (Cross your two index fingers to make an “X.”)
  - **Cross Index Fingers** - Reminds us that Jesus died on the cross for our sins and took our place. (Turn your index fingers from the “X” position to make a cross.)
  - **2 Hands Together** - Remind us that if we confess our sins and believe in Jesus, we will be saved. (Make praying hands.)
  - **2 Hands Move Upward** - Reminds us that one day we will live forever in Heaven with Jesus. (Move your praying hands toward heaven.)



**3. Romans Road:** Older children can be taught specific Bible passages to help them understand the gospel and share it with others. The Romans Road does this by going through verses in Romans that outline the gospel. You can resources online that will help you and your family learn The Roman's Road. Here are the primary texts:

- **Romans 3:23** - All Have Sinned
- **Romans 6:23a** - The Cost of Sin is Death
- **Romans 5:8** - Christ Died for Our Sin
- **Romans 6:23b** - Christ's Gift of Eternal Life
- **Romans 10:9-10** - Confess and Believe = Salvation

**4. Family Hospitality:** Talk with your children about how you can love your neighbors and friends by welcoming them into your home and your lives. Be assured that God has placed specific people in your lives for a purpose. This is a great way to share the gospel with your friends, family and neighbors.