

GOD IS FAITHFUL



GOD IS FAITHFUL

YEAR 3, UNIT 5

WRITER - AMY VEDANTHAM
MANAGING EDITOR - KRISTI CAIN
EDITOR (PRE-K) - JENNIFER MCGHEE
EDITOR - TIFFANY TRAINOR
DESIGNER - ALLIE WAYNE



GOD IS FAITHFUL

MONTHLY PREPARATION GUIDE

YEAR 3, UNIT 05 - PRE-K

What we believe to be true about God affects our ability to know Him, relate to Him, and share Him with others. That's why we have decided to spend the next few months focusing on what God's Word says about His character. This month we are focusing on the fact that **God is Faithful**. We will dive into God's Word to discover that everything God says is true and that He will never leave us.

WEEK 1

LESSON MATERIALS: | Puzzle Piece | Masking Tape | Blindfolds (1 per pair) | Blue Plastic Cups (1 per child) | *Ascension* Activity Page (1 per child) | Cardstock | Glue | Yarn or Ribbon | Scissors | Crayons |

WEEK 2

LESSON MATERIALS: | Puzzle Piece | Large Marshmallows (1 per pair) | Chopsticks or Straws (2 per team) | Bowls (1 per team) | Bible | Blanket | Cup with Coins | Additional Bible Props (optional) | Construction Paper Strips (3 - 8.5" pieces per child) | Crayons | Glue | *Jumping Man* Activity Page (1 image per child) |

WEEK 3

LESSON MATERIALS: | Puzzle Piece | *Boldness Badge* Activity Page (1 badge per child) | Cardstock | Glitter | Sequins | Glue | Markers | 1" Thick Ribbon (3" length per child) | Safety Pins | Baskets (1 per team) | Small Balls (1 per team) |

WEEK 4

LESSON MATERIALS: | Puzzle Piece | *Prayer Book Cover* Activity Page (1 per child) | Cardstock | White Paper (3 per child) | Crayons | Stapler | Pens or Pencils |

GOING ALL OUT

BIBLE PASSAGE

Acts 1:1-11 (ICB)

BIG IDEA

God is Faithful

FOCUS VERSE

“So know that the Lord your God is God. He is the faithful God. He will keep his agreement of love for a thousand lifetimes. He does this for people who love him and obey his commands.”

Deuteronomy 7:9 (ICB)

LESSON MATERIALS

| Puzzle Piece | Masking Tape | Blindfolds | Blue Plastic Cups | *Ascension* Activity Page | Cardstock | Glue | Yarn or Ribbon | Scissors | Crayons |

GREET — 15 MINUTES

Connection questions to ask as the children arrive:

- Is there a rule you don't like at school or home?
- Is there something grown-ups do that you wish you could do?

WORSHIP — 10 MINUTES

Ask yourself, “What is God like?” What we believe to be true about God affects our ability to know Him, relate to Him, and share Him with others. It is one of the most foundational questions we can help our children answer. And the only place we can go for that truth is the Bible. So, we've decided to spend the next few months focusing on what God's Word says about His character. If you're following our recommended sequence, you'll notice that each of the following units highlights one unique thing about who God is. For example, we'll explore His holiness, mercy, and goodness, beginning this month with God's faithfulness.

Perhaps you think that the word “faithful” is complex for PreK children; indeed, it is a big word! But we serve a big God who can reveal Himself to children (and the rest of us) in miraculous ways. So, prayerfully present this truth to your kids and expect God to help them understand His nature in ways that will set them on a path of knowing and loving Him forever.

Say, “**God is faithful.** That means that God will never forget you and never leave you. He will always be with you. Isn't that wonderful? Let's sing to Him this morning and thank Him for being our faithful God.”

This month's theme songs are "Faithful" by Gateway Kids Worship and "Great is Thy Faithfulness" by Lifetree Kids. Both are available on YouTube.

PRAY — 5 MINUTES

Say: "Let's take a few moments to pause and pray together. Does anyone have a prayer request they would like to share?"

Sample Prayer: *Heavenly Father, thank You for Your promises and love. Your Word says that You will never leave me or forget me. Help me believe that with my whole heart, and help me understand what You want me to learn today. I love You. Amen.*



MAKE A NOTE OF THE REQUESTS THE CHILDREN SHARE. PRAY FOR THEM DURING THE WEEK, AND THEN FOLLOW UP WITH THE KIDS ABOUT THEIR NEEDS. THIS WILL ENCOURAGE A DEEPER CONNECTION WITH THE CHILDREN AND HELP THEM SEE GOD AT WORK IN THEIR LIVES.

REVIEW — 5 MINUTES

MATERIALS: | Puzzle Piece |

BACKGROUND: Say, "Today, we will hear the story of Jesus' return [or ascension] to Heaven. We will also learn something important about who God is - **God is faithful**. Do you remember what that means? [Allow for responses.] Yes! It means that He will never forget us. He will always be with us. This month, our Focus Verse comes from Deuteronomy 7:9, reminding us of this truth about God: 'So know that the Lord your God is God. He is the faithful God. He will keep his agreement of love for a thousand lifetimes. He does this for people who love him and obey his commands.' I love how this verse tells us about who God is. For example, it says **God is faithful**. I will reread the verse, and when I am finished, I want you to tell me what else it says about God. Are you ready?"

Reread the verse. Ask, "What else did we learn about God from those words? [Allow for responses.] Those are great answers! I can't wait to hear what we can learn from God's Word, but right now, who is ready to play a game? Great! Let's post our puzzle piece, and we'll start!"



GIVE ALL THE CHILDREN AN OPPORTUNITY TO DO "JOBS," LIKE POSTING THE PUZZLE PIECE, BY CREATING A CLASS ROTATION THAT YOU PUT ON THE WALL. CREATE SEVERAL REGULAR RESPONSIBILITIES SUCH AS 1) CRAFT ASSISTANT (PASSES OUT RESPOND CRAFT SUPPLIES), 2) PUZZLE PIECE ASSISTANT (POSTS THE WEEKLY PUZZLE PIECE), 3) BIBLE ASSISTANT (PASSES OUT CLASS BIBLES), 4) TIDYING ASSISTANT (HELPS CLEAN UP AFTER GAMES AND CRAFTS). THEN, CREATE INDIVIDUAL STRIPS OF PAPER WITH EACH CHILD'S NAME (REMEMBER TO ADD NEW MEMBERS AS THEY ATTEND) AND ROTATE THE NAMES THROUGH THE JOB LIST EACH WEEK. LAMINATE THE LIST AND THE NAME STRIPS IF POSSIBLE. ADDITIONALLY, IF YOU HAVE A NEW CHILD ATTEND, INCLUDE THEM BY SAYING SOMETHING LIKE, "WE'RE SO GLAD YOU'RE HERE TODAY! NEXT WEEK, I'LL HAVE A SPECIAL JOB FOR YOU TOO!"

ENGAGE — 15 MINUTES**MATERIALS:** | Masking Tape | Blindfolds (1 per pair) |

BEFORE CLASS, USE THE MASKING TAPE TO CREATE A MAZE ON THE FLOOR. GO OUTSIDE IF YOU CAN!

Say, “We’re going to play a game called *Walk by Faith*.”

GAME GOAL: To complete the game course while blindfolded by carefully listening to one’s teammate

HOW TO PLAY:

1. When you are ready to begin, group the kids in teams of two. Give one blindfold to each pair. The team decides which person will be blindfolded.
2. Each pair will follow the course with the non-blindfolded person walking in front and instructing their blindfolded partner where to walk. However, they may not touch their partner; they can only speak to them. (Space your teams apart, so they are not bumping into one another.)
3. If the team steps off the game course, they must return to the beginning.
4. After the team completes the course, they should switch roles.
5. The team that successfully makes it through the course twice wins.

TRANSITION: Say: “You had to trust your partner to make it through the course, didn’t you? So much of our faith is about trusting God. The incredible thing is that God is faithful, and when we trust Him, He will ALWAYS lead us in the right direction.”

LEARN — 15 MINUTES

Say: “Our lesson is from the Book of Acts in the Bible. [Show the children where you find Acts.] When today’s story starts, Jesus had already died on the Cross and risen from the dead. Now He was spending 40 days with His disciples. He wanted them to know He was alive. He also wanted to make sure His followers believed that God is faithful and would keep His promise to always be with them. Let’s start in Acts 1:4-6 [ICB] to pick up our story.” Read the verse aloud:

⁴ Once when he was eating with them, he told them not to leave Jerusalem. He said, “The Father has made you a promise which I told you about before. Wait here to receive this promise. ⁵ John baptized people with water, but in a few days you will be baptized with the Holy Spirit. ⁶ The apostles were all together. They asked Jesus, “Lord, are you at this time going to give the kingdom back to Israel?”

Say, “You see, the disciples thought Jesus would make a new kingdom on Earth. Does anyone know what a kingdom it? Can you explain it to me? [Allow for responses.] Yes! That’s what they thought Jesus was going to create, but they didn’t realize that He had a bigger and better plan. He was inviting them to make Him the King of their hearts, and one day they would live with Him in a forever Kingdom in Heaven. Until then, though, Jesus had a special work for His disciples to do. Let’s keep reading to find out more.” Read Acts 1:7-8 (ICB).

7 Jesus said to them, “The Father is the only One who has the authority to decide dates and times. These things are not for you to know. 8 But the Holy Spirit will come to you. Then you will receive power. You will be my witnesses—in Jerusalem, in all of Judea, in Samaria, and in every part of the world.”

“The same power that made Jesus alive again would be given to the apostles! God was going to use them to bless the nations of the world.” Read Acts 1:9-11.

9 After he said this, as they were watching, he was lifted up. A cloud hid him from their sight. 10 As he was going, they were looking into the sky. Suddenly, two men wearing white clothes stood beside them. 11 They said, “Men of Galilee, why are you standing here looking into the sky? You saw Jesus taken away from you into

Say, “Jesus was going back to Heaven to take His place with God the Father. He was and is better than the king His followers hoped He would be. He is the everlasting King that God promised David in the Old Testament, and now He was seated on the throne of God!

“God kept His promise to His people, and now we can trust His promise to return because **He is faithful.**”

“Before Jesus left, He gave His friends [disciples] two instructions. The first direction was to wait in Jerusalem until the Holy Spirit came to them. Then, after they received the Holy Spirit, they were to tell others the Good News of Jesus.”

TRANSITION: Say, “Jesus did return to heaven that day, but God’s story wasn’t [and isn’t] finished. An exciting new chapter was just beginning.”

DISCUSS — 10 MINUTES

Say: “The amazing thing about the book of Acts is that it’s a story that doesn’t end. It keeps going and going. We can trust God to do everything He said He would do.”

1. What did Jesus’ friends (disciples) think He was going to do?

Response: They thought He was going to create a kingdom.

2. Were they right?

Response: They were partially correct. He wasn’t going to make an ordinary kingdom on Earth. Instead, He was returning to Heaven to make a forever Kingdom.

3. Was God going to leave them all alone?

Response: No. *God is faithful.* He was sending the Holy Spirit to be with them.

4. What special jobs did Jesus give His friends?

Response: Jesus told His friends to wait for the Holy Spirit to come and then to tell others the Good News about Him.

5. What have you learned about God today?

God is faithful. God is always with us. God does what He says He will do. God sent the Holy Spirit to us, etc.

RESPOND — 15 MINUTES

MATERIALS: | Blue Plastic Cups (1 cup per child) | *Ascension* Activity Page (1 per child) | Cardstock | Glue | Yarn or Ribbon | Scissors | Crayons |



BEFORE CLASS, PRINT OUT THE *ASCENSION* ACTIVITY PAGE ON CARDSTOCK. BE SURE TO HAVE ONE PER CHILD.

Say: "That was a great discussion! Let's create something to share what we learned today."

INSTRUCTIONS:

1. Give each child an *Ascension* Activity Page, blue cup, and a 10 " piece of yarn or ribbon.
2. Have the children color the picture of Jesus and cut out the images.
3. Paste the clouds on the blue cup.
4. Tape one end of the yarn on the backside of the Jesus cutout.
5. Make a small hole in the center of the bottom of the cup, turn the cup upside down, and string the other end of the yarn through the hole from the inside of the cup.
6. Instruct the kids to gently pull the string up so the effect is that Jesus disappears in the clouds (the cup).

TRANSITION: Say: "Even though Jesus ascended to Heaven, we can trust He will return because the Bible says He will come back the same way He left. God is faithful and will fulfill His promises to us."

MEMORIZE — 5 MINUTES

Say, "Our new focus verse reminds us that **God is faithful**. Listen to me say it the first time, and then we will say it together. We're also going to use hand motions to help us remember it! Are you ready?"

So know [*point to your head*] **that the Lord your God is God** [*point to the sky*]. **He is the faithful God** [*hands in front of body, one palm open facing up, one hand in a fist on top of palm*]. **He will keep his agreement of love** [*hug yourself*] **for a thousand lifetimes** [*open arms wide*]. **He does this for people who love him and obey his commands** [*salute*]."
Deuteronomy 7:9, ICB (*hold out hands like a book*)

Say: "Great job! Let's say it one more time to help it stick!"

REFLECT — 5 MINUTES


Say "Did you know that Jesus has promised to return one day? He will gather all Christians, we'll be given new bodies that never get sick or die, and we'll go to live in God's loving presence forever. Sometimes it feels like that will never happen. However, we can trust that Jesus will come again, just like He said He would. God never lies. He is a faithful, steadfast, covenant-keeping God. Let's ask for help to trust Him and remember that **God is faithful**."

SAMPLE PRAYER: *“Heavenly Father, thank You for always keeping Your promises. Thank You for Your steadfast love that never ends. Through Your Holy Spirit’s power, help us trust and follow You this week and forever. We praise You for all You have done and all that You are going to do. In Jesus’ name, we pray. Amen.”*

RELEASE — 5 MINUTES

As families arrive for dismissal, hand out the Parent Guide and give the children a memory verse card to help them practice the verse at home.





MIRACLES AND WONDERS

BIBLE PASSAGE

Acts 3:1-10 (ICB)

BIG IDEA

God is Faithful

FOCUS VERSE

“So know that the Lord your God is God. He is the faithful God. He will keep his agreement of love for a thousand lifetimes. He does this for people who love him and obey his commands.”

Deuteronomy 7:9 (ICB)

LESSON MATERIALS

| Puzzle Piece | Large Marshmallows | Chopsticks or Straws | Bowls | Bible | Blanket | Cup with Coins | Additional Bible Props (optional) | Construction Paper Strips | Crayons | Glue | *Jumping Man Activity Page* |

GREET — 15 MINUTES

Connection questions to ask as the children arrive:

-Have you ever broken an arm or leg? Tell us about it.

-If you have never broken a part of your body, what do you think would be the worst thing about it?

WORSHIP — 10 MINUTES

Say: “Psalm 147:4-5 says, ‘He counts the stars and names each one. Our Lord is great and very powerful. There is no limit to what he knows.’ Let’s stand up and worship God. He is so mighty! He is a God who is faithful to heal and save!”

This month’s theme songs are “Faithful” by Gateway Kids Worship and “Great is Thy Faithfulness” by Lifetree Kids. Both are available on YouTube. A third song that goes well with today’s lesson is “Same Power” by LifeTree Kids.

PRAY — 5 MINUTES

Gather the children for prayer.

SAMPLE PRAYER: “Heavenly Father, You are the faithful God who heals our bodies and souls. Thank You for the miracles we notice and the ones we don’t. Give us eyes to see and ears to hear what You want us to learn. In Jesus’ name. Amen.”

REVIEW — 5 MINUTES

MATERIALS: | Puzzle Piece |

Say, “Last week, we learned about Christ’s ascension [when He returned to Heaven]. His friends and disciples must have been sad and a little scared for Jesus to leave so soon after rising from the dead, but He promised He was not leaving them alone. God was sending His Spirit to be with them, to help them, and to give them strength to share the Good News. This story is just one reminder of our good and faithful God. He always does what He says He will and never leaves us alone. This week, we will read another story of God’s faithfulness, and let’s just say this one is pretty amazing! Now, who would like to post this week’s puzzle piece?”

ENGAGE — 15 MINUTES

MATERIALS: | Large Marshmallows | Chopsticks or Straws (2 per team) | Bowls (1 per team) |

GAME GOAL: To be the first team to get all their marshmallows in the bucket.

HOW TO PLAY:

1. Divide the group into teams of equal size.
2. Designate a starting point on one side of the room. On the opposite side of the room, place one bowl per team.
3. Give each team one marshmallow for every two children. Also, provide each team with two chopsticks.
4. Explain that each team must transport their marshmallows from the starting point to the bowl. However, they must do this in pairs, and only the chopsticks may touch the marshmallow. If the marshmallow falls, they should pick it up and begin again.
5. Once each pair of children delivers their marshmallow to the bowl, they will run back to their team, hand off their chopsticks, and the second pair will repeat the process. Continue the cycle until one team successfully moves all marshmallows to their bowl.

Say: Good job working together! It took patience and teamwork to do this game. In our story today, a man had to be carried by his friends daily to the Temple gate because he could not walk. His friends were faithful, but we will learn that God was the ultimate faithful friend.

LEARN — 15 MINUTES

MATERIALS: | Bible | Blanket | Cup with Coins | Additional Bible Props (optional) |

Say: “Today’s story comes from Acts, chapter 3. It would be a lot of fun if we had some actors to act out our story. Could I get five friends to volunteer? [Select five volunteers from the class.] I will read the passage of Scripture, and I want you to act out what I am reading. Are you ready?”



IF YOUR CHILDREN ENJOY ACTING OUT THE STORY, REMEMBER THIS ACTIVITY AND INCORPORATE IT INTO FUTURE LESSONS. YOU CAN SLOWLY ACCUMULATE PROPS AND COSTUME PIECES INTO A BIN FOR THE CHILDREN TO USE DURING THE LESSON AND DURING THEIR FREE TIME. ACTING OUT SCRIPTURE STORIES CAN HELP KIDS IMMERSE THEIR MINDS AND HEARTS IN THE BIBLE STORY AS THEY USE THEIR GOD-GIVEN IMAGINATIONS TO CONSIDER HIS WORD.

Assign the following parts: Peter, John, the Crippled Man, and two friends. Use props or costumes to designate each character. Place a blanket front and center and have the Crippled Man sit on it, shaking his cup with coins. (Explain that “crippled” means the man could not walk.)

Read the following from Acts 3:1-10 (ICB):

¹One day Peter and John went to the Temple. (Have Peter and John walk from the side of the room to the center.)

It was three o'clock in the afternoon. This was the time for the daily prayer service.

²There, at the Temple gate called Beautiful Gate, was a man who had been crippled all his life.

Every day he was carried to this gate to beg. He would ask for money from the people going into the Temple. ³The man saw Peter and John going into the Temple and asked them for money. (Have the crippled man ask Peter and John for money. The two friends will stay with the crippled man.)

⁴Peter and John looked straight at him and said, 'Look at us!' ⁵The man looked at them; he thought they were going to give him some money. (Have Peter, John, and the crippled man look at each other, then have Peter and John gesture like they are showing they have no money in their pockets.)

⁶But Peter said, "I don't have any silver or gold, but I do have something else I can give you: By the power of Jesus Christ from Nazareth—stand up and walk!" ⁷Then Peter took the man's right hand and lifted him up. Immediately the man's feet and ankles became strong. ⁸He jumped up (Have the crippled man stand up quickly), **stood on his feet, and began to walk.** (Have the man jump up and start jumping and dancing.)

He went into the Temple with them, walking and jumping, and praising God. (Have Peter, John, and the man walk to the side of the room.)

⁹⁻¹⁰All the people recognized him. They knew he was the crippled man who always sat by the Beautiful Gate begging for money. Now they saw this same man walking and praising God. The people were amazed. They could not understand this could happen.

Say, “When Jesus was on earth, one of the ways people knew He was the Messiah, the chosen one from God, was that He performed incredible miracles. Before Jesus died on the Cross, He told his disciples that whoever ‘believes in me will do the same things that I do.’ [John 14:12]

“When Peter and John healed the man in Jesus’ name, they were doing the same thing Jesus did! People didn’t understand how that could happen, but it was because of the power of the Holy Spirit in Peter and John. God promised that those who believe in Him would do even greater things than Jesus did on earth. And **God is faithful** to keep His promises.”



MAKE SURE THE KIDS UNDERSTAND WHAT A “MIRACLE” IS. EXPLAIN THAT MIRACLES ARE SUPERNATURAL EVENTS. THEY ARE THINGS THAT COULD NOT HAPPEN NATURALLY. IT WILL BE HELPFUL TO PROVIDE EXAMPLES OF MIRACLES, SUCH AS THE STORY OF JESUS FEEDING THE FIVE THOUSAND FROM TWO FISH AND FIVE LOAVES OF BREAD.

DISCUSS — 10 MINUTES

1. Remind me, who were the people in the story?

Response: Peter, John, and the man who couldn’t walk

2. What was the man doing at the Temple?

Response: He was begging for money. (Explain what it means to “beg for money.”)

3. Why do you think the man was asking for money?

Response: Asking for money was the only way this man could make money. (In Bible times, there was not much help for people whose bodies were hurt or differed from everyone else’s. They had to beg or ask for money.)

4. How do you think the man felt after he was healed?

Response: Answers will vary.

5. What have you learned about God today?

Response: **God is faithful.** God is kind. God can heal. God sees us. God gives His people the strength to share the Good News, etc.



YOU MAY HAVE NOTICED THAT WE END EACH DISCUSSION WITH THE SAME QUESTION: “WHAT HAVE YOU LEARNED ABOUT GOD TODAY?” WE DO THIS AS A REMINDER THAT THE BIBLE IS A BOOK ABOUT GOD – IT IS HIS STORY. YOU CAN HELP THE CHILDREN IN YOUR CLASS LEARN AN ESSENTIAL BIBLE STUDY SKILL BY MAKING THIS QUESTION A PRIORITY EVERY TIME THEY APPROACH GOD’S WORD.

TRANSITION: “I’m so thankful that God sees us and is faithful to us. May we always remember how much He loves us.”

MATERIALS: | Strips of construction paper (3 - 8.5” pieces per child) | Crayons | Glue | *Jumping Man* Activity Page (1 image per child) |

INSTRUCTIONS:

1. Give each child three strips of construction paper (8.5 inches long) and one *Jumping Man* image.
2. First, have kids color their *Jumping Man* image.
3. Next, have the children cut one strip of construction paper in half for the arms and fold all four strips of paper accordion style.
4. Then, they should glue the shorter strips as arms onto the side of their “Jumping Man” and glue the longer strips below to serve as the legs.

Say: "Look at how you can make the man jump around! You can use your craft to tell your friends and family how Peter and John healed the man who couldn't walk."

MEMORIZE — 5 MINUTES

Say: "I think we should dance after a story like this! I have a song that will help us memorize our focus verse. Let's say the verse once together, and then let's stand up and learn the song. You can also ask your family to play it at home so you can practice." Play "A Thousand Generations" from Coram Deo Kids (on YouTube) to help the children learn this month's memory verse.

So know [*point to your head*] **that the Lord your God is God** [*point to the sky*]. **He is the faithful God** [*hands in front of body, one palm open facing up, one hand in a fist on top of palm*]. **He will keep his agreement of love** [*hug yourself*] **for a thousand lifetimes** [*open arms wide*]. **He does this for people who love him and obey his commands** [*salute*]."
Deuteronomy 7:9, ICB (*hold out hands like a book*)

REFLECT — 5 MINUTES


Say: "Just as Jesus promised, those who believed were filled with the Holy Spirit. Through the power of the Spirit, many Christians performed miracles, signs, and wonders, which brought glory to God and proved that He is faithful. Even today, God is doing supernatural work, but we don't have to see it to believe. Our job is to trust God; that's how we show our faithfulness to Him. What are some ways we can trust God this week?" (Allow for responses.)

SAMPLE PRAYER: "Dear Jesus, thank You for sending Your Holy Spirit to work in miraculous ways. Help us to believe in You when we see You at work and when we don't. We know You love us, and we love You too. Amen."


RELEASE —

As children are dismissed, remind them to share today's Good News story with their friends and family.







**He was jumping
and leaping
and praising God!
Acts 3:12**



**He was jumping
and leaping
and praising God!
Acts 3:12**



**He was jumping
and leaping
and praising God!
Acts 3:12**



**He was jumping
and leaping
and praising God!
Acts 3:12**

BE BOLD

BIBLE PASSAGE

Acts 4:29; Acts 7-8:1 (ICB)

BIG IDEA

God is Faithful

FOCUS VERSE

“So know that the Lord your God is God. He is the faithful God. He will keep his agreement of love for a thousand lifetimes. He does this for people who love him and obey his commands.”

Deuteronomy 7:9 (ICB)

LESSON MATERIALS

| Puzzle Piece | *Boldness Badge* Activity Page | Cardstock | Glitter | Sequins | Glue | Markers |
1” Thick Ribbon | Safety Pins | Baskets | Small Balls |

GREET — 15 MINUTES

Connection questions to ask as the children arrive:

- What is your favorite movie? What character do you like best in that movie? Why?
- Can you think of a time when you had to be brave or bold? Tell me about it.

WORSHIP — 10 MINUTES

Say, “In Psalm 27:14, God’s Word says: ‘Wait for the Lord’s help. Be strong and brave and wait for the Lord’s help.’ We are all afraid at times, but I hope our lessons about God’s faithfulness remind you that God is always with you. God also promises to give us courage when we trust in Him. This is one way God is faithful. Let’s praise Him for His faithfulness right now.”

This month’s theme songs are “Faithful” by Gateway Kids Worship and “Great is Thy Faithfulness” by Lifetree Kids. Both are available on YouTube. “Be Strong and Courageous ” by Doorpost Songs is an excellent addition to this week’s lesson.

PRAY — 5 MINUTES

Say, “Because we are talking about boldness today, is there anyone who wants to be bold and pray as we get started?” (Select a willing child to pray.)

SAMPLE PRAYER: “Heavenly Father, thank You for giving us the courage to tell our friends about You. You call us to share Your Good News with others, and You are faithful to be with us when we do. Please remind us how much You love us and everyone You have created. In Jesus’ name, amen.”

REVIEW — 5 MINUTES**MATERIALS:** | Puzzle Piece |

BACKGROUND: Say: “As I mentioned, today’s lesson is about being bold [or brave]. Sometimes we feel bold, and sometimes we don’t; however, as we see in today’s lesson, God is faithful to give us the courage to obey Him when we need it. We also learned about God’s faithfulness last week. Who remembers what happened in last week’s lesson? [Allow for responses.] Yes! We learned of God’s faithfulness to use Peter and John to heal the man who couldn’t walk. Jesus told them the Holy Spirit would be faithful to them and give them the strength to do all He was calling them to do, and He was faithful! Isn’t God amazing? I’m so glad He loves us. Now, who wants to post this week’s puzzle piece, so we can see one more way God’s big story flows together?”



ENSURE THAT THE CHILDREN UNDERSTAND WHAT IT MEANS TO BE BOLD AND COURAGEOUS BY PROVIDING CONCRETE EXAMPLES. YOU COULD SAY, “SOMEONE WHO CALLS 911 WHEN A HOUSE IS ON FIRE IS BRAVE. WE ARE ALSO BOLD WHEN WE SHARE JESUS WITH SOMEONE WHO DOESN’T KNOW HIM.” REMIND THEM THAT BEING BRAVE DOESN’T MEAN FEARLESSNESS. IT MEANS DOING SOMETHING EVEN WHEN WE ARE AFRAID.

ENGAGE — 15 MINUTES

Say, “For most of us, standing up isn’t hard. We stand up and sit down without thinking much about it. However, in other ways, it can be challenging to ‘stand up,’ like when we need to ‘stand up’ and be bold for God. Hopefully, today’s activity will be a good reminder of what to do when you are afraid to ‘stand up.’” You may need to explain to the PreK children that we use the phrase “stand up” when we are talking about someone doing something brave.

GAME GOAL: To work together in pairs to stand up without using their hands

HOW TO PLAY:

1. Arrange the children in pairs.
2. Have each pair sit back-to-back on the floor with their feet in front of them. Their knees should be toward their chest, so their legs make a triangle with the floor.
3. Challenge them to work together to stand up without using their hands.

CHALLENGE: Increase the size of the group working together to reinforce the Engage activity.

Say: “At times, it is hard to obey and follow Jesus. We try to be brave and stand for Him, but we need help. Thankfully, **God is faithful** to provide us with the Holy Spirit and other Christians to help us be bold as we share the love of Jesus.”

LEARN — 15 MINUTES

Say: “Last week, we heard the story of Peter and John healing the man who couldn’t walk. How were they able to do that miracle? [Allow for responses.] Yes, when Jesus returned to Heaven, He promised that those who believed in Him would receive the Holy Spirit to empower them to do incredible things for God.

It was only through that power that Peter and John could be a part of this man's astonishing healing.

"Some people were not happy to hear that Jesus' followers were now doing the same miracles Jesus did. They told Peter and John to stop, or they would go to jail, but they couldn't stop. Jesus told them to go into the world and share the Good News. So, instead of stopping, they prayed for God to make them brave. Let's read about it in Acts 4:29-30 (ICB)."

²⁹And now, Lord, listen to what they are saying. They are trying to make us afraid! Lord, we are your servants. Help us to speak your word without fear. ³⁰Help us to be brave by showing us your power; make sick people well, give proofs, and make miracles happen by the power of Jesus, your holy servant.

Say, "Do you know what? **God is faithful**; He answered Peter and John's prayer. People were healed and started following Jesus. More and more people started talking about the Good News. The number of people who believed in Jesus was growing. One of those people who became a Christian was Stephen. He was full of the Holy Spirit and was filled with the power to do miracles [Acts 6:3, 8].

"People did not like what Stephen was doing and took him in front of the Jewish leaders. But **God is faithful**, and He was with Stephen. The Holy Spirit helped Stephen give a great speech describing how God had been faithful to His people even when they did not love Him. Stephen ended his speech this way:" Read Acts 7:51.

⁵¹Stephen continued speaking: "You stubborn Jewish leaders! You have not given your hearts to God! You won't listen to him! You are always against what the Holy Spirit is trying to tell you. Your ancestors were like this, and you are just like them!"

"The leaders did not like that. They became very angry with Stephen." Continue reading from Acts 7:54-56.

⁷⁴When the leaders heard Stephen saying all these things, they became very angry. They were so mad that they were grinding their teeth at Stephen. ⁵⁵But Stephen was full of the Holy Spirit. He looked up to heaven and saw the glory of God. He saw Jesus standing at God's right side. ⁵⁶He said, 'Look! I see heaven open. And I see the Son of Man standing at God's right side!'"

Say, "The leaders shouted and covered their ears, taking Stephen into the street. They grabbed stones and started throwing at him until he died. But before Stephen died, he prayed:" Read Acts 70-60.

⁵⁹ While they were throwing stones, Stephen prayed, "Lord Jesus, receive my spirit!" ⁶⁰ He fell on his knees and cried in a loud voice, "Lord, do not hold this sin against them!" After Stephen said this, he died.

TRANSITION: Say, "Stephen trusted in God's faithfulness, and Jesus was with him even when He was dying. God is faithful to give us boldness and to be with us even in the most difficult situations."



EXPLAIN THAT WHILE STEPHEN DIED BECAUSE HE BELIEVED IN JESUS, THAT PROBABLY WON'T HAPPEN TO US. EARLY CHRISTIANS FACED PHYSICAL DANGER IN WAYS WE DO NOT. HOWEVER, THERE WILL BE TIMES WHEN WE NEED TO BE BRAVE FOR JESUS. GIVE THE CHILDREN EXAMPLES OF WHAT THIS MIGHT LOOK LIKE TO THEM. FOR INSTANCE, SOMEONE MAY LAUGH AT THEM FOR PRAYING OR FOR OBEYING THEIR TEACHER OR PARENTS. IN THOSE MOMENTS, WE MUST ASK THE HOLY SPIRIT TO GIVE US THE COURAGE TO DO THE RIGHT THING, KNOWING HE IS ALWAYS WITH US.

DISCUSS — 10 MINUTES

Say, "What an amazing lesson. Let's make something to help us remember to be bold like Stephen."

1. What did the early believers ask God to give them?

Response: courage and boldness

2. Why did the leaders get so angry at Stephen?

Response: They didn't like that Stephen wanted others to believe in Jesus.

3. Who did Stephen see before he died?

Response: He saw Jesus.

4. God was with Stephen, even when He was afraid. Do you think He will be with you when you are afraid?

Response: Answers will vary.

5. What did you learn about God today?

Response: **God is faithful.** God is with us, even when we are afraid. God hears our prayers. God loves us. God gives believers the Holy Spirit to help them, etc.

TRANSITION: Say, "If you need courage or help believing God is who the Bible says He is, don't be ashamed. God knows our hearts. He loves us and promises to give us the strength we need when we follow Him. **God is faithful.**"

RESPOND — 15 MINUTES

MATERIALS: | *Boldness Badge* Activity Page (1 badge per child) | Cardstock | Glitter | Sequins | Markers | Glue | 1" Thick Ribbon (3" length per child) | Safety Pins |

Say, "Today, we are going to make Boldness Badges. Because God is always with us, we can be bold and follow Him."



BEFORE CLASS, PRINT THE *BOLDNESS BADGE* ACTIVITY PAGE ON CARDSTOCK. PRINT 1 PAGE FOR EVERY FOUR CHILDREN IN YOUR CLASS. THEN CUT OUT THE BADGES FROM THE *BOLDNESS BADGES* ACTIVITY PAGE AND CUT ONE 3-INCH PIECE OF RIBBON PER CHILD.

INSTRUCTIONS:

1. Provide each child with one *Boldness Badge* and make the other craft items available.
2. Have the children decorate their badge with glitter, sequins, or other craft items, but keep the words visible.
3. Next, help the children glue a ribbon to the back of their badge.
4. Once dried, secure the badge to the child's shirt with a safety pin.

Alternate Craft: Instead of making badges, use the stars to make bookmarks. Have the children color and decorate the badge as desired. Cut 4-inch pieces of ribbon. Glue and secure the ribbon to the back of the badge to create a bookmark. Allow the glue to dry before using.

Say: "Now you have a reminder that **God is faithful**. Just as Christ said, He has given us the Holy Spirit to help us be bold."

MEMORIZE — 5 MINUTES

MATERIALS: | Baskets (1 per team) | Small Balls (1 per team) |

Say: "Who remembers this month's Big Idea? Yes, **God is Faithful!** We will need to remember that truth when times are hard, and that is one reason we memorize God's Word. So, let's practice our memory verse."

So know [*point to your head*] **that the Lord your God is God** [*point to the sky*]. **He is the faithful God** [*hands in front of body, one palm open facing up, one hand in a fist on top of palm*]. **He will keep his agreement of love** [*hug yourself*] **for a thousand lifetimes** [*open arms wide*]. **He does this for people who love him and obey his commands** [*salute*]."
Deuteronomy 7:9, ICB (*hold out hands like a book*)

CHALLENGE: Play *Whisper Ball* for an interactive way to memorize Scripture. To play, divide the children into two teams and give each group a small ball. Then, place a basket far enough away from each team that they can potentially, but with some challenge, throw their ball into it. Next, invite a member from each team to whisper the verse into your ear. If they say it correctly, they get to try to throw their ball into their team's basket. If they make their shot, they get the point. Continue the process until all children have had an opportunity to say the verse or until you need to move on to the next activity.

Say: "Great job! Isn't it amazing to know that **God is faithful** to those who love Him?"

REFLECT — 5 MINUTES

Ask, "How can you be brave for Jesus this week? [Allow for responses.] Great! Let's pray that the Holy Spirit will give you the courage to live for God."

SAMPLE PRAYER: "Dear Jesus, we praise You, for You are faithful. You stand with us in every situation. Help us be brave to live for You. Thank You for sending Your Spirit to give us the courage to follow You and

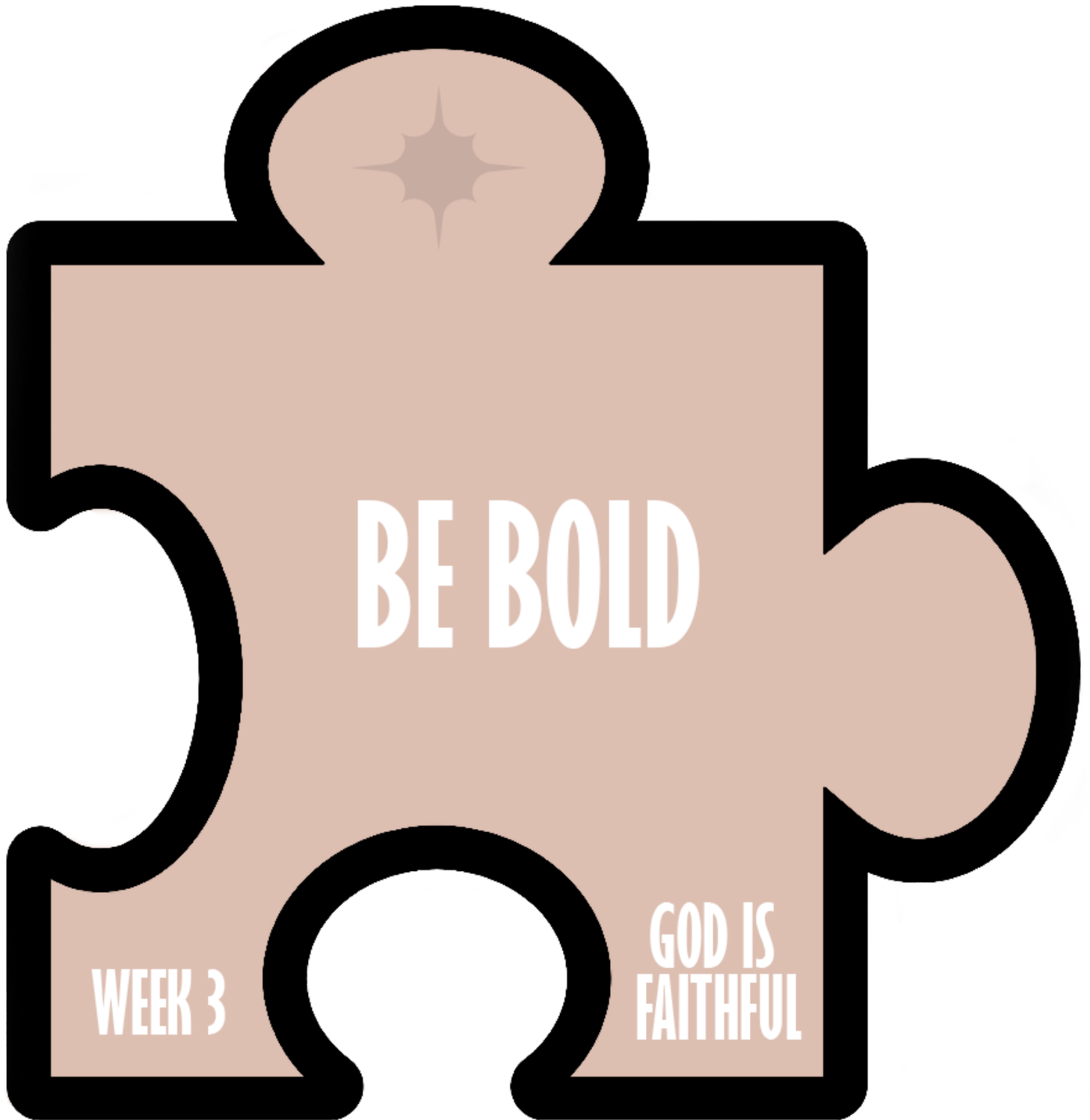
share Your love. In Your name, Amen."



FOCUSING ON GOD'S FAITHFULNESS CAN PROVIDE GREAT COMFORT, BUT IT CAN ALSO BE DISCOURAGING FOR THOSE WHO BELIEVE GOD HAS FORGOTTEN THEM. BE AWARE OF CHILDREN WHO MAY BE EXPERIENCING THESE THOUGHTS AND FEELINGS. ASK GOD TO HELP YOU DISCERN HOW TO WALK ALONGSIDE THESE CHILDREN. LISTEN TO THEM AND PRAY FOR THEM THROUGHOUT THE WEEK. YOU DO NOT HAVE TO HAVE ALL THE ANSWERS. YOUR CONCERN, LOVE, AND PRESENCE WILL BE A GREAT GIFT TO THEM. AND REMEMBER, GOD IS FAITHFUL, EVEN WHEN WE DON'T SEE HIM WORKING.

RELEASE —

If you finish early, replay the ENGAGE or the MEMORIZE game. You could also sing some of your favorite worship songs. As children are dismissed, remind them that they can practice sharing God's faithfulness with their families.





PENTECOST SUNDAY: REWIND

BIBLE PASSAGE

Acts 2 (ICB)

BIG IDEA

God is Faithful

FOCUS VERSE

“So know that the Lord your God is God. He is the faithful God. He will keep his agreement of love for a thousand lifetimes. He does this for people who love him and obey his commands.”

Deuteronomy 7:9 (ICB)

LESSON MATERIALS

| Puzzle Piece | *Prayer Book Cover* Activity Page | Cardstock | White Paper | Crayons | Stapler | Pens or Pencils |

GREET — 15 MINUTES

Connection questions to ask as the children arrive:

-Is it harder to wait for your birthday or Christmas? Why?

-Have you ever waited in line for something that you really wanted? Are you glad you waited? Why or why not?

WORSHIP — 10 MINUTES

Say: “**God is faithful.** That means that God will never forget you and never leave you. He will always be with you. It also means that when God promises to do something, He will do it. Today, we’re going to talk about a time when God kept His promise in a BIG way! Let’s thank God for keeping His promises as we sing.”

This month’s theme songs are “Faithful” by Gateway Kids Worship and “Great is Thy Faithfulness” by Lifetree Kids. Both are available on YouTube. For an additional song that goes well with today’s lesson, try “Same Power” by North Park Stratford.



FROM FOOD ALLERGIES TO FAMILY INFORMATION TO PRAYER REQUESTS, TAKING NOTE OF YOUR CHILDREN’S NEEDS WILL HELP YOU DISCIPLE THEM AND KEEP THEM SAFE. IF YOU DON’T HAVE A RECORD OF EACH CHILD’S VITAL INFORMATION, TODAY IS A GREAT DAY TO START.

PRAY — 5 MINUTES

Gather the children for prayer. Let them share their needs, and then encourage them to pray for one another.

SAMPLE PRAYER: “Heavenly Father, help us listen with our ears and hearts. Fill us with Your Spirit so we can hear Your voice and follow You. We love You very much. Amen.”

REVIEW — 5 MINUTES

MATERIALS: | Puzzle Piece |

BACKGROUND: Say, “Who can say this month’s memory verse with me? Let’s try it! ‘So know that the Lord your God is God. He is the faithful God. He will keep his agreement of love for a thousand lifetimes. He does this for people who love him and obey his commands.’ [Deuteronomy 7:9, ICB] This verse tells us that **God is faithful!** God always keeps His promises!

“What are the three Bible stories we have heard about this month? [Allow for responses.] Yes! First, we heard how God kept His promise to send His people a King – that King is Jesus! Then, we learned how God gave His people the power to heal a man who couldn’t walk. That was amazing! Last week, we learned that God is faithful to give us the courage to obey Him, just as He did for Stephen. **God is faithful.** I’m looking forward to sharing about another time when God showed us how faithful He is, but first, let’s post our puzzle piece to remind us how God’s story is all tied together. Who would like to help me do that this week?”

ENGAGE — 10 MINUTES

Say, “Today’s lesson is about waiting. So, we’re going to play a game where you have to wait. We’re going to play *Hide and Seek!*”



GAMES LIKE *HIDE AND SEEK* PROVIDE A FANTASTIC OPPORTUNITY TO GET THE KIDS OUTSIDE IF YOU HAVE A SAFE AND APPROPRIATE SPACE. INCORPORATING TIME FOR CHILDREN TO PLAY IN NATURE WILL ALSO HELP THEM SIT STILL AND FOCUS LATER.

HOW TO PLAY:

1. Choose someone to be the “Seeker.” The rest of the children will be the “Hiders.”
2. Define the game boundaries and the “Home Base.”
3. Have the *Seeker* go to *Home Base*, where they will begin the game by closing their eyes and counting to 50 aloud (you may need to count with them). The remaining children will quietly find a hiding spot where they will stay until they are found.
4. Once the *Seeker* has counted to 50, they should shout, “Ready or not, here I come!” and begin looking for their friends.
5. As the *Seeker* finds the *Hiders*, they should tag them and continue searching until everyone has been found.
6. The player found first will be the *Seeker* in the next round.

Say, "Did you have to wait for anything while we played this game? Yes! If you were hiding, you had to wait on the Seeker to find you, and if you were the Seeker, you had to wait while you counted. Waiting for exciting things is hard, but when God tells us to wait, we must obey Him. Because He is good and loves us so much, it is always worth doing what He says."

LEARN — 15 MINUTES



CROSSROADS KIDS HAS SHARED A VIDEO RETELLING OF PENTECOST ENTIRELY TOLD BY CHILDREN. CHECK IT OUT TO SEE IF THIS IS A USEFUL TEACHING TOOL FOR YOUR CLASS. YOU CAN FIND IT BY GOOGLING "CROSSROADS KIDS" AND "PENTECOST."

Say, "This month, we have been going through the first few chapters of Acts. The book of Acts is the big story of how God's friends shared the Good News about Jesus after He went to Heaven. The fantastic thing about this book is that it doesn't end. Even though the words stop, Jesus never stops.

"This week we're going to go back to Acts chapter two." Read Acts 2:1-4 (ICB).

¹When the day of Pentecost came, they [Jesus' disciples] were all together in one place. ²Suddenly a noise came from heaven. It sounded like a strong wind blowing. This noise filled the whole house where they were sitting. ³They saw something that looked like flames of fire. The flames were separated and stood over each person there. ⁴They were all filled with the Holy Spirit, and they began to speak different languages. The Holy Spirit was giving them the power to speak these languages.

Say, "Before Jesus returned to Heaven, He promised His disciples that He would send them a Helper, the Holy Spirit. Their job was to wait. Jesus' friends did what He asked and stayed together, praying, for about ten days. What do you think it was like for Jesus' friends to wait for the Holy Spirit? [Allow responses.]

"I love hearing your thoughts! Do you see how this story shows us that God is faithful? Jesus promised the Holy Spirit would come, and He did! Before Jesus died, He let His disciples know that they would do many things Jesus had done." (See John 14:12, 15-17.) Remind the children what Jesus did while He was on Earth. He taught about God's Kingdom, healed people, and loved them.

Say, "**God is faithful**, and so just as Jesus said, He sent the Holy Spirit to be our Helper. How does the Holy Spirit help us? [Allow responses.] The Holy Spirit helps us in many ways! For example, He helps us become more like Jesus, love others, pray, share the Gospel, be assured of our salvation, hear God's voice, resist temptation, perform miracles, and much more!

"Do you want to know what happened after Jesus' followers received the Holy Spirit? Listen to this." Read Acts 2:5-6 (ICB).

⁵There were some religious Jews staying in Jerusalem who were from every country in the world. ⁶When they heard this noise, a crowd came together. They were all surprised, because each one heard them speaking in his own language.

Say, "People were surprised that people from other countries could speak their languages, but God gave

them the words to say. People from all over the world gathered in Jerusalem. After the Holy Spirit came to them, Peter, now filled with the Spirit, power, and boldness, stood up and preached these words to the crowd.” Read Acts 2:17-18.

17 God says: In the last days I will give my Spirit freely to all kinds of people. Your sons and daughters will prophesy. Your old men will dream dreams. Your young men will see visions. **18** At that time I will give my Spirit even to my servants, both men and women. And they will prophesy.

“Peter went on and said,” Read Acts 2:38-39.

38 ...Change your hearts and lives and be baptized, each one of you, in the name of Jesus Christ for the forgiveness of your sins. And you will receive the gift of the Holy Spirit. **39** This promise is for you. It is also for your children and for all who are far away. It is for everyone the Lord our God calls to himself.

Say, “Peter said all these things and more to a huge crowd, and 3,000 people were saved!”

TRANSITION: Say, “The apostles did extraordinary [define extraordinary] things because they had been filled with the Holy Spirit. God was faithful to send His Spirit to those who believed. God is faithful to do everything He promises.”

DISCUSS — 10 MINUTES

Say, “Let’s recap what we have learned.”

1. What did Jesus tell his followers to do?

Response: Jesus said to wait for the Holy Spirit.

2. What happened to the followers when the Holy Spirit was given to them?

Response: They spoke in other languages.

3. How many people believed in Jesus after Peter’s sermon?

Response: 3,000 people believed

4. Does God always keep His promises? Why?

Response: Yes, He does! Because **God is faithful**.

5. What did you learn about God in today’s lesson?

Response: **God is faithful**. God will do what He says. God sends the Holy Spirit to help us, etc.

TRANSITION: Say, “I love how you shared your thoughts with us! Next, we will make a special book to remind us that **God is faithful**.”

RESPOND — 15 MINUTES

MATERIALS: | *Prayer Book Cover* Activity Page (1 per child) | Cardstock | White Paper (3 per child) | Crayons | Stapler | Pens or Pencils |



BEFORE CLASS, PRINT 1 COPY PER CHILD OF THE *PRAYER BOOK COVER* ACTIVITY PAGE ON CARDSTOCK. ALSO, CUT THE WHITE PAPER IN HALF SO THAT EACH CHILD HAS 6 HALF-SHEET PAGES.

INSTRUCTIONS:

1. Give each child a *Prayer Book Cover* Activity Page to color. Then, have them fold their covers in half.
2. Next, give each child several sheets of white paper and help them staple their book.
3. Finally, explain that the children can write their prayer requests in this book. Please encourage them to write down a few of them now.

Say, "Your prayer books look amazing! I hope you will use these to continue writing down your prayer requests. You can include things you are worried about and ways you need God to help you be brave or love others. Keep your book in your room to remind you to pray when you see it. Be sure to go back and highlight, circle, or mark the requests that God answers. This is a great reminder that He is faithful!"

MEMORIZE — 5 MINUTES

Say, "I love how this month's verse reminds us that God will love us forever. When the verse says, 'a thousand lifetimes,' that means that He will never stop loving us. There is NOTHING that can change God's powerful love for His children. Isn't that incredible? Let's go over this verse again together."

So know [*point to your head*] **that the Lord your God is God** [*point to the sky*]. **He is the faithful God** [*hands in front of body, one palm open facing up, one hand in a fist on top of palm*]. **He will keep his agreement of love** [*hug yourself*] **for a thousand lifetimes** [*open arms wide*]. **He does this for people who love him and obey his commands** [*salute*]."
Deuteronomy 7:9, ICB (*hold out hands like a book*)



PLAY ONE OF YOUR FAVORITE BIBLE MEMORY GAMES, OR GIVE YOUR CHILDREN TIME TO ENJOY CLASSROOM BOOKS. THE OLDER CHILDREN CAN SERVE THEIR YOUNGER PEERS BY READING TO THEM. IF YOU DON'T HAVE A CLASS LIBRARY, CONSIDER CREATING A WISH LIST AND SHARING IT WITH YOUR CHURCH FAMILIES TO SEE IF THEY WILL HELP YOU BUILD THIS RESOURCE.

REFLECT — 5 MINUTES

Say, "Throughout this lesson, we have talked about how God is faithful. We show God how much we love and trust Him when we obey Him. But sometimes, obeying God is hard, and God knows we need help to do what is right. That's one of the many reasons He gave us the Holy Spirit. He is the Helper. Let's thank God for sending us the Holy Spirit."

SAMPLE PRAYER: "Heavenly Father, thank You for loving us so much. We see Your love in how You keep Your promises – like when you sent us the Holy Spirit. Thank You for sending Your Spirit to help us love You and others. You are so faithful and good. Amen."

RELEASE —

If there is time remaining, sing the children's favorite songs from this unit or replay the ENGAGE game. As children are dismissed, encourage them to remember that God is faithful and His love is forever.



NAME: _____



**PRAYER
BOOKLET**

