

GOD IS TRUTH



GOD IS TRUTH

YEAR 3, UNIT 6

WRITER - SUMMER SNEED
MANAGING EDITOR - KRISTI CAIN
EDITOR (PRE-K) - AMY VEDANTHAM
EDITOR - TIFFANY TRAINOR
DESIGNER - ALLIE WAYNE



GOD IS TRUTH

MONTHLY PREPARATION GUIDE

YEAR 3, UNIT 06 - ELEMENTARY

As we mentioned last month, what we believe to be true about God affects our ability to know Him, relate to Him, and share Him with others. This is why it's so important that we look to God's Word to know His character. This month we are continuing to discover God's character through His Word and it shows us He is true and trustworthy. This month we will learn that **God is Truth**.

WEEK 1

LESSON MATERIALS: | Puzzle Piece | Paper | Pencils | *Truth Glasses* Activity Page (1 per child) | Cardstock | Scissors | Markers | Glue |

WEEK 2

LESSON MATERIALS: | Puzzle Piece | Stuffed Animals | White Butcher Paper (1 large piece per class) | Painters Tape | Markers | Old Magazines | Scissors | Glue Sticks |

WEEK 3

LESSON MATERIALS: | Puzzle Piece | Music Player | Props or Dress-Up Clothes | Children's Bibles | *Paul and Silas* Activity Page (1 image per child) | Cardstock | Hole Punch | Yarn | Scissors | Tape | Crayons or Markers |

WEEK 4

LESSON MATERIALS: | Puzzle Piece | Two boxes | Various objects | Blindfold (optional) | Blue Construction Paper (1 per child) | *Jesus and Sunshine* Activity Page (1 per child) | Cotton Balls (2-3 per child) | Crayons or Markers | Scissors | Glue | Whiteboard | Dry Erase Markers | Paper | Pens or Pencils |

SAUL SEES THE TRUTH

BIBLE PASSAGE

Acts 9:3-22 (ICB)

BIG IDEA

God is Truth

FOCUS VERSE

“So Jesus said to the Jews who had believed him, ‘If you abide in my word, you are truly my disciples, and you will know the truth, and the truth will set you free.’” John 8:31-32 (ICB)

LESSON MATERIALS

| Puzzle Piece | Paper | Pencils | *Truth Glasses* Activity Page | Cardstock | Scissors | Markers | Glue |

GREET — 15 MINUTES

Connection questions to ask as the children arrive:

- Do you like to play hide and seek? Do you prefer to hide from or look for your friends?
- Who do you like to play with most?

WORSHIP — 10 MINUTES

Worship reminds us about the truth of who God is. We are bombarded daily with all kinds of messages and information. Not all that we see and hear is true. Worship reorients us; it gives us time to focus on our true and trustworthy God through His faithful Word. It is important to remind students of this as you begin your worship time.

We recommend “We Can Trust Him” as a theme song for this unit. You can find it on YouTube from LifeTree Kids.

PRAY — 5 MINUTES

After worshipping, lead the students in prayer.

Sample Prayer: “God, thank You for being You! We can trust that everything You say is true. We are so grateful that You meet with us wherever we are. Help us learn more about who You are today. In Jesus’ name, Amen.”



ENCOURAGE YOUR KIDS TO PRAY OUT LOUD. IF SOMEONE IS INTERESTED IN PRAYING FOR THE CLASS, GIVE THEM THE OPPORTUNITY.

REVIEW — 5 MINUTES

MATERIALS: | Puzzle Piece |

BACKGROUND: Say, “Today, we are starting a new group of lessons. We will spend the next four weeks learning that God is true. God shows us He is true and trustworthy through Jesus and His Word, the Bible. This month we will look at different passages in the Bible to help us understand what this means. Now, who would like to put up this week’s puzzle piece?”

TRANSITION: Say, “Now, let’s play a game to help us prepare for the story we’re going to read.”

ENGAGE — 10 MINUTES

MATERIALS: | Paper | Pencils |

Say, “Today we are going to see how well you can discover the truth about each other by playing a game called *Two Lies and a Truth*. Let’s get started!”

GAME GOAL: To discover the truthful statement about each person.

HOW TO PLAY:

1. Give each student a small piece of paper and have them write down their name and three statements about themselves. Two sentences should be false, and one statement must be true.
2. For each round, the teacher will choose one piece of paper and read aloud the student’s name and their statements. The class should then consider which statement is true.
3. After the group reaches a consensus, the student will reveal which statement is true.

CHALLENGE: Make this a competitive challenge by dividing students into teams and awarding points to the team who guesses the true statement.

TRANSITION: Say, “That was such a fun game! You did a fantastic job figuring out the true statements. Today we will learn how Jesus powerfully showed that **God is true** to a man named Saul. Let’s read the story together!”

LEARN — 10 MINUTES

Say, “Did you know that God cannot lie? He always speaks the truth because God is true! Do you know who doesn’t always tell the truth or do the right thing? Me and you! Sometimes, we think we know what is true but are wrong. In today’s Bible story, a man named Saul was searching for Christians; He was so angry with them for believing in Jesus that He wanted to harm them. He thought he was doing good by trying to stop them from sharing the gospel. Let’s find out how Saul learned that **God is true** and how this truth changed his life. Let’s turn to Acts 9 in our Bibles together.”

“Our story comes from the Book of Acts. It’s a book about the beginning of God’s Church. As I mentioned, there was a man named Saul who thought he was right. He did not like that people believed in Jesus, and he tracked them down and tried to frighten them. He decided to go to a town called Damascus to see if

any of these people [Christians] were there.” Read Acts 9:3-22 (ICB).



WHEN READING THE STORY, CHANGE YOUR VOICE WITH EACH NEW DIALOGUE. THIS WILL HELP THE STORY COME ALIVE.

³ So Saul went to Damascus. As he came near the city, a bright light from heaven suddenly flashed around him. ⁴ Saul fell to the ground. He heard a voice saying to him, “Saul, Saul! Why are you doing things against me?”⁵ Saul said, “Who are you, Lord?”

The voice answered, “I am Jesus. I am the One you are trying to hurt. ⁶ Get up now and go into the city. Someone there will tell you what you must do.” ⁷ The men traveling with Saul stood there, but they said nothing. They heard the voice, but they saw no one. ⁸ Saul got up from the ground. He opened his eyes, but he could not see. So the men with Saul took his hand and led him into Damascus. ⁹ For three days Saul could not see, and he did not eat or drink. ¹⁰ There was a follower of Jesus in Damascus named Ananias. The Lord spoke to Ananias in a vision, “Ananias!” Ananias answered, “Here I am, Lord.”¹¹ The Lord said to him, “Get up and go to the street called Straight Street. Find the house of Judas. Ask for a man named Saul from the city of Tarsus. He is there now, praying. ¹² Saul has seen a vision. In it a man named Ananias comes to him and lays his hands on him. Then he sees again.” ¹³ But Ananias answered, “Lord, many people have told me about this man and the terrible things he did to your people in Jerusalem. ¹⁴ Now he has come here to Damascus. The leading priests have given him the power to arrest everyone who worships you.”

¹⁵ But the Lord said to Ananias, “Go! I have chosen Saul for an important work. He must tell about me to non-Jews, to kings, and to the people of Israel. ¹⁶ I will show him how much he must suffer for my name.” ¹⁷ So Ananias went to the house of Judas. He laid his hands on Saul and said, “Brother Saul, the Lord Jesus sent me. He is the one you saw on the road on your way here. He sent me so that you can see again and be filled with the Holy Spirit.” ¹⁸ Immediately, something that looked like fish scales fell from Saul’s eyes. He was able to see again! Then Saul got up and was baptized. ¹⁹ After eating some food, his strength returned. Saul stayed with the followers of Jesus in Damascus for a few days. ²⁰ Soon he began to preach about Jesus in the synagogues, saying, “Jesus is the Son of God!” ²¹ All the people who heard him were amazed. They said, “This is the man who was in Jerusalem. He was trying to destroy those who trust in this name! He came here to do the same thing. He came here to arrest the followers of Jesus and take them back to the leading priests.” ²² But Saul became more and more powerful. His proofs that Jesus is the Christ were so strong that the Jews in Damascus could not argue with him.

Ask, “I wonder what it might have been like to hear Saul preaching about Jesus? I wonder what it was like for Saul to see again? [Allow time for responses.]”

Say, “God made a way for Saul to learn the truth by interrupting his journey before he could carry out his evil plans. Later, God sent a Christian man named Ananias to Saul to teach him. Even though Ananias was afraid at first to visit Saul, he obeyed God because he knew God is trustworthy and only speaks the truth. He encouraged Saul and prayed for him, even though Saul was known to harm followers of Jesus. The heavenly light of Christ struck Saul changing his life forever; God was about to use Saul to speak the truth about Jesus to the entire world.

“Saul was struck blind by the great light, but he was also spiritually blind. What do you think that means? [Allow time for responses.] Sometimes, we refer to someone who does not understand the truth as ‘blind.’ God wanted Saul to see the truth, so He sent Jesus and Ananias to help him know that **God is truth!** After Saul learned the truth, he was changed forever! He spent the rest of his life sharing the truth about Christ with others. Before he learned the truth, he traveled great distances to find and harm Christians. After he learned the truth, he traveled even greater distances to teach others to follow Jesus.”

JOINING TO JESUS

Saul was not the first person whose journey was interrupted by Jesus. After Jesus' resurrection, He met two men walking down another road. They didn't recognize Him at first, but by the end of their journey, their spiritual eyes were opened, and they realized they had been with Jesus all along! (See Luke 24: 14-35.) Jesus reveals Himself in different ways. Sometimes it's in big, exciting ways, and other times through small, ordinary ways. The critical thing to remember is that Jesus wants to reveal the truth to you, and He always speaks the truth because He is truth!

TRANSITION: Say, “It’s wonderful to know that God will never lie to us because **God is truth!**”

DISCUSS — 10 MINUTES

Say, “What a great story. Let’s discuss it.”

1. Why was Saul traveling to Damascus?

Response: He was going to capture and harm Christians.

2. Why was Saul harming followers of Jesus?

Response: He thought he was doing what God wanted. He didn’t understand the truth.

3. What happened to Saul on the road to Damascus?

Response: God blinded him with a great light and Jesus appeared to him.

4. Why was Ananias afraid to obey God?

Response: He thought Saul would hurt him or put him in prison.

5. Why did Ananias choose to obey God?

Response: Ananias believed he could trust God because He always tells the truth.

6. What happened to Saul when Ananias prayed for him?

Response: God healed Saul, and he could see.

7. What did Saul start doing after he was healed?

Response: He got baptized and started to preach.

8. What did you learn about God in today’s lesson?

Response: God is true. God is trustworthy. God wants us to know the truth. God loves us, etc.

TRANSITION: Say, “Great discussion! Let’s work on a craft that will help us remember that **God is truth.**”

RESPOND — 15 MINUTES

MATERIALS: | *Truth Glasses Activity Page* (1 per child) | Cardstock | Scissors | Markers | Glue |



BEFORE CLASS, PRINT THE *TRUTH GLASSES* ACTIVITY PAGE ON CARDSTOCK. MAKE SURE TO HAVE ONE ACTIVITY PAGE FOR EACH CHILD.

Say, “We are going to create a craft that will help us remember how God revealed Himself to Saul. To help Saul ‘see’ that Jesus is the truth, God sent a blinding light to him. We also need to ‘see’ and understand that Jesus is the truth. When we do, it changes our lives! Let’s make some special ‘truth glasses’ to remind us to pray and ask God to show us that He is truth.”

INSTRUCTIONS:

1. Give each child a *Truth Glasses Activity Page*.
2. Instruct the children to color and decorate their glasses.
2. Finally, the children should cut out their glasses and glue the arms to the frames.

TRANSITION: Say, “Wow, you created some beautiful glasses! God wants us to see Him and know Him. Jesus came to reveal that **God is true**, just like He did for Saul!”

MEMORIZE — 5 MINUTES

Say, “Our memory verse for this month will help us remember that **God is true**. Who is ready to learn it? I will say it first and show you the hand motions. Then, let’s practice it together.”

So Jesus [put right middle finger to left palm, then left middle finger to right palm] **said to the Jews who had believed** [point to your head] **him,**
“If you abide [hug yourself] **in my word** [hold hands open like a book],
you are truly [two thumbs up] **my disciples, and you will know** [point to our head] **the truth** [hold arms in “T” position], **and the truth** [hold arms in “T” position] **will set you free** [stretch arms wide].”
John 8:31-32, ICB [hold hands open like a book]

OPTIONAL: Let students wear their “Truth Glasses” while reciting the verse.

REFLECT — 5 MINUTES

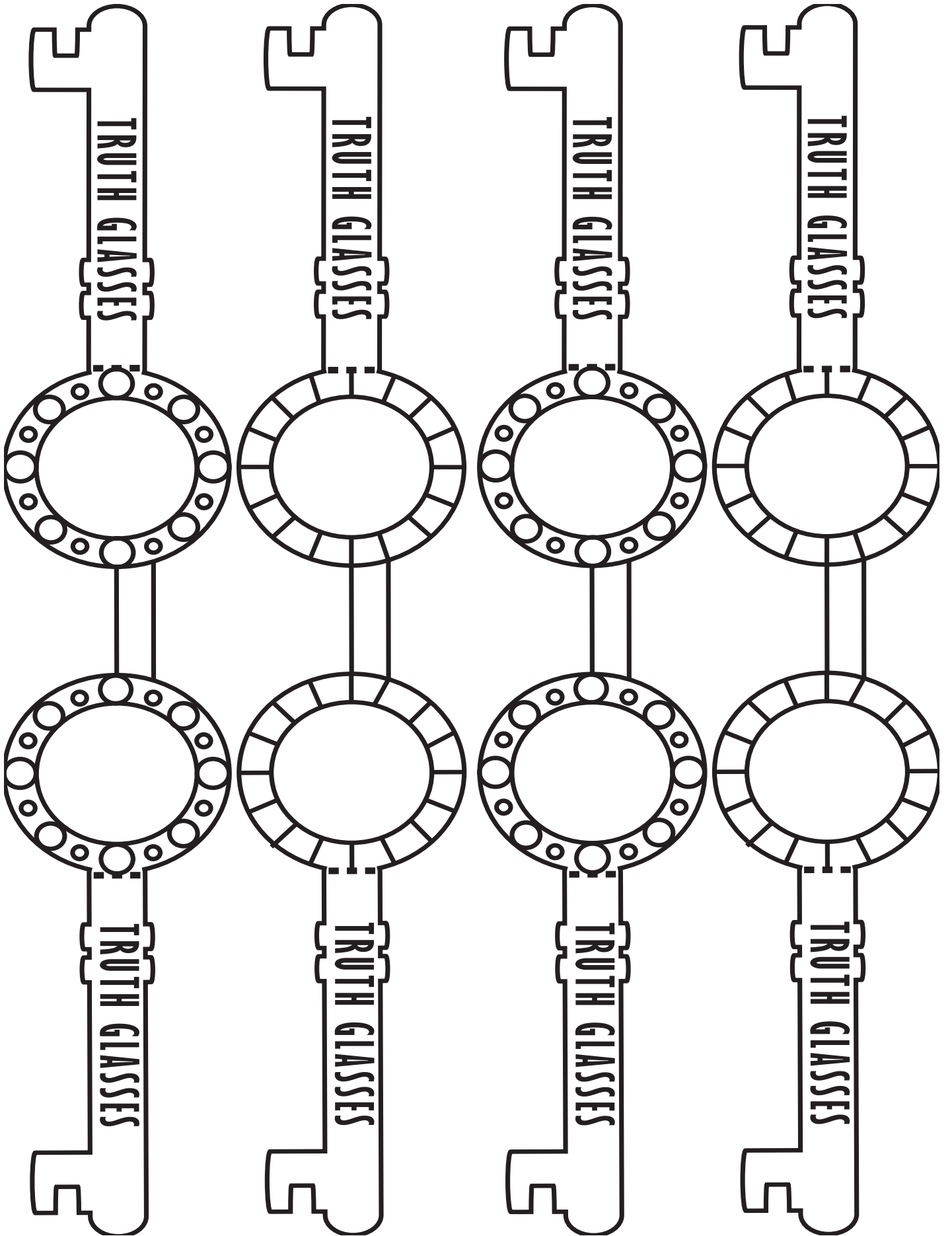
Say, “Jesus revealed the truth to Saul. He wants us also to know that God is true. Let’s pray and ask God to help us see the truth and trust Him.”

SAMPLE PRAYER: “God, thank You for revealing the truth in Your Word and Your Son, Jesus. Help us to know You as true and trustworthy. Amen!”

RELEASE — 5 MINUTES

If there is extra time, replay the *ENGAGE* game, finish the craft, or allow the children to ask questions about the lesson. When parents arrive, give them a copy of the monthly Parent Guide (downloadable).







PETER SEES THE TRUTH

BIBLE PASSAGE

Acts 10 (ICB)

BIG IDEA

God is Truth

FOCUS VERSE

“So Jesus said to the Jews who had believed him, ‘If you abide in my word, you are truly my disciples, and you will know the truth, and the truth will set you free.’” John 8:31-32 (ICB)

LESSON MATERIALS

| Puzzle Piece | Stuffed Animals | White Butcher Paper | Painters Tape | Markers | Old Magazines | Scissors | Glue Sticks |

GREET — 15 MINUTES

Connection questions to ask as the children arrive:

-What is your least favorite food?

-If you could only eat one food for the rest of your life, what would you choose?

WORSHIP — 10 MINUTES

God is so great and vast; it is impossible for humans to know Him fully until we go to Heaven. However, we can understand more about God as we read His Word and worship Him, and the Lord wants us to know Him. Let your worship be a special time for you and your students to reflect on the truth of who God is and the promises He makes.

We recommend “We Can Trust Him” as a theme song for this unit. You can find it on YouTube from LifeTree Kids. “Abide” by Aaron Williams is also a fantastic choice for this lesson (and the whole unit).

PRAY — 5 MINUTES

After you worship together, lead the students in prayer or have a student pray.

SAMPLE PRAYER: “God, I am so grateful that You want us to know who You are. Help us learn to trust You and believe everything Your Word says because You are the truth. We love You. Amen.”

REVIEW — 5 MINUTES

MATERIALS: | Puzzle Piece |

BACKGROUND: Say, “Today, we will continue our lessons about *Seeing the Truth*. We are learning that **God is truth!** Last week, we learned how an enemy of God, a man named Saul, learned the truth from Jesus and how that knowledge changed his life. Today we will learn how a disciple of Jesus named Peter learned an important and surprising truth about God’s love for the world. First, though, let’s post this week’s puzzle piece. Who would like to do that for us today?”

TRANSITION: Say, “Now, let’s play a game from the nation of Kenya [in Africa]. This is a very popular game for children in school, and as you play, you will also learn a word in the language spoken in Kenya—Swahili. Are you ready?”

ENGAGE — 10 MINUTES

Say, “We are going to play a game called ‘*Nyama, Nyama, Nyama*’ The Swahili word ‘nyama’ means ‘meat that you can eat,’ and it rhymes with words like ‘mama’ and ‘llama.’ Let’s say the word ‘nyama’ together a few times to practice!”

GAME GOAL: To determine which animals are edible as you learn a game from another culture.

HOW TO PLAY:

1. The teacher or one student starts each round by saying, “Nyama, Nyama, Nyama!” and all the others respond, “Nyama!”
2. Next, the round leader will shout out the names of different animals (cow, rabbit, dog, chicken, etc.). After each animal is called out, the rest of the group will shout out “Nyama!” if they think the animal can be eaten.
3. If someone responds with “Nyama!” and the leader of the round disagrees, then the student who responded, “Nyama!” is out of the game.
4. Suggestion: As the round continues, call out more interesting choices like skunk, lizard, porcupine, raccoon, etc., to provide a fun dialogue/debate among the students.

TRANSITION: Say, “Great job playing our game today! We played this game because every culture has its idea of what animals should be eaten. And some cultures even think people should not eat animals at all. Today we will learn how God used the food people eat to reveal a wonderful truth to Peter about His love for the world.”

LEARN — 10 MINUTES

MATERIALS: | Stuffed Animals |

Say, “Let’s read from Acts 10 to find out about a surprising truth God revealed to Peter.” Open your Bible to Acts 10 (ICB). Use the stuffed animals to represent the clean and unclean animals.



TODAY'S BIBLE PASSAGE IS LONGER THAN USUAL. CONSIDER TELLING THE STORY IN YOUR OWN WORDS RATHER THAN READING IT. TO DO THIS, OPEN YOUR BIBLE AND SHOW THE STUDENTS WHERE THE STORY IS. THEN, TELL THE STORY. THIS WILL BE MOST EFFECTIVE IF YOU HAVE IMMERSSED YOURSELF IN THE TEXT BY PRAYERFULLY READING THE CHAPTER NUMEROUS TIMES BEFORE YOUR CLASS MEETS.

Say, "Our story is about a man named Cornelius and Peter, the apostle. Peter was Jewish and followed God's rules carefully. He didn't eat certain foods because they were against Jewish law. Cornelius was a Gentile [he was not Jewish] Roman citizen who loved God. He was also a generous and prayerful man. However, Gentiles didn't have the same rules about food. Jews thought their rules about food made them better people than Romans like Cornelius. At the beginning of today's story, Cornelius has just seen a vision [explain that a vision is like a dream, except you are awake] telling him to invite Peter to his home. He sent his servants to bring Peter to his house. However, while Cornelius' servants are on their way, Peter also has a vision. Let's see what God was telling Peter." Read (or tell) Acts 10:9-16 (ICB).

⁹ The next day as they came near Joppa, Peter was going up to the roof to pray. It was about noon. ¹⁰ Peter was hungry and wanted to eat. But while the food was being prepared, he had a vision. ¹¹ He saw heaven opened and something coming down. It looked like a big sheet being lowered to earth by its four corners. ¹² In it were all kinds of animals, reptiles, and birds. ¹³ Then a voice said to Peter, "Get up, Peter; kill and eat." ¹⁴ But Peter said, "No, Lord! I have never eaten food that is unholy or unclean." ¹⁵ But the voice said to him again, "God has made these things clean. Don't call them 'unholy!'" ¹⁶ This happened three times. Then the sheet was taken back to heaven.

Say, "After Peter's vision, Cornelius' servants arrived at the house. The Holy Spirit told Peter to follow these men and not to ask questions, so he followed the men to Cornelius' house. Many people were there waiting to hear what Peter would tell them." Read (or tell) Acts 10:25-48.

²⁵ When Peter entered, Cornelius met him. He fell at Peter's feet and worshiped him. ²⁶ But Peter helped him up, saying, "Stand up! I too am only a man." ²⁷ Peter went on talking with Cornelius as they went inside. There Peter saw many people together. ²⁸ He said, "You people understand that it is against our Jewish law for a Jew to associate with or visit anyone who is not a Jew. But God has shown me that I should not call any person 'unholy' or 'unclean.' ²⁹ That is why I did not argue when I was asked to come here. Now, please tell me why you sent for me." ³⁰ Cornelius said, "Four days ago, I was praying in my house. It was at this same time—three o'clock in the afternoon. Suddenly, there was a man standing before me wearing shining clothes. ³¹ He said, 'Cornelius! God has heard your prayer. He has seen what you give to the poor. And God remembers you. ³² So send some men to Joppa and ask Simon Peter to come. Peter is staying in the house of a man, also named Simon, who is a leatherworker. His house is beside the sea.' ³³ So I sent for you immediately, and it was very good of you to come. Now we are all here before God to hear everything the Lord has commanded you to tell us." ³⁴ Peter began to speak: "I really understand now that to God every person is the same. ³⁵ God accepts anyone who worships him and does what is right. It is not important what country a person comes from. ³⁶ You know that God has sent his message to the people of Israel. That message is the Good News that peace has come through Jesus Christ. Jesus is the Lord of all people! ³⁷ You know what has happened all over Judea. It began in Galilee after John preached to the people about baptism. ³⁸ You know about Jesus from Nazareth. God

made him the Christ by giving him the Holy Spirit and power. You know how Jesus went everywhere doing good. He healed those who were ruled by the devil, for God was with Jesus. ³⁹ We saw all the things that Jesus did in Judea and in Jerusalem. But they killed him by nailing him to a cross. ⁴⁰ Yet, on the third day, God raised Jesus to life and caused him to be seen. ⁴¹ But he was not seen by all the people. Only the witnesses that God had already chosen saw him, and we are those witnesses. We ate and drank with him after he was raised from death. ⁴² He told us to preach to the people and to tell them that he is the one whom God chose to be the judge of the living and the dead. ⁴³ Everyone who believes in Jesus will be forgiven. God will forgive his sins through Jesus. All the prophets say this is true.” ⁴⁴ While Peter was still saying this, the Holy Spirit came down on all those who were listening. ⁴⁵ The Jewish believers who came with Peter were amazed that the gift of the Holy Spirit had been given even to the non-Jewish people. ⁴⁶ These Jewish believers heard them speaking in different languages and praising God. Then Peter said, ⁴⁷ “Can anyone keep these people from being baptized with water? They have received the Holy Spirit just as we did!” ⁴⁸ So Peter ordered that they be baptized in the name of Jesus Christ. Then they asked Peter to stay with them for a few days.

Say, “God wanted to teach Peter a very important truth - He loved ALL the people in the world. God reminded Peter that He sent Jesus to die on the Cross for the sins of every person. God revealed this truth in a surprising way---He gave Peter a vision of animals. Peter was surprised when God said all the animals on the sheet were acceptable [clean] to eat. But God was showing Peter something more important than the change in acceptable food – He was explaining that all people, even Gentiles, can know Jesus. God loves all people. Because Peter believed that God always tells the truth, Peter changed his thinking. He was willing to share the truth of Christ with Cornelius and his family.

Cornelius was not Jewish, but he was a righteous man. God loved Cornelius and wanted Him to learn the truth and receive the Holy Spirit. The gift of salvation through Jesus and the gift of the Holy Spirit is available to anyone. God also loved Peter and wanted Peter to share the message that **God is truth.**”

JOINING TO JESUS

Before Jesus returned to Heaven, Jesus gave Peter and the other disciples a final command: “Go and make disciples of all nations...you will receive power from the Holy Spirit and you will be my witnesses in Jerusalem, and in all Judea and Samaria, and to the end of the earth.” (See Matthew 28:19-20 and Acts 1:8.) Jesus was revealing His heart for the whole world to hear the gospel. Peter and the disciples were initially hesitant, but as we see in today’s story, Jesus was faithful to remind Peter of His love for the world!

TRANSITION: Say, “Today’s lesson is good news! God loves ALL people! He wants to teach us the truth about who He is every day. And even if the truth surprises us, like it did Peter, we can be sure that we should listen and obey because **God is truth!**”

DISCUSS — 10 MINUTES

Say, "What a great story. Let's discuss it."

1. Who did God reveal truth to in our story?

Response: Cornelius and Peter

2. How were Cornelius and Peter different from one another?

Response: Cornelius was a Gentile and an Italian military officer. Peter was a Jewish man, a disciple of Jesus, and a former fisherman.

3. What did Cornelius and Peter have in common?

Response: They both loved God and wanted to know the truth about Him.

4. What important truth did God reveal to Peter and Cornelius?

Response: God wants all people to receive His forgiveness and be saved.

5. How did God reveal this truth to Peter?

Response: God revealed this truth through a vision of many animals on a large sheet.

6. How did God reveal this truth to Cornelius?

Response: God revealed this truth through an angel and Peter's teaching.

7. What happened when Peter shared the good news of Jesus?

Response: The people were filled with the Holy Spirit.

8. What did you learn about God in today's lesson?

Response: God is true. God loves all people. God wants people to know truth. God will teach the truth to those who want to hear it, etc.

TRANSITION: Say, "Great discussion! Let's work on a craft that will help us remember that **God is truth.**"

RESPOND — 15 MINUTES

MATERIALS: | White Butcher Paper (1 large piece per class) | Painters Tape | Markers | Old Magazines | Scissors | Glue Sticks |

Say, "We will create a class collage to help us remember the truth from today's story. God loves all people and wants everyone to receive His forgiveness and know Him forever. Let's make a giant picture to remind us that God is loving and true."

INSTRUCTIONS:

1. Tape a large piece of white butcher paper on the wall using the painters tape.
2. At the top of the paper, write, "God is true, and He loves all people."
3. Make the magazines, scissors, and glue available.
4. Explain to the kids that they are to find pictures of people God loves, cut them out, and glue them to the butcher paper. Have the children work on this project until the collage is full.

TRANSITION: Say, "Let's keep this collage in our classroom to remind us of Peter's vision and that God is true. He can be trusted and obeyed even if the truth He reveals is surprising!"

MEMORIZE — 5 MINUTES**MATERIALS:** | Stuffed Animal |

Say, "Our memory verse for this month will help us remember that God is true. Who is ready to practice it with me?"

So Jesus [put right middle finger to left palm, then left middle finger to right palm] **said to the Jews who had believed** [point to your head] **him,**
"If you abide [hug yourself] **in my word** [hold hands open like a book],
you are truly [two thumbs up] **my disciples, and you will know** [point to our head] **the truth** [hold arms in "T" position], **and the truth** [hold arms in "T" position] **will set you free** [stretch arms wide]."
John 8:31-32, ICB [hold hands open like a book]

CHALLENGE: Play a game to reinforce Bible memory. Start saying the verse and then pause, lightly tossing the stuffed animal to a child, indicating that they are to say the following word or phrase. The children should repeat the process until the passage has been recited completely.

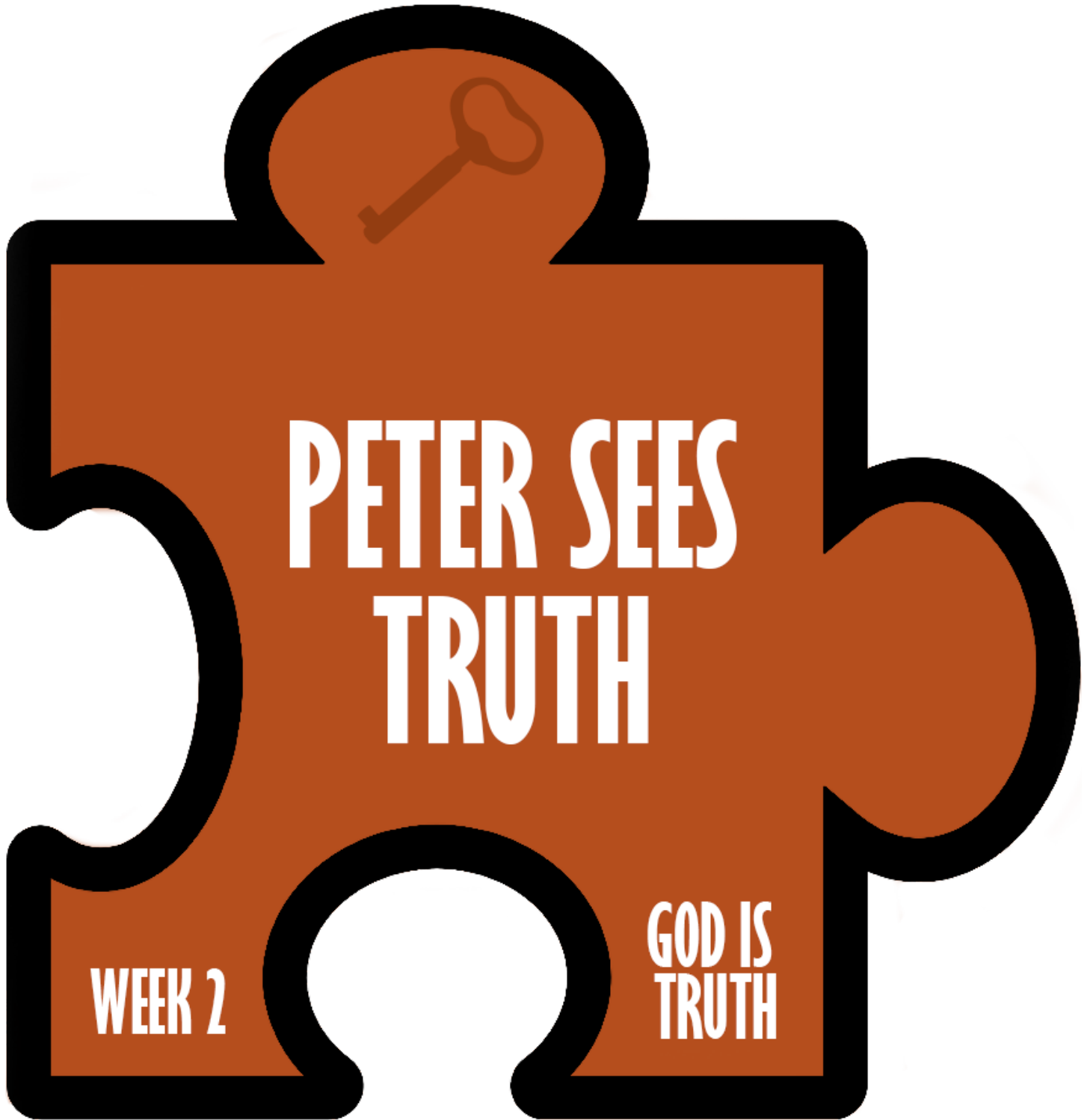
REFLECT — 5 MINUTES

Say, "God showed Peter that the good news of Jesus is for everyone who believes. He used Cornelius to teach Peter that God is true and wants to reveal the truth to the world, no matter who you are. Let's pray and ask God to reveal more truth about who He is and His love for the world. Who wants to start our prayer?"

SAMPLE PRAYER: *"God, thank You for loving us—all of us and each one of us! No matter where we come from, we can have salvation and the gift of Your Holy Spirit. Help us to be willing to share this Good News with everyone we meet, even if they are different from us! Amen!"*

RELEASE —

If there is extra time, replay "Nyama, Nyama, Nyama!" review the big idea, finish crafts, or allow the children to ask questions about the lesson.



THE PRISON GUARD SEES THE TRUTH

BIBLE PASSAGE

Acts 16:16-34 (ICB)

BIG IDEA

God is Truth

FOCUS VERSE

“So Jesus said to the Jews who had believed him, ‘If you abide in my word, you are truly my disciples, and you will know the truth, and the truth will set you free.’” John 8:31-32 (ICB)

LESSON MATERIALS

| Puzzle Piece | Music Player | Props or Dress-Up Clothes | Children’s Bibles | *Paul and Silas* Activity Page | Cardstock | Hole Punch | Yarn | Scissors | Tape | Crayons or Markers |

GREET — 15 MINUTES

Connection questions to ask as the children arrive:

- Have you ever felt an earthquake? What was it like?
- How did you feel? (Scared, Sad, Angry, etc.) or How do you THINK you would feel (if you’ve never experienced an earthquake)?

WORSHIP — 10 MINUTES

Say, “Sometimes we go through scary things and feel afraid, but God says He will always be with us. We can trust the Lord because **God is truth**. Today’s lesson will teach us about two men: Paul and Silas. They had some frightening experiences, but they could praise God because they knew He was with them. We can also praise God because He is true and will be with us no matter what.”

We recommend “We Can Trust Him” as a theme song for this unit. You can find it on YouTube from LifeTree Kids. “We Believe” by Yancy not Nancy and “Abide” by Aaron Williams are also fantastic choices for this lesson.

PRAY — 5 MINUTES

Gather the class for corporate prayer. Allow a willing student to lead the prayer.

SAMPLE PRAYER: “God, thank You for being the only true God. We can worship You when we are happy and feel safe; we can also worship You when we are scared or afraid. Help us to worship You with all we say and do. Amen!”

REVIEW — 5 MINUTES

MATERIALS: | Puzzle Piece |

BACKGROUND: Say, “Two weeks ago, we learned about a Jewish man named Saul who was very religious but did not see the truth. Jesus revealed the truth of who He is to Saul while he traveled the road to Damascus. This meeting with Jesus completely changed Saul’s life! We will learn more about that today! Last week, we learned how God revealed the truth to Peter and Cornelius—the truth about His love for all the nations of the world! So far in our unit, we are seeing that the truth God reveals to us will change our lives when we accept and believe.”

TRANSITION: Say, “Now, let’s play a game before we read our story!”

ENGAGE — 10 MINUTES

MATERIALS: | Music player |

Say, “Today we are going to play a game called *Musical Statues* [or *Freeze Dance*]! This game will give you a chance to dance and test your listening skills! Who’s ready to play?”

GAME GOAL: Students will dance while the music is playing and freeze in place without moving when the music stops.

HOW TO PLAY:

1. Gather the students in a large circle.
2. Choose fun, energetic music to play.
3. While the music is playing, students will dance and move around.
4. When the music stops, all students must freeze like a statue in whatever position their bodies are moving while dancing.
5. Any student who moves after the music stops is out of the game for that round.
6. Continue playing and stopping the music. Students who get “out” can help judge.
7. The winner is the last student who becomes a statue when the music stops!

TRANSITION: Say, “Great job dancing and freezing like a statue! You have fantastic listening skills. Today we are going to learn how Paul listened to God and how God showed him when to move and when to stay still!”

LEARN — 10 MINUTES

MATERIALS: | Props or Dress-Up Clothes | Children’s Bibles |

Say, “Do you remember our lesson from two weeks ago about God revealing the truth of Jesus to a Jewish man named Saul? [Have the children share the details they remember.] Saul had been arresting and harming Christians because he thought that was what God wanted. However, that all changed when Jesus met Saul along the road to Damascus. Jesus encountered Saul with a bright light. Even though

that light temporarily blinded Saul, it helped him 'see' for the first time that Jesus is God's Son. This event changed Saul forever, and instead of harming Christians, he spent the rest of his life as a missionary sharing the good news about Jesus with people all over the world.

"Because of Saul's ministry in other countries and to non-Jews, Saul used his Greek/Gentile name – Paul. An example of this might be if a man named John travels to Mexico, he may use the name Juan while there so the people will more easily connect with him. Wherever Paul traveled, he preached the gospel of Jesus and helped plant churches all over the world. Paul's obedience to Jesus helped grow the Church and shared the truth of Christ worldwide! Let's read about one of Paul's missionary journeys to a city called Philippi." Read Acts 16:16-34 (ICB).



CONSIDER CONVERTING THE STORY TO A DRAMA WHERE THE CHILDREN ACT IT OUT AS YOU READ. WRITE THE CHARACTERS' NAMES ON THE BOARD AND GIVE THEM A UNIQUE PROP TO CLARIFY WHO EACH PERSON IS.

¹⁶ Once, while we were going to the place for prayer, a servant girl met us. She had a special spirit in her. She earned a lot of money for her owners by telling fortunes. ¹⁷ This girl followed Paul and us. She said loudly, "These men are servants of the Most High God! They are telling you how you can be saved!" ¹⁸ She kept this up for many days. This bothered Paul, so he turned and said to the spirit, "By the power of Jesus Christ, I command you to come out of her!" Immediately, the spirit came out. ¹⁹ The owners of the servant girl saw this. These men knew that now they could not use her to make money. So they grabbed Paul and Silas and dragged them before the city rulers in the marketplace. ²⁰ Here they brought Paul and Silas to the Roman rulers and said, "These men are Jews and are making trouble in our city. ²¹ They are teaching things that are not right for us as Romans to do." ²² The crowd joined the attack against them. The Roman officers tore the clothes of Paul and Silas and had them beaten with rods again and again. ²³ After being severely beaten, Paul and Silas were thrown into jail. The jailer was ordered to guard them carefully. ²⁴ When he heard this order, he put them far inside the jail. He pinned down their feet between large blocks of wood. ²⁵ About midnight Paul and Silas were praying and singing songs to God. The other prisoners were listening to them. ²⁶ Suddenly, there was a big earthquake. It was so strong that it shook the foundation of the jail. Then all the doors of the jail broke open. All the prisoners were freed from their chains. ²⁷ The jailer woke up and saw that the jail doors were open. He thought that the prisoners had already escaped. So he got his sword and was about to harm himself. ²⁸ But Paul shouted, "Don't hurt yourself! We are all here!" ²⁹ The jailer told someone to bring a light. Then he ran inside. Shaking with fear, he fell down before Paul and Silas. ³⁰ Then he brought them outside and said, "Men, what must I do to be saved?" ³¹ They said to him, "Believe in the Lord Jesus and you will be saved—you and all the people in your house." ³² So Paul and Silas told the message of the Lord to the jailer and all the people in his house. ³³ At that hour of the night the jailer took Paul and Silas and washed their wounds. Then he and all his people were baptized immediately. ³⁴ After this the jailer took Paul and Silas home and gave them food. He and his family were very happy because they now believed in God.

Say, "Wow! What an exciting story! God led Paul and Silas to a town called Philippi where they met a girl who was saying truthful things, yet something was wrong. Have you ever met someone who said true things but said it in a mean way? Like saying, 'you have big feet,' but saying it like this [repeat the phrase in a disgusted voice]. This girl may have been saying something true, but she was not being helpful. When Paul prayed for the girl, she was freed from the evil spirit.

"Well, the servant girl's owners were not happy about this at all. They became angry and had Paul and Silas beaten and thrown in jail!"

Ask, "What do you think you would do if you were treated like Paul and Silas? How would you feel? [Give the children a chance to respond.] I would be very upset, to say the least, if this happened to me.

"But how incredible is it that Paul and Silas responded by worshiping God! Their worship was a testimony of their trust in God, and God responded with a miracle! An earthquake caused the jail to collapse, providing an escape for all the prisoners! But Paul did a shocking thing---he didn't run out! Instead, he stayed and instructed all the prisoners to do the same. Why? Most likely, God told Paul he should not leave. Paul chose to obey, and through His obedience, the man who guarded the prison and his entire family believed in Jesus! Paul faithfully listened to the truth God revealed, and he traveled all over the world to share the truth of the gospel with many people."



THIS MAY BE AN EXCELLENT TIME TO SHARE THE GOSPEL WITH THE CHILDREN. REREAD VERSES 30-34 AND EXPLAIN THAT WE CANNOT SAVE OURSELVES. CHRISTIANITY ISN'T ABOUT WHAT WE CAN DO BUT WHAT GOD CAN DO! WHEN WE REPENT OF OUR SINS, ACKNOWLEDGE OUR NEED FOR A SAVIOR, AND BELIEVE THAT JESUS IS THAT SAVIOR, HE MAKES US HIS VERY OWN. PRAYERFULLY ASK THE HOLY SPIRIT TO GIVE YOU REGULAR OPPORTUNITIES TO SHARE THE GOOD NEWS OF JESUS WITH YOUR CHILDREN.

JOINING TO JESUS

Your children may feel God only speaks to grown-ups or church leaders. Help them understand that He speaks to all His children. The voice of Jesus isn't usually something we hear physically; it might be an idea or recurring thought. He may also speak to us through other people or experiences. So, how do we know if the voice is God's? Jesus only speaks the truth, and He brings us peace and joy. Most importantly, everything Jesus says will ALWAYS agree with the Bible. That's why we need to teach the children God's Word. As they grow in their knowledge of the Bible, they will be able to recognize Jesus' voice when He speaks to them.

TRANSITION: Say, "What an amazing story! Paul knew God is truth and that He is trustworthy, so he listened to God's instructions. Because Paul listened to God's voice, a prison guard and his family became followers of Jesus. God is awesome!"

DISCUSS — 10 MINUTES

Say, “What a great story. Let’s talk about it.”

1. What was the name of the city Paul visited?

Response: Philippi

2. Why did Paul reject the words of the young lady?

Response: God showed Paul that despite her correct words, she was being used by evil people.

3. What happened to Paul and Silas after they helped free the girl from the evil people?

Response: They were beaten and thrown in jail!

4. When Paul and Silas worshiped in prison, what happened?

Response: God brought an earthquake that made the prison collapse.

5. Instead of running away, Paul and Silas stayed in the prison. Was this a wise choice?

Response: Yes! They were listening to God, and because of their obedience, the prison guard and his family became believers in Jesus!

6. What did you learn about God in today’s lesson?

Response: **God is truth.** God is trustworthy. God reveals the truth of Jesus to people. God calls His people to share the truth of Jesus, etc.

TRANSITION: Say, “Great discussion! Let’s work on a craft that will help us remember that **God is truth.**”

RESPOND — 15 MINUTES

MATERIALS: | *Paul and Silas* Activity Page (1 image per child) | Cardstock | Hole Punch | Yarn | Scissors | Tape | Crayons or Markers |



BEFORE CLASS, PRINT THE *PAUL AND SILAS* ACTIVITY PAGE ON CARDSTOCK. THERE WILL BE TWO PICTURES PER PAGE. CUT THEM APART SO YOU CAN GIVE ONE IMAGE TO EACH CHILD.

Say, “We will create a craft to help us remember today’s lesson. Who’s ready?”

INSTRUCTIONS:

1. Give each student one *Paul and Silas* image and have them color it.
2. Punch four holes in the circles at the top and bottom of each picture.
3. Have the children choose their yarn and cut a long piece they can use to “sew” the prison bars. (Tape the yarn on the back to secure it.)

TRANSITION: Say, “Wow! Your pictures look great! What was your favorite part of today’s lesson? I hope you’ll share your craft with your families and share the Good News with them, just like Paul and Silas did for the jailer.”

MEMORIZE — 5 MINUTES

Say, “This month, we have been memorizing John 8:31-32 [ICB]. It reminds us that God reveals His truth to His disciples. Who can tell me how He does that? [Give the children a few moments to respond.] God reveals truth in His Word. His Word is Jesus and the Bible. God also speaks to us through His Spirit and

other believers; we know those things are the voice of God when they line up with the Bible and the words of Jesus. Let's practice our Focus Verse together now."

So Jesus [put right middle finger to left palm, then left middle finger to right palm] **said to the Jews who had believed** [point to your head] **him,**
"If you abide [hug yourself] **in my word** [hold hands open like a book],
you are truly [two thumbs up] **my disciples, and you will know** [point to our head] **the truth** [hold arms in "T" position], **and the truth** [hold arms in "T" position] **will set you free** [stretch arms wide]."
John 8:31-32, ICB [hold hands open like a book]

REFLECT — 5 MINUTES

Say, "God was with Paul and Silas. They trusted God would be with them, even when things seemed bad, because **God is truth!** Let's pray and ask God to help follow Paul's example!"


SAMPLE PRAYER: "God, thank You for revealing the truth of Jesus to all your children! You want to share the truth with us so we can share it with others! Please help us listen to Your voice and obey what You reveal. Thank You for being trustworthy and true! Amen."

RELEASE —

If there is extra time, replay the game, review the big idea, finish the craft, or allow the children to ask questions about the lesson.



PAUL AND SILAS ACTIVITY PAGE



JOHN SEES THE TRUTH

BIBLE PASSAGE

Revelation 21:1-7 (ICB)

BIG IDEA

God is Truth

FOCUS VERSE

“So Jesus said to the Jews who had believed him, ‘If you abide in my word, you are truly my disciples, and you will know the truth, and the truth will set you free.’” John 8:31-32 (ICB)

LESSON MATERIALS

| Puzzle Piece | Two boxes | Various objects | Blindfold (optional) | Blue Construction Paper
| *Jesus and Sunshine* Activity Page | Cotton balls | Crayons or Markers | Scissors | Glue |
Whiteboard | Dry Erase Markers | Paper | Pens or Pencils |

GREET — 15 MINUTES

Connection questions to ask as the children arrive:

- What do you think Heaven looks like?
- What do you think God’s people do in Heaven?

WORSHIP — 10 MINUTES

Teaching kids that God is worthy of our trust and worship is essential. As they grow, they will ask questions about why they should worship God. This unit study seeks to teach them that one of the countless reasons God is worthy of worship is because **God is truth**—and that makes Him trustworthy! Choose worship songs that emphasize this idea.

We recommend “We Can Trust Him” as a theme song for this unit. You can find it on YouTube from LifeTree Kids.

PRAY — 5 MINUTES

Before you teach, lead the class in prayer. You can teach the children how to pray by providing prayers for them to read, like the one we offer below.

SAMPLE PRAYER: “God, we praise You for You are worthy of our trust and worship. We can’t always believe everything we hear from people—but we can ALWAYS believe what You say because **You are truth!** Help us remember that we will see You one day because You promised that to us! Amen!”

REVIEW — 5 MINUTES

MATERIALS: | Puzzle Piece |

BACKGROUND: Say, “Today, we will complete this month’s lessons. What special attribute [character trait] of God have we talked about over and over? Yes! We have talked about how **God is truth**. Additionally, we have learned that God wants His people to know the truth about who He is, and we saw that through the stories of Saul, Peter, Cornelius, and others. Today we will learn an amazing and important truth that God has for us—for you! Who would like to put up this week’s puzzle piece before we start our lesson?”

TRANSITION: Say, “Now, let’s play a game that will prepare our minds and hearts for the story from God’s Word.”

ENGAGE — 10 MINUTES

MATERIALS: | Two Boxes | Various Objects | Blindfolds (optional) |



BEFORE CLASS, CUT OUT A HOLE AT THE TOP OF EACH BOX THAT IS LARGE ENOUGH FOR A CHILD’S HAND TO FIT INSIDE. MAKE SURE THE HOLE IS SMALL ENOUGH SO THE KIDS CANNOT PEEK INSIDE THE BOX. (YOU CAN USE BLINDFOLDS IF PEEKING BECOMES AN ISSUE.)

Say, “Today, we are going to play a guessing game! You will have to guess what a hidden object is just by feeling it. Who is ready?”

GAME GOAL: To correctly guess the object in the box by feeling it with their hands

HOW TO PLAY:

1. Divide the students into two teams. Each team will select one person for each round of play.
2. Place the same object in each box and give the two students one minute to feel it with their hands.
3. After the time is up, each student will give their guess on the object in the box.
4. Both objects will be unboxed at the same time. Correct guesses earn one point for their team.
5. Play several rounds as time permits. The team with the most points wins!

TRANSITION: Say, “You did a great job on this guessing game! We played this game to remind us that we will see Jesus one day. We won’t have to guess what He might look like or be like! Let’s learn more about this!”

LEARN — 15 MINUTES

Say, “Today’s lesson comes from Revelation. It is the last book in the Bible and was written by one of Jesus’ disciples named John. Before Jesus went to heaven, He promised He would come back. John lived for a long time. It was so long that people who loved Jesus started to wonder if God’s promises were true. God wanted His people to trust Him and have hope, so He gave John this amazing vision, a revelation.

“God wants every Christian to know they will also see Jesus one day. The vision John received was meant to encourage followers of Jesus who were facing problems and trouble because they had chosen to follow Christ. Perhaps they had questions like: ‘Is Jesus real?’ ‘Why should I believe Him if I’ve never seen Him?’ ‘Why should I keep following Him if life is hard for me?’ God reassures His people with the Scripture we will read today! Let’s see what John saw in this vision!” Read Revelation 21:1-7 (ICB).

¹ Then I saw a new heaven and a new earth. The first heaven and the first earth had disappeared. Now there was no sea. ² And I saw the holy city coming down out of heaven from God. This holy city is the new Jerusalem. It was prepared like a bride dressed for her husband. ³ I heard a loud voice from the throne. The voice said, “Now God’s home is with men. He will live with them, and they will be his people. God himself will be with them and will be their God. ⁴ He will wipe away every tear from their eyes. There will be no more death, sadness, crying, or pain. All the old ways are gone.” ⁵ The One who was sitting on the throne said, “Look! I am making everything new!” Then he said, “Write this, because these words are true and can be trusted.” ⁶ The One on the throne said to me: “It is finished! I am the Alpha and the Omega, the Beginning and the End. I will give free water from the spring of the water of life to anyone who is thirsty. ⁷ Anyone who wins the victory will receive this. And I will be his God, and he will be my son.

Say, “Wow! What an incredible vision! What an amazing promise! One day we will live in a beautiful city with God the Father, God the Son [Jesus], and God the Holy Spirit! The vision of this city is spectacular; John could only describe it with human words and ideas like ‘a bride dressed for her husband.’ He was comparing what he saw to other things so we can understand how wonderful this city will be. John also saw that we would live with God and see God with our eyes! In this place, no one will die, no one will ever feel sad or cry, and there won’t be any more pain! That sounds like paradise!

“Even though we can’t see God now, we will see Him forever in a place where we will never hurt or feel sad or lose people we love to death ever again. God is reminding us that one day—He will make everything new! And if God promised it, it will happen because **God is truth**. The fantastic thing about this promise is that Jesus is exactly who He says He is! Every week in this unit, we have learned that God shares the truth with anyone who listens and believes. You don’t have to look a certain way or be from a particular country or family for God to reveal the truth to you! We know that if God promised it, it will happen—we will see Him and live with Him forever—because **God is truth!**”

JOINING TO JESUS

Before John’s vision, Jesus made a promise to John and the other disciples. He told them, “My Father’s house has many rooms...I am going there to prepare a place for you...I will come back and take you to be with me so that you also may be where I am.” (John 14:2) We wait with hope for His return to take us to live with Him forever.

TRANSITION: Say, “What a beautiful hope we have for the future. When we believe in Jesus and follow Him, He promises that we will see Him and live in perfect happiness forever.”

DISCUSS — 10 MINUTES

Say, "What a lesson today! Let's discuss it."

1. Who saw the vision in today's lesson?

Response: John

2. What did John compare to the beautiful city?

Response: A bride on her wedding day

3. What will make the city perfect?

Response: Jesus' presence will make the city perfect.

4. What will be missing in this place?

Response: Death, sadness, and pain will be missing.

5. Why did God give John this vision?

Response: This vision gives hope and encouragement to followers of Jesus.

6. Was this vision only for John?

Response: No, it's also for us and anyone who receives salvation through Jesus.

7. How can we know this vision will happen?

Response: God gave John this vision, and **God is truth!**

8. What have you learned about God in today's lesson?

Response: **God is truth.** God is preparing a home for His people. God wants to live with us forever, etc.

TRANSITION: Say, "Great discussion! Let's work on a craft that will help us remember that **God is truth.**"

RESPOND — 15 MINUTES

MATERIALS: | Blue Construction Paper (1 per student) | *Jesus and Sunshine* Activity Page (1 per student) | Cotton balls (2-3 per child) | Crayons or Markers | Scissors | Glue |

Say, "Today, we will make a craft to remind us of the beautiful truth God has promised us! God's promises can be trusted because **God is truth.**"

INSTRUCTIONS:

1. Give each student the *Jesus and Sunshine* Activity Page.
2. Instruct the children to color and cut out the Jesus and sunshine images.
3. Students should glue the sun and Jesus onto their blue construction paper.
4. Next, have the kids glue the cotton balls to the paper to create a visual of Jesus returning to Earth to get His followers.
5. Finally, write "Jesus will return!" at the bottom of the children's pages.

TRANSITION: Say, "These are beautiful crafts! Take them home and remember the amazing truth God has promised you! Jesus has gone to heaven to prepare a place for us to live with Him forever. One day we will see Him again! You can be sure it will happen because **God is truth.**"

MEMORIZE — 5 MINUTES

MATERIALS: | Whiteboard | Dry Erase Markers | Paper | Pens or Pencils |

Say, "Our memory verse for this month is helping us remember that God is true. Who is ready to recite it?"

So Jesus [put right middle finger to left palm, then left middle finger to right palm] **said to the Jews who had believed** [point to your head] **him,**
"If you abide [hug yourself] **in my word** [hold hands open like a book],
you are truly [two thumbs up] **my disciples, and you will know** [point to our head] **the truth** [hold arms in "T" position], **and the truth** [hold arms in "T" position] **will set you free** [stretch arms wide]."
John 8:31-32, ICB [hold hands open like a book]

CHALLENGE: Write the first letter of each word of the verses on the board. Have the children try to write the words using the board as a guide.

REFLECT — 5 MINUTES

Say, "God has revealed wonderful truths through the Bible passages we studied this month. We can be sure that He wants us to know Him, know His heart for the world, follow His voice, and live with Him forever in a perfect and beautiful place. I'm so thankful that we have the Bible to teach us that **God is truth!**

SAMPLE PRAYER: "God, thank You for revealing a beautiful promise to us today! We can't wait to see You and live with You forever! Sometimes what we see and feel in our world might make us question if Your promise is too good to be true. Holy Spirit, remind us of this promise in those moments. Remind us that this promise is trustworthy because **God is truth!** Amen!"

RELEASE —

If there is extra time, replay *The Box Game*, review the big idea, finish the craft, or allow the children to ask questions about the lesson.

