

# IN HIS IMAGE



# IN HIS IMAGE

## BONUS LESSON

**WRITER - SUMMER SNEED**  
**MANAGING EDITOR - KRISTI CAIN**  
**EDITOR (PRE-K) - KRISTI CAIN**  
**EDITOR - TIFFANY TRAINOR**  
**DESIGNER - ALLIE WAYNE**



© 2020 INTERNATIONAL PENTECOSTAL HOLINESS CHURCH  
2020 INTERNATIONAL PENTECOSTAL HOLINESS CHURCH

# IN HIS IMAGE

## PREPARATION GUIDE

BONUS LESSON - ELEMENTARY

### WEEK 1

#### LESSON MATERIALS

| *Matching Game* Activity Page (1 set for every 2 students) | Cardstock | *Finger-Paint Friends Example* Activity Sheet (2-3 copies per class) | *Finger-Paint Friends* Activity Page (1 per child) | Paper Plates | Washable Finger Paint | Fine-Tip Markers | Wet Wipes | Painting Smocks (optional) | *Focus Verse* Activity Page (1 per child) | *Focus Verse Key* Activity Page (1 per class) | Pencils |

# IN HIS IMAGE

## BIBLE PASSAGE

Genesis 1:27, Psalm 139:13-19 (ICB)

## BIG IDEA

God created me to bring Him glory.

## MEMORY VERSE

“You made my whole being. You formed me in my mother’s body. I praise you because you made me in an amazing and wonderful way. What you have done is wonderful.

I know this very well.” Psalm 139: 13-14 (ICB)

## LESSON MATERIALS

| *Matching Game Activity Page* | Cardstock | *Finger-Paint Friends Example Activity Sheet* | *Finger-Paint Friends Activity Page* | Paper Plates | Washable Finger Paint | Fine-Tip Markers | Wet Wipes | Painting Smocks (optional) | *Focus Verse Activity Page* | *Focus Verse Key Activity Page* | Pencils |

## GREET — 15 MINUTES

Connection questions to ask as the children arrive:

- Has anyone ever told you that you look or act like someone else? (For example, a parent, a friend, or a famous person)
- Do you agree?
- If you could look like anyone, who would it be?

## WORSHIP — 10 MINUTES

Humans are God’s unique and special creation, and we are the only things He made in His own image. However, because He is our Creator, we must recognize His authority over us. Because God made us, He (our Creator) defines who we are, and we should seek to live in a way that glorifies and reflects Him. Today’s bonus lesson will remind your students (and you!) of the foundational truth that God created me to bring Him glory! For the worship time, select songs that connect with this truth.

We suggest “Who You Say I Am” by Yancy Not Nancy as a theme song for this special bonus lesson.

## PRAY — 5 MINUTES

Say, “Let’s pray and thank God for being our good and all-powerful Creator. He made us and loves us so much.”

**SAMPLE PRAYER:** “Dear God, we praise You because You made us in Your own image so we could share

*Your love with the world. We acknowledge Your power over everything, and we are thankful for Your strength and goodness. Help us to live and love in ways that glorify and reflect You. Amen."*

## REVIEW – 5 MINUTES

**BACKGROUND:** Say, "We have been made in God's image and are His most valued creation. In Genesis 1, we read how God carefully crafted Earth to be a good and beautiful place where people could live and thrive. Then God created the first man and woman and breathed into them the breath of life. When He did that, He made the only part of creation that would bear His image! This means that God chose people – women, men, girls, and boys - to follow Him and show the world what He is like. That's amazing!"



USE THE EXAMPLE OF A MIRROR TO HELP THE CHILDREN UNDERSTAND WHAT IT MEANS FOR US TO "REFLECT" GOD.

Say, "Being made in God's image does not mean we are little gods. Instead, we have been created with a unique ability to glorify and reflect God! What does it mean to reflect someone or something? [Allow for responses.] When we reflect God, it means we look like Him, specifically His Son, Jesus. Now that doesn't mean we will physically look like Jesus. We might not have dark hair and skin as He did, and most of you aren't men! Instead, it means that with the help of the Holy Spirit, we can become like Jesus in how we act, what we do, how we feel, and what we want. This also means that as image-bearers of God, our identity [who we really are] is connected to who God created us to be! Today we will learn that God created me [and you] to bring Him glory! We don't ever have to wonder why God made us. The Bible tells us! And that's what we're learning about today." There is no puzzle piece for today's Bonus Lesson.



WHEN WE DISCUSS "LOOKING LIKE JESUS" OR HAVING THE SAME ATTRIBUTES AS JESUS, IT'S IMPORTANT TO REMEMBER THAT THIS IS THE WORK OF THE HOLY SPIRIT. WE NEED TO TEACH CHILDREN THAT, AS CHRISTIANS, OUR "JOB" IS NOT TO "TRY TO BE A GOOD PERSON." INSTEAD, WE ARE TO BE ABOUT LEARNING TO ABIDE IN CHRIST. (JOHN 15:4-5) AS WE DRAW CLOSE TO JESUS AND GROW IN THE FULLNESS OF THE HOLY SPIRIT, HE CHANGES US FROM THE INSIDE OUT, AND HE SHAPES US INTO OBEDIENT, LOVING IMAGE-BEARERS OF GOD.

**TRANSITION:** Say, "Let's get started with a game! Who's ready?"

## ENGAGE – 10 MINUTES

**MATERIALS:** | *Matching Game Activity Page* (1 set for every 2 students) | Cardstock |



BEFORE CLASS, PRINT OUT THE MATCHING GAME ACTIVITY PAGE ON CARDSTOCK. YOU SHOULD HAVE ONE SET OF CARDS FOR EVERY TWO CHILDREN. TO CREATE A GAME YOU CAN USE IN THE FUTURE, LAMINATE THE CARDS.

**GAME GOAL:** Students will compete to find the most matches.

**HOW TO PLAY:**

1. Explain that you will pair everyone to play a traditional matching game. (If you have an odd number of children, create one group of three.)
2. Divide your children into pairs and give each group a matching game.
3. Have them take turns turning over two cards to find a match. If a child finds a pair, they should remove it from the area of play and sit it next to them to be counted at the end of the game. The child who finds the match should go again.
4. The game continues until all the matching pairs are found. At that time, the players should count their matches.
5. The player with the most matches wins.
6. If time allows, play additional rounds and have children trade partners each time.

**TRANSITION:** Say, "You did a great job finding the matching pairs! Just as you spent the last few minutes looking for things that matched, God wants us to 'match' His Son, especially in how we love Him and others. When we do that, we bring God glory!"

**LEARN — 15 MINUTES**

Say, "Today, we will learn what it means to be made in God's image. As His special creation, we have a unique purpose no other created thing has---to reflect God! Because we are created to reflect God, our identity [who we really are] is found in our Creator! Let's read from God's Word and learn more about our unique purpose as God's image bearers." Read Psalm 139:13-19 (ICB).

<sup>13</sup> You made my whole being.

You formed me in my mother's body.

<sup>14</sup> I praise you because you made me in an amazing and wonderful way.

What you have done is wonderful.

I know this very well.

<sup>15</sup> You saw my bones being formed  
as I took shape in my mother's body.

When I was put together there,

<sup>16</sup> you saw my body as it was formed.

All the days planned for me  
were written in your book  
before I was one day old.

<sup>17</sup> God, your thoughts are precious to me.

They are so many!

<sup>18</sup> If I could count them,  
they would be more than all the grains of sand.

When I wake up,  
I am still with you.

Read Genesis 1:27 (ICB).

So God created human beings in his image. In the image of God he created them. He created them male and female.

Say, "Isn't it amazing how God created us! God knows, loves, and carefully makes every single man, woman, boy, and girl! He is aware of precisely who we are! Bearing God's image is not about what we look like in our appearance. It's about how we glorify and reflect God in how we live and love others. This is the purpose God gave us when He created us – to bring Him glory! We might think or hear that our primary purpose is to be happy, rich, beautiful, powerful, or famous, but this is not why God made us."

Ask, "What do you want to be when you grow up? [Allow for responses.] Those are some exciting jobs! No matter what job you have one day, that isn't the most important thing about you. Above all other things, God made you to bring Him glory!"

"Jesus came to the earth and lived as a human being: fully God and fully man. He is our example of how we should live and love others, and only He can show us what it looks like to be made in God's image. When we live as Jesus lived, we bring God glory and fulfill the plan God has for us. Jesus had to make difficult choices to glorify God, and we will too. In those moments, we can remember that our Creator is kind and trustworthy. He knows us. He sees us, and He loves us. Since He is powerful enough to create everything, He is also powerful enough to help us follow Christ, even when it is hard. We can trust that our Creator knows best and will always be with us."

**TRANSITION:** Say, "It's so wonderful that God gave us His Word to help us understand who God is and who He has made us to be."

## JOINING TO JESUS

JESUS WAS 100% GOD AND 100% HUMAN. HE IS OUR PERFECT EXAMPLE OF WHAT IT MEANS TO BEAR GOD'S IMAGE. AS A HUMAN, JESUS WAS TEMPTED TO MAKE SELFISH CHOICES INSTEAD OF LIVING TO HONOR GOD. JESUS WAS TEMPTED JUST LIKE WE ARE, BUT HE DID NOT GIVE INTO SATAN'S TEMPTATION. WE WILL BE TEMPTED TO MAKE SINFUL CHOICES THAT WE THINK WILL MAKE US HAPPY AND COMFORTABLE OR CHOICES THAT DON'T ALIGN WITH THE IDENTITY GOD GAVE US. IN THOSE DIFFICULT MOMENTS, WE CAN ASK JESUS TO HELP US.

### DISCUSS – 10 MINUTES

Say, "Today's lesson was amazing! Let's talk about it together."

**1. Who created you?**

Response: God created me!

**2. Why did God make you?**

Response: To bring Him glory.

**3. What does it mean to be an image-bearer?**

Response: It means we have been made to reflect God.

**4. Who shows us what it means to reflect God?**

Response: Jesus

**5. Why is Jesus our perfect human example?**

Response: He is fully God and fully man. He perfectly loves God and others.

**6. What can we do when Satan tempts us to doubt God's purpose for our created life?**

Response: We can ask Jesus to help us and to remind us that God created us to bring God glory!

**7. What did you learn about God today?**

Response: **God created me to bring Him glory.** God is our Creator. God made us to be His special creation. God created us to be His image bearers, etc.

**TRANSITION:** Say, "Great discussion! Now, let's work on a craft that will help us remember that **God created me to bring Him glory!**"

**RESPOND – 15 MINUTES**

**MATERIALS:** | *Finger-Paint Friends Example Activity Page* (2-3 copies per class) | *Finger-Paint Friends Activity Page* (1 per child) | Cardstock | Paper Plates | Washable Finger Paint | Fine-Tip Markers | Wet Wipes | Painting Smocks (optional) |



BEFORE CLASS, PRINT THE *FINGER-PAINT FRIENDS* ACTIVITY PAGE ON CARDSTOCK. YOU'LL NEED ONE COPY PER CHILD. PROVIDE SEVERAL COPIES OF THE *FINGER-PAINT FRIENDS EXAMPLE ACTIVITY PAGE* FOR THE KIDS TO SHARE.

**INSTRUCTIONS:**

1. Give each child wet wipes and a *Finger-Paint Friends Activity Page*.
2. Provide several copies of the *Finger-Paint Friends Example Activity Page* for the children to view. Disperse the painting smocks (optional).
3. Create paint palettes with washable paint and paper plates for every 3-4 children.
4. Then, direct the children to dip their thumbs into the paint palette to create the bodies of their "finger-paint friends." (Demonstrate first.) Note that their pages will look best if their "friends" are in various colors. (Explain that they can use the wet wipes to clean their thumbs before changing to a new color.)
5. Finally, they should use the fine-tip markers to add details to their "finger-paint friends:" hair, arms, legs, etc.

**TRANSITION:** Say, "Wow! Your Finger-Paint Friends look amazing! As our fingerprints demonstrate, we have each been uniquely made by God, our Creator. God designed us with a special combination of talents, interests, personalities, and looks. You didn't choose those things; He made you that way. However, we have also been created for a common purpose – to love, honor, and glorify God. I wonder how God is using you to do that? I wonder how He will use it as you grow? I can't wait to see! Now, I hope you will take the pictures home, hang them up somewhere special, and remember that God created you to bring Him glory."

**MEMORIZE – 5 MINUTES**

**MATERIALS:** | *Focus Verse Activity Page* (1 per child) | *Focus Verse Key Activity Page* (1 per class) | Pencils |

Say, "Today, we are learning a new verse to help us remember that **God created you and me to bring Him glory!** Normally when we learn a verse, we work on it together for four weeks. However, for today's special bonus lesson, we only have one day to learn it. So, we're going to start with an activity page where you



will solve a code to figure out the verse, and then we will practice saying it together.”

Provide each child with a *Focus Verse Activity Page* and a pencil. Then, give everyone several minutes to solve the code and write down the words to Psalm 139:13-14. Finally, read the verse aloud and then work on memorizing it together. If helpful, pair students up for this activity.

Say, “Great job breaking the code! Now you know the words to this week’s Focus Verse. Let’s practice it together.

**“You made my whole being.** [*Touch the top of your head and the tops of your feet.*] **You formed me in my mother’s body.** [*Make a half-circle motion from your stomach, like a pregnant belly.*] **I praise you** [*Lift both hands to the sky.*] **because you made me in an amazing and wonderful way.** [*Open your eyes wide, place hands on both sides of your face, and open your mouth in surprise.*] **What you have done is wonderful.** [*Give two thumbs up.*] **I know this very well.** [*Tap your head with your index finger.*]” **Psalm 139:13,14** (*hold hands open like a book*)

## REFLECT — 5 MINUTES


Say, “We learned something essential today: God is our powerful Creator. Every woman, man, girl, and boy is a special creation made by God with a unique design. We also have a purpose - to glorify and reflect God in how we live and love others. Thankfully, it’s not left to us to figure out who we are. Because God loves us so very much, He gave us the Bible and His Son, Jesus, to tell us who we are and what we have been created to do. Today’s lesson is very important, and I hope you will never forget that **God created you to bring Him glory.**”

**SAMPLE PRAYER:** “*Thank You, God, for who You are! You are the only one worthy of our worship because You are our Creator! Help us glorify and reflect You in all that we do! Amen.*”


## RELEASE —


If there is extra time, replay the game, or finish the craft or *Focus Verse Activity Page*.

# In His Image Matching Game Page 1



# In His Image Matching Game Page 2





**“You made my whole being. You formed me in my mother’s body. I praise you because you made me in an amazing and wonderful way. What you have done is wonderful.**

**I know this very well.” Psalm 139: 13-14 (ICB)**

A vertical line of cursive handwriting that reads "You made my whole being. You formed me in my mother's body. I praise you because you made me in an amazing and wonderful way. What you have done is wonderful. I know this very well."

**“You made my whole being. You formed me in my mother’s body. I praise you because you made me in an amazing and wonderful way. What you have done is wonderful.**

**I know this very well.” Psalm 139: 13-14 (ICB)**

# “IN HIS IMAGE” SECRET CODE

**Game goal: To decode the secret message**

The secret message is written in symbols. Unlock the secret code by matching the symbols to their letters.

Good luck!

△△× △□△△ △△ △×△△△△ △△△△△ △△×  
△△△△△△ △△ △△ △△ △△△△△△ △ △△△△  
△ △△△△△△ △△× △△△△△△△ △△× △△△△  
△△ △△ △△ △△△△△△△ △△△ △△△△△△△△△  
△△△ △×△△ △△× △△△△ △△△△ △△  
△△△△△△△△△ △ △△△△ △×△△△ △△△△  
△△△△ - △△△△△ 1 9 3 : 1 3 - 1 4  
△△△△ △△△△△

## Code Key:

a	b	c	d	e	f	g	h	i	j	k	l	m
□	◇	△	▱	⬡	▷	▽	⊗	◀	▽	▽	▷	▴
n	o	p	q	r	s	t	u	v	w	x	y	z
◁	▱	▽	▽	⬡	▱	∩	⊗	⊞	△	◁	▴	⊞



# “IN HIS IMAGE” SECRET CODE

**Game goal: To decode the secret message**

The secret message is written in symbols. Unlock the secret code by matching the symbols to their letters.

**Good luck!**

y o u m a d e m y w h o l e b e i n g . y o u  
 f o r m e d m e i n m y m o t h e r ' s b o d y .  
 i p r a i s e y o u b e c a u s e y o u m a d e  
 m e i n a n a m a z i n g a n d w o n d e r f u l  
 w a y . w h a t y o u h a v e d o n e i s  
 w o n d e r f u l . i k n o w t h i s v e r y  
 w e l l . - p s a l m 1 9 3 : 1 3 - 1 4

## Code Key:

a	b	c	d	e	f	g	h	i	j	k	l	m
□	◇	△	▱	⬡	◻	▽	⊗	◀	∇	▽	▶	▴
n	o	p	q	r	s	t	u	v	w	x	y	z
◁	▱	▽	▽	⬡	▱	⋈	⊗	⊞	▽	◁	▴	⊞