

# GOD IS IN CONTROL



# GOD IS IN CONTROL

## YEAR 3, UNIT 7

**WRITER - SANDY BECK**

**MANAGING EDITOR - KRISTI CAIN**

**EDITOR (PRE-K) - JENNIFER MCGHEE**

**EDITOR - TIFFANY TRAINOR**

**DESIGNER - ALLIE WAYNE**



# GOD IS IN CONTROL

## MONTHLY PREPARATION GUIDE

### YEAR 3, UNIT 07 - ELEMENTARY

In this unit, we are learning that **God is in control** of everything and that nothing can stop His plan. What is God's big plan? That's right! Sending Jesus to rescue us was God's big plan. Jesus came to earth as a baby, grew into a man, and died on the Cross to save us. Believing in Jesus is the **ONLY** way we can be saved. Knowing that **God is in control** gives us great joy and peace. We may not always understand why things happen, but we can trust God.

#### WEEK 1

**LESSON MATERIALS:** | Puzzle Piece | *Charades Cards* Activity Page (1 per small group) | Cardstock | *God is in Control* Activity Page (1 per child) | *Hearts* Activity Page (1 heart per child) | *Hands* Activity Page (1 set of hands per child) | Markers or Crayons | Scissors | Glue Sticks |

#### WEEK 2

**LESSON MATERIALS:** | *Charades Game* Cards (from lesson 1) | Puzzle Piece | Paper Plates (1 per child) | *Noah's Ark Spinner Bottom* Activity Page (1 per child) | *Noah's Ark Spinner Top* Activity Page (1 per child) | White Cardstock | Markers | Brass Fasteners | Scissors |

#### WEEK 3

**LESSON MATERIALS:** | Puzzle Piece | White Paper (1 per child) | Crayons or Markers | Target (1 per class) | 8 oz. Mason Jars with Lids (1 per child) | Elmer's Clear School Glue (4 oz per child) | Distilled Water (4 oz per child) | Black Food Dye | Silver Star Confetti (3 tsp per child) | Hot Glue Gun |

#### WEEK 4

**LESSON MATERIALS:** | Puzzle Piece | Disposable Plastic Cups (100 per team) | Paper (10 pieces per team) | Timer | *Sheep* Activity Page (1 per child) | Cardstock | Construction Paper (1 per child) | Scissors | Glue Sticks | Markers or Crayons | Cotton Balls (10-12 per child) | Index Cards (optional) |

# GOD CREATED ALL THINGS

## BIBLE PASSAGE

Genesis 1:31; 3:1-15 (ICB)

## BIG IDEA

God is in control

## FOCUS VERSE

"I know that You can do all things. No plan of Yours can be ruined." Job 42:2 (ICB)

## LESSON MATERIALS

| Puzzle Piece | *Charades Cards* Activity Page | Cardstock | *God is in Control* Activity Page | *Hearts* Activity Page | *Hands* Activity Page | Markers or Crayons | Scissors | Glue Sticks |

## GREET — 15 MINUTES

Connection questions to ask as the children arrive:

- Have you ever made plans to do something special? (Examples include planning a party, a special meal, or a birthday gift.)
- Tell me about when someone else's plans made you feel important, noticed, or loved.

## WORSHIP — 10 MINUTES

Remember that children watch us when we worship. As we demonstrate our love for Christ through our singing, they are learning to do the same. Encourage the kids to worship Jesus with their whole selves.

Say, "Colossians 1:17 [ICB] says, 'Christ was there before anything was made. And all things continue because of him.' God is in control of all things at all times. Let's think about that as we sing together."

"In Control" by Hillsong Worship is a great theme song for this unit. You can find a lyrics video for it on YouTube. Another song that works well with this lesson is "Won't Be Afraid" by Kingdom Kids.



AS YOU CONSISTENTLY PROVIDE TIME FOR WORSHIP AND PRAYER, YOU TEACH CHILDREN HOW IMPORTANT IT IS FOR A CHURCH BODY TO COME TOGETHER FOR THESE BIBLICAL PRACTICES.

## PRAY — 5 MINUTES

Begin your lesson with prayer.

**Sample Prayer:** "Dear God, as we listen to Your Word today, help us understand the message You have for us. Help us listen attentively and never forget that You love us enough to die on the cross so we can be saved. We love You. Amen."

**REVIEW — 5 MINUTES****MATERIALS:** | Puzzle Piece |

**BACKGROUND:** Say, “We are starting a new series of lessons this month called *God is in Control*. What does the word ‘control’ mean? It means having power over something. We have control over small things in our lives. Can you think of examples? [Mostly, we control who plays with our toys, how we speak to others, or whether we obey our parents.]

“However, when we say that ‘**God is in Control**,’ we mean that God has all power over everything, and nothing surprises Him. Today, we will talk about something sad that occurred at the beginning of creation. Even so, God knew what would happen, and He already had the plan to help His people.” Choose someone to put up this week’s puzzle piece.

**TRANSITION:** Say, “Let’s play a fun game to help us prepare for our lesson.”

**ENGAGE — 15 MINUTES****MATERIALS:** | Charades Cards Activity Page (1 per small group) | Cardstock |

BEFORE CLASS BEGINS, PRINT OUT THE *CHARADES CARDS* ACTIVITY PAGE ON CARDSTOCK. IF YOU HAVE A LARGE CLASS, CONSIDER MAKING ADDITIONAL CARDS WITH THE BLANK ONES PROVIDED.

Say, “Do you know how to play *Charades*? You will find examples of things God controls on these pieces of paper. One person will act out the words written in the dark print, and the rest will try to guess the answer. After we correctly guess, you will read the Scripture verse.”

**GAME GOAL:** To guess what is being acted out

**HOW TO PLAY:**

1. Begin by having a child randomly choose a card. Without using her voice, the child should act out what is written in bold.
2. The group will guess what the child is doing until someone gets the correct answer.
3. The first child to correctly guess gets to be the next “actor.”
4. Continue for several rounds.

**MODIFICATION:** If you have a large group, divide your class into two teams, making the game competitive. In this situation, teams will take turns acting out their card within a specific time limit. Award a point to each team who does this successfully.



REMEMBER THAT SOME CHILDREN ARE SHY AND WILL NOT FEEL COMFORTABLE ACTING IN FRONT OF A GROUP. THEY CAN STILL PARTICIPATE BY GUESSING, BUT DO NOT PUSH THEM TO BE THE PERSON “ON STAGE.”

**TRANSITION:** Say, “Why do you think we played *Charades*? What was each action teaching us? Right! We were learning that **God is in control** of everything! Today’s lesson will teach us about one of the darkest days in history. Because God loves the people He made, He was sad by what happened, but it did not change how much He loves His children or His power to rescue them.”

## LEARN — 10 MINUTES

Say, “This month, we will learn that God has always been in control of everything, and nothing is out of His reach. Beginning at the beginning, God created the earth and everything in it. In Genesis 1:31, we read, ‘God looked at everything He had made, and it was very good . . .’ God could never create anything bad because God is perfect. Everything He makes is true, good, and beautiful.

“God loved the world He created but loved the people He made more. He would always love them no matter what.” Read Genesis 3:1-13 (ICB).

**<sup>1</sup> Now the snake was the most clever of all the wild animals the Lord God had made. One day the snake spoke to the woman. He said, “Did God really say that you must not eat fruit from any tree in the garden?” <sup>2</sup> The woman answered the snake, “We may eat fruit from the trees in the garden. <sup>3</sup> But God told us, ‘You must not eat fruit from the tree that is in the middle of the garden. You must not even touch it, or you will die.’ <sup>4</sup> But the snake said to the woman, “You will not die. <sup>5</sup> God knows that if you eat the fruit from that tree, you will learn about good and evil. Then you will be like God!”<sup>6</sup> The woman saw that the tree was beautiful. She saw that its fruit was good to eat and that it would make her wise. So she took some of its fruit and ate it. She also gave some of the fruit to her husband who was with her, and he ate it. <sup>7</sup> Then, it was as if the man’s and the woman’s eyes were opened. They realized they were naked. So they sewed fig leaves together and made something to cover themselves. <sup>8</sup> Then they heard the Lord God walking in the garden. This was during the cool part of the day. And the man and his wife hid from the Lord God among the trees in the garden. <sup>9</sup> But the Lord God called to the man. The Lord said, “Where are you?” <sup>10</sup> The man answered, “I heard you walking in the garden. I was afraid because I was naked. So I hid.” <sup>11</sup> God said to the man, “Who told you that you were naked? Did you eat fruit from that tree? I commanded you not to eat from that tree.” <sup>12</sup> The man said, “You gave this woman to me. She gave me fruit from the tree. So I ate it.” <sup>13</sup> Then the Lord God said to the woman, “What have you done?” She answered, “The snake tricked me. So I ate the fruit.”**

Say, “One day, God’s terrible enemy came into the Garden God had created for Adam and Eve. This enemy is the devil named Satan. He had once been an angel but wanted to be more powerful than God, so the Lord sent him out of heaven. This made Satan angry, and he wanted to hurt God. He tried to ruin everything God loved. So Satan entered the Garden and tempted Eve to eat the fruit God had forbidden them. He told her they would be as wise as God if they ate this fruit. Eve believed Satan and ate the fruit; Adam also ate. Satan had convinced them that God didn’t love them, but that was a terrible lie.

Because of Adam and Eve’s disobedience, sin entered the world and was here to stay. But – that is not the end of the story.

"You see, God knew this would happen, that sin would come into the world, but He would love His children no matter what. God's love will never stop, and no one is more powerful than Him. He had a plan, and He revealed that plan at the beginning of creation." Read Genesis 3:13-15.

<sup>13</sup> Then the Lord God said to the woman, "What have you done?" She answered, "The snake tricked me. So I ate the fruit." <sup>14</sup> The Lord God said to the snake, "Because you did this, a curse will be put on you. You will be cursed more than any tame animal or wild animal. You will crawl on your stomach, and you will eat dust all the days of your life. <sup>15</sup> I will make you and the woman enemies to each other. Your descendants and her descendants will be enemies. Her child will crush your head. And you will bite his heel."

Say, "That last part sounds a little confusing. Let's consider what it means because it is important." Reread verses 14-15.

Ask, "Does anyone want to guess what those verses mean? [Allow for responses.] Thank you for sharing your ideas! These verses mean that even on this sad day when Adam and Eve sinned, and it seemed like everything God had planned had been ruined, God already knew how He would fix things. God would send His Son to defeat Satan. The plan cost Jesus His life when He died on the Cross. However, because He is God and controls everything – even death - Jesus came back to life! That's how sin was defeated. **God is in control** – He always has been."

## JOINING TO JESUS

No matter where we are in the Bible, we can find Jesus because He was always the plan. We want to instill in the children that even in history's worst moments - the Fall, the time of Noah and the flood, or the time when Egypt enslaved God's people - God never forgot them, and He was always preparing to rescue them.

Say, "In this lesson from Genesis, we see God had a plan, and that plan was Jesus. So even when terrible things happen, and we don't understand, remember that God always works things out for His people. **God is in control.**"

"Do you remember the game we played earlier? We learned that God knows the exact number of hairs on our heads. God knows everything! He sees things we cannot, and all His plans are for our good! Even when we are afraid, confused, or sad, we can trust He is good and in control."



BE SENSITIVE TO THE LEADING OF THE HOLY SPIRIT. THIS LESSON MAY PROVIDE AN OPPORTUNITY FOR YOU TO STOP AND PRAY FOR ONE OR MORE OF THE CHILDREN TO RECEIVE CHRIST. IF YOU FEEL GOD IS LEADING, LISTEN TO HIS VOICE.

**TRANSITION:** Say, "No one on earth can stop or change God's plans - not even the devil! Aren't you glad **God is in control?**"

**DISCUSS — 10 MINUTES**

Say, "Let's talk about the story you just heard."

**5. What does it mean that God is in control?**

Response: It means that God has all power over everything.

**6. What happened in the Garden of Eden that caused sin to come into the world?**

Response: Have the children retell the story in their own words.

**7. Was God surprised that the people He had created disobeyed Him?**

Response: No, God knew this would happen, and He already had a plan.

**8. What was God's plan for His people?**

Response: He planned to send His Son, Jesus, to die on the Cross so we could be saved.

**9. What can you remember when bad things happen?**

Response: You can remember that nothing and no one can take God's control away from Him, and He is working all things for the good of those who love Him.

**10. What have you learned about God in today's lessons?**

Response: **God is in control.** God loves us very much. God always has a plan. Nothing surprises God, etc.

**TRANSITION:** Say, "God loves us so much that He wants us to live with Him forever. That's His plan."

**RESPOND — 15 MINUTES**

**MATERIALS:** | *God is in Control* Activity Page (1 page per child) | *Hearts* Activity Page (1 heart per child) | *Hands* Activity Page (1 set of hands per child) | Cardstock | Markers or Crayons | Scissors | Glue Sticks |



BEFORE CLASS, COPY THE *GOD IS IN CONTROL* ACTIVITY PAGE ON CARDSTOCK. YOU'LL NEED 1 COPY PER CHILD. COPY THE *HEARTS* AND *HANDS* ACTIVITY PAGES ON REGULAR COPY PAPER. YOU'LL NEED 1 HEART AND 1 SET OF HANDS PER CHILD.

Say, "The craft we are making today will help us remember that **God is in control** of the whole world. He never leaves us on our own."

**INSTRUCTIONS:**

1. Give each child a *God is in Control* Activity Page, one heart, and one set of hands to color. They will also need crayons or markers, scissors, and glue sticks.
2. Have the children color the picture of the world.
3. Next, they should cut out the heart and glue it to the middle of the world.
4. The children can finish their craft by cutting out the hands and gluing one on each side of the world, as if the hands are holding the earth.

**TRANSITION:** Say, "**God is in control** of everything. He knows what will happen before it happens, and He has a plan to help us with whatever we face."



## MEMORIZE — 5 MINUTES

Say, “Did you know that when we memorize Scripture, we learn who God is, what He is like, and how much He loves us? Our memory verse for this month teaches us that God can do everything. It also teaches us that He has a good plan that can never be changed.” Read the verse first, then have the children repeat a sentence at a time. Finally, have the children say the verse by themselves.

“**I know** [point to your head] **that You** [point to heaven] **can do all things** [spread arms and hands open wide]. **No** [shake head “No”] **plan of Yours** [point to heaven] **can be ruined.** [use your arms to make an “X”]”  
**Job 42:2 (ICB)** (hold hands out like a book)

**CHALLENGE:** Class discussions can increase understanding. Here are some questions to include in your time together:

1. What does it mean that God can do all things?
2. What is God’s plan for us to be saved?
3. What does God’s plan teach us about Jesus?

## REFLECT — 5 MINUTES

Say, “The most important thing we can do is give our hearts to Jesus. That means we ask Him to forgive us of our sins and believe in Him. If we mess up or do something wrong, we can ALWAYS ask Him to forgive us, and He is ALWAYS ready and willing to do that. You can even do that right now. Let’s pray.”

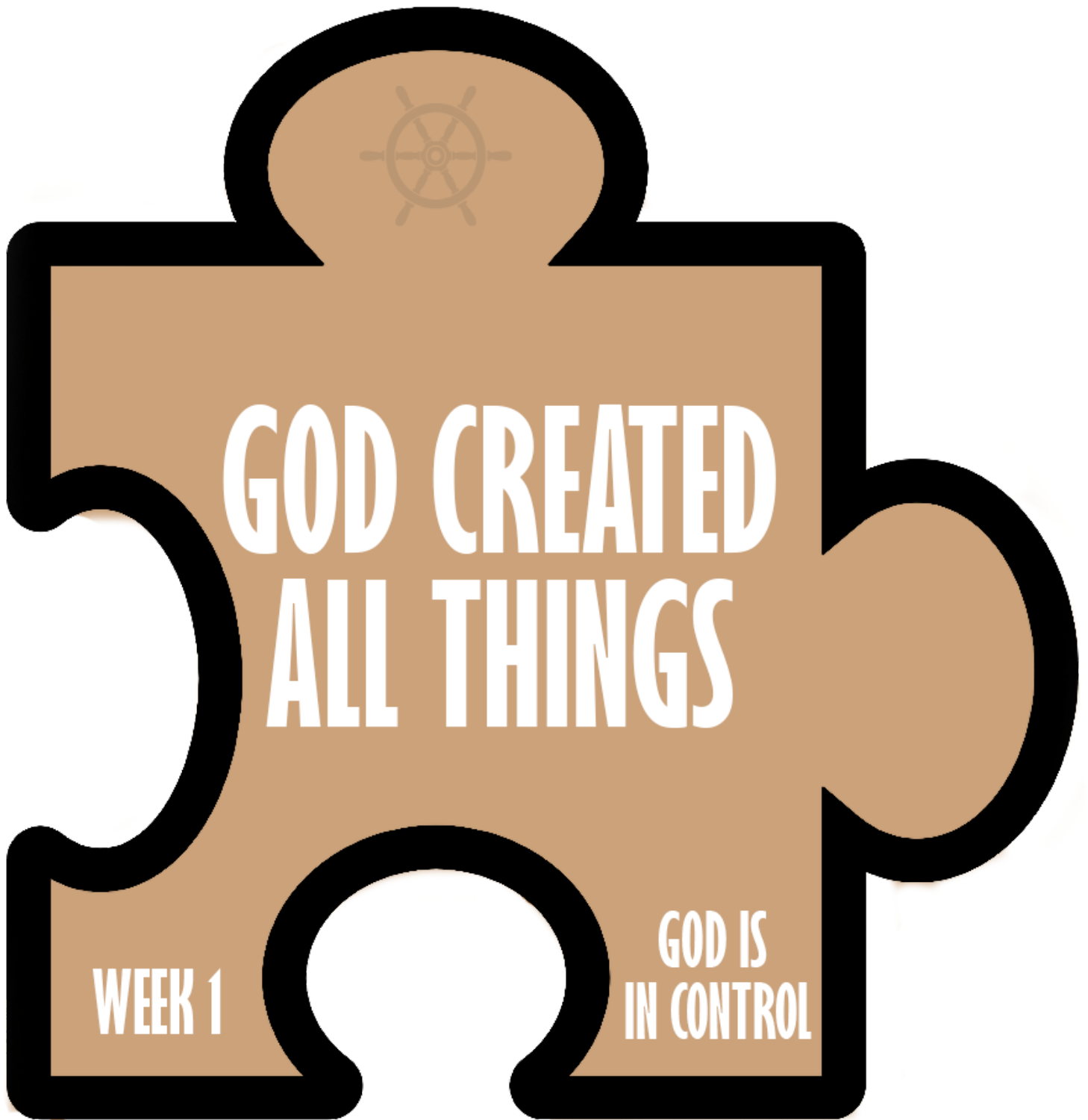
**SAMPLE PRAYER:** “Dear Jesus, we love You and know You love us because You gave Your life for us. Forgive us and help us to follow You. We know You only want good things for us. In Jesus’ name, we pray, amen.”



ALWAYS HAVE SOMETHING POSITIVE TO SAY ABOUT A CHILD  
WHEN THE PARENT COMES TO PICK THEM UP.

## RELEASE — 5 MINUTES

If you have extra time, finish the craft or replay *Charades*. When parents arrive, please give them a copy of the monthly Parent Guide (downloadable).



**God feeds the birds.**

**Matthew 6: 26, "... your Heavenly Father feeds the birds."**

**God feeds the lions.**

**Job 38:39, "Do you hunt the prey for the lioness and satisfy the hunger of the lions."**

**God gives us breath.**

**Job 12:10, "In his hand is the life of every creature and the breath of all mankind."**

**God makes the sun rise.**

**Psalms 50:1, "The Mighty One, God, the Lord, speaks and summons the earth from the rising of the sun to where it sets."**

**God sends the snow and the rain.**

**Job 37:6, "He says to the snow, 'Fall on the earth,' and to the rain shower, 'Be mighty and down-pour.'"**

**God made the heavens.**

**Psalms 33:6, "By the word of the Lord the heavens were made,"**

**God tells the oceans where to stop.**

**Job 38:11, "This far you may come and no farther; here is where your proud waves halt."**

**God keeps track of the number of hairs on our heads.**

**Luke 12:7, "Indeed, the very hairs of your head are all numbered."**

**God sees all of us.**

**Psalms 33:13, "From heaven the Lord looks down and sees all mankind."**

# GOD IS IN CONTROL



**"I know that You can do everything. No plan of Yours can be ruined."  
Job 42:2 (ICB).**

**"I know that You can do everything. No plan of Yours can be ruined."  
Job 42:2 (ICB).**

**"I know that You can do everything. No plan of Yours can be ruined."  
Job 42:2 (ICB).**

**"I know that You can do everything. No plan of Yours can be ruined."  
Job 42:2 (ICB).**

**"I know that You can do everything. No plan of Yours can be ruined."  
Job 42:2 (ICB).**

**"I know that You can do everything. No plan of Yours can be ruined."  
Job 42:2 (ICB).**

**"I know that You can do everything. No plan of Yours can be ruined."  
Job 42:2 (ICB).**

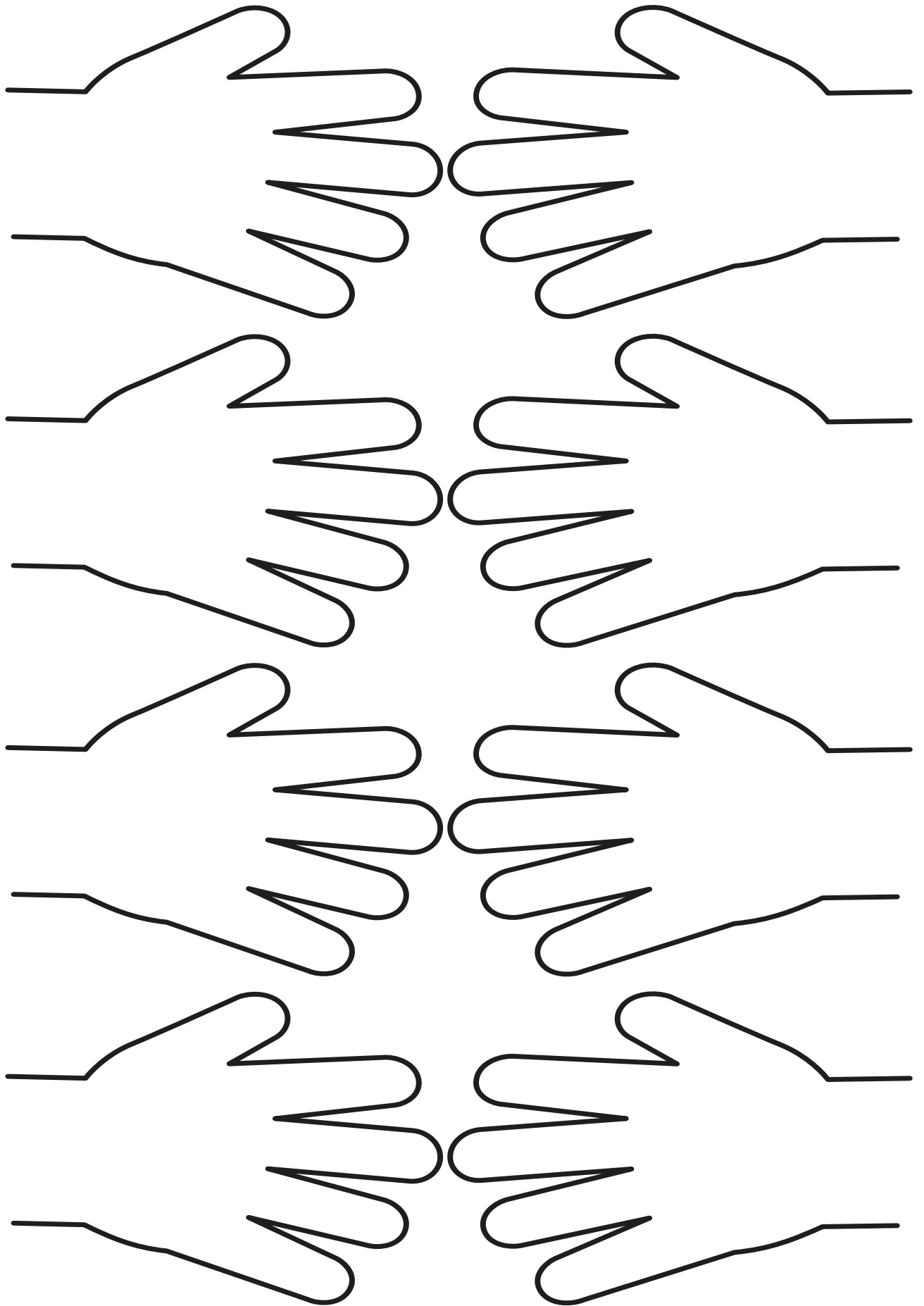
**"I know that You can do everything. No plan of Yours can be ruined."  
Job 42:2 (ICB).**

**"I know that You can do everything. No plan of Yours can be ruined."  
Job 42:2 (ICB).**

**"I know that You can do everything. No plan of Yours can be ruined."  
Job 42:2 (ICB).**

**"I know that You can do everything. No plan of Yours can be ruined."  
Job 42:2 (ICB).**

**"I know that You can do everything. No plan of Yours can be ruined."  
Job 42:2 (ICB).**



# GOD SENT THE FLOOD

## BIBLE PASSAGE

Genesis 6:5 - 9:16 (ICB)

## BIG IDEA

God is in control

## FOCUS VERSE

"I know that You can do all things. No plan of Yours can be ruined." Job 42:2 (ICB)

## LESSON MATERIALS

| Charades Game Cards | Puzzle Piece | Paper Plates | Noah's Ark Spinner Bottom Activity Page | Noah's Ark Spinner Top Activity Page | White Cardstock | Markers | Brass Fasteners | Scissors |

## GREET — 15 MINUTES

Connection questions to ask as the children arrive:

- Do you like it when it rains? Why or why not?
- Have you ever played in the rain? Tell me about it.

## WORSHIP — 10 MINUTES

**MATERIALS:** | Charades Game Cards (from Lesson 1)

Use the Charades Game Cards from Lesson One to review some of the things that God controls. Ask, "How does hearing that God is in control of all these things – and everything else – make you feel? [Allow for responses.] If you know God is always in control, does that change how you think about worshipping Him? Why or why not?" (Allow for responses.)

Read aloud this month's Focus Verse: "I know that You can do all things. No plan of Yours can be ruined. Job 42:2" Say, "I am so glad we are here to worship our God who is always in control AND loves us. Let's sing to Him now."

"In Control" by Hillsong Worship is a great theme song for this unit. "Rescue for My Soul" by Austin Stone Worship: Kids is also an excellent choice for this week's lesson. You can find videos for both songs on YouTube.

## PRAY — 5 MINUTES

Always begin with prayer.



ALTERNATE BETWEEN PRAYING YOURSELF (SO CHILDREN CAN HEAR AND MODEL PRAYER) AND ALLOWING CHILDREN TO PRAY ALOUD FOR THE CLASS. SOME CHILDREN WILL NOT WANT TO PARTICIPATE, AND THAT'S OK, BUT CONTINUE TO MAKE THE OPPORTUNITY AVAILABLE. IF CHILDREN ARE UNSURE ABOUT PRAYING IN PUBLIC BUT LIKE TO READ, GIVE THEM THE OPTION OF USING THE SAMPLE PRAYER (BELOW). READING WRITTEN PRAYERS IS AN EXCELLENT WAY TO DISCIPLE IN PRAYER.

**SAMPLE PRAYER:** *“Dear God, We love You, and thank You for loving and watching over us every day. Open our hearts to know You better, love You more, and share Your love with others. In Jesus’ name. Amen.”*

## REVIEW — 5 MINUTES

**MATERIALS:** | Puzzle Piece |

Say, “Who remembers our theme for this month? [Allow for responses.] Right! *God is in Control!* And what does ‘control’ mean? Very Good! ‘Control’ means to have all power over something or to be in charge. We learned last week that **‘God is in Control’** of everything. He knows what is going to happen, and nothing surprises Him. Today, we will listen to another story from the book of Genesis, the first book of the Bible. First, let’s put up our new puzzle piece.” Designate a child to post this week’s piece to the wall.

**TRANSITION:** Say, “Before we hear our lesson, let’s play a game!”

## ENGAGE — 10 MINUTES

**MATERIALS:** | Paper Plates (1 per child) |

Say, “Before our Bible story, we will play a game to see who can control a paper plate on their head the longest while walking around the room. If you touch your plate or if it falls off your head, sit down. Whoever keeps their plate on their head the longest is the winner.”

**GAME GOAL:** To be the last child to keep their paper plate on their heads without using their hands

### HOW TO PLAY:

1. Give each child a paper plate.
2. When you say, “Go!” have the children walk around the room while balancing their paper plates on their heads.
3. If a child’s plate falls or if they touch it with their hands, they must sit down for the remainder of the round.
4. The child who controls (balances) their plate the longest, without using their hands, is the winner.

**CHALLENGE:** If the task is too simple, add additional plates to the children’s heads.

**TRANSITION:** Say, “Great job! I hope this game reminds you that it is surprisingly difficult to stay in control. However, one big difference between God and us is that nothing is too hard for Him!”



**LEARN — 10 MINUTES**

TODAY'S STORY COVERS ALMOST FOUR CHAPTERS OF SCRIPTURE. SINCE THIS IS TOO MUCH TO READ FOR ONE LESSON, WE HAVE ALTERNATED A RE-TELLING OF THE STORY WITH VERSES FROM GOD'S WORD. EVEN THOUGH YOU ARE NOT READING ONE COMPLETE PASSAGE, IT IS STILL IMPORTANT FOR THE CHILDREN TO SEE AND HEAR YOU READ FROM THE BIBLE. MAKE SURE THEY KNOW WHEN YOU ARE QUOTING SCRIPTURE.

Say, "Today's lesson teaches us that God is always in control, even when the world is going crazy. In Genesis, we read about Noah, who obeyed and loved God very much. But the rest of the people were not that way; they had become wicked. One day God told Noah that He was going to put an end to all the people except for Noah and his family. God had a plan.

"God told Noah that a great storm was coming but that Noah and his family would be safe. Noah was to build an ark – a huge boat. God also told him how big to make it and who and what Noah was to take on the Ark with him. Noah trusted God and did everything God told him to do." Read Genesis 6:9-15.

**<sup>9</sup>"Noah was a good man. He was the most innocent man of his time. He walked with God... <sup>11</sup>People on earth did what God said was evil. Violence was everywhere. <sup>12</sup> And God saw this evil. All people on the earth did only evil. <sup>13</sup> So God said to Noah, "People have made the earth full of violence. So I will destroy all people from the earth. <sup>14</sup> Build a boat of cypress wood for yourself. Make rooms in it and cover it inside and outside with tar. <sup>15</sup> This is how big I want you to build the boat: 450 feet long, 75 feet wide and 45 feet high."**

Say, "Then God said to Noah, 'Take your family and enter the ark with the animals.' God shut the door, and it started to rain. It rained for forty days and forty nights. That's over a month! The waters covered everything - even all the high mountains were covered, and the ark floated on the water's surface. The water flooded the earth for 150 days!

"Finally, the rain stopped. Noah sent out a dove that brought back an olive branch; by this, Noah knew the waters were drying up. Then God told Noah to leave the ark with his family and the animals.

"The first thing Noah did was thank God for keeping them safe. The first thing God did was to make a promise that He would never again destroy the world with a flood. Then He gave Noah a sign. Who can tell me what that sign was? Yes, it was the rainbow!" Read Genesis 8:21-22.

**<sup>21</sup> The Lord was pleased with these sacrifices. He said to himself, "I will never again curse the ground because of human beings. Their thoughts are evil even when they are young. But I will never again destroy every living thing on the earth as I did this time.**

**<sup>22</sup> "As long as the earth continues,  
there will be planting and harvest.  
Cold and hot,  
summer and winter,  
day and night  
will not stop."**

Read Genesis 9:12-15.

**12 And God said, “I am making an agreement between me and you and every living creature that is with you. It will continue from now on. This is the sign: 13 I am putting my rainbow in the clouds. It is the sign of the agreement between me and the earth. 14 When I bring clouds over the earth, a rainbow appears in the clouds. 15 Then I will remember my agreement. It is between me and you and every living thing. Floodwaters will never again destroy all life on the earth.”**

Say, “Unfortunately, it was only a few years before people stopped listening to the Lord again! This did not surprise God; He knew this was going to happen. Even at the beginning of time, God had a plan: to send His Son to die on the Cross for our sins so we could be saved. Yes, Jesus was always the plan.”

## JOINING TO JESUS

Today’s story about the flood and God’s covenant with Noah may be familiar to many of your children. It is a powerful story about God’s sovereignty and points us to Christ and God’s grace. As you teach this lesson about the evil in the world, the great flood, and God’s covenant with Noah, relate the lesson to Jesus and the gospel. Even though people turned away from God again and again, God did not send another flood. Instead, he had a bigger plan. He was going to send His own Son. Instill in the children that even when we are our rebellious, worst selves, just like the people who lived during the time of Noah, Jesus is still God’s plan for us.

**TRANSITION:** Say, “God is always loving and good. He never changes. Isn’t it wonderful to know that no matter what happens, **God is in control?**”

### **DISCUSS — 10 MINUTES**

Say, “Let’s talk a little more about our story.”

**1. In this story, what was happening?**

Response: The people had become evil and did not love God.

**2. Who was Noah?**

Response: He was a man who loved and followed God, even when no one else did.

**3. Why do you think God sent the flood?**

Response: Answers will vary, but highlight that God wanted to make the world new again. It was both an act of judgment and mercy.

**4. What did God promise after the waters dried up and Noah and his family came out of the ark?**

Response: He promised never to destroy the world with a flood again.

**5. Was God surprised when everything went wrong again?**

Response: No, He wasn’t surprised; He knew this would happen.

**6. What did God do next?**

Response: Even before the flood, God had a bigger, forever plan. It was to one day send His Son, Jesus, to come and save us from our sins.

**7. What did you learn about God today?**

Response: **God is in control.** God sent the rainbow. God keeps His promises. God loves His people, etc.

**TRANSITION:** Say, "You were excellent listeners! **God is always in control** - no matter what happens. Nothing ever surprises God!"

**RESPOND — 15 MINUTES**

**MATERIALS:** | *Noah's Ark Spinner Bottom* Activity Page (1 per child) | *Noah's Ark Spinner Top* Activity Page (1 per child) | White Cardstock | Markers | Brass Fasteners | Scissors |



BEFORE CLASS, COPY THE *NOAH'S ARK SPINNER BOTTOM* ACTIVITY PAGE AND THE *NOAH'S ARK SPINNER TOP* ACTIVITY PAGE ON CARDSTOCK. YOU'LL NEED ONE COPY PER CHILD.

Say, "We are going to make something that will remind us of the flood and the ark God told Noah to build. It will also remind us of God's promise never to flood the earth again."

**INSTRUCTIONS:**

1. Give each child one set of objects from *Noah's Ark Spinner* Activity Page.
2. Tell the children to color their spinner and cut out the pieces.
3. Direct each child to push their fastener through the hole, attaching the two pieces. Secure the fastener on the back of the spinner.

**TRANSITION:** Say, "Your spinners are beautiful! I hope you will keep them as a reminder of God's love and grace. Now, let's practice our memory verse."

**MEMORIZE — 5 MINUTES**

Say, "It is important to memorize God's Word because it helps us learn more about Him and His great love for us. Listen as I say the verse. Then, repeat after me using the motions."

**"I know** [point to your head] **that You** [point to heaven] **can do all things** [spread arms and hands open wide]. **No** [shake head "No"] **plan of Yours** [point to heaven] **can be ruined.** [use your arms to make an "X"]"  
**Job 42:2 (ICB)** (hold hands out like a book)

**CHALLENGE:** Continue your memorization practice with echoes. You, or one of the children, will be the leader who starts the process by saying the first two words of the verse. The rest of the children will echo the words. The leader repeats the process (two words at a time) until the whole verse has been recited.

## REFLECT — 5 MINUTES

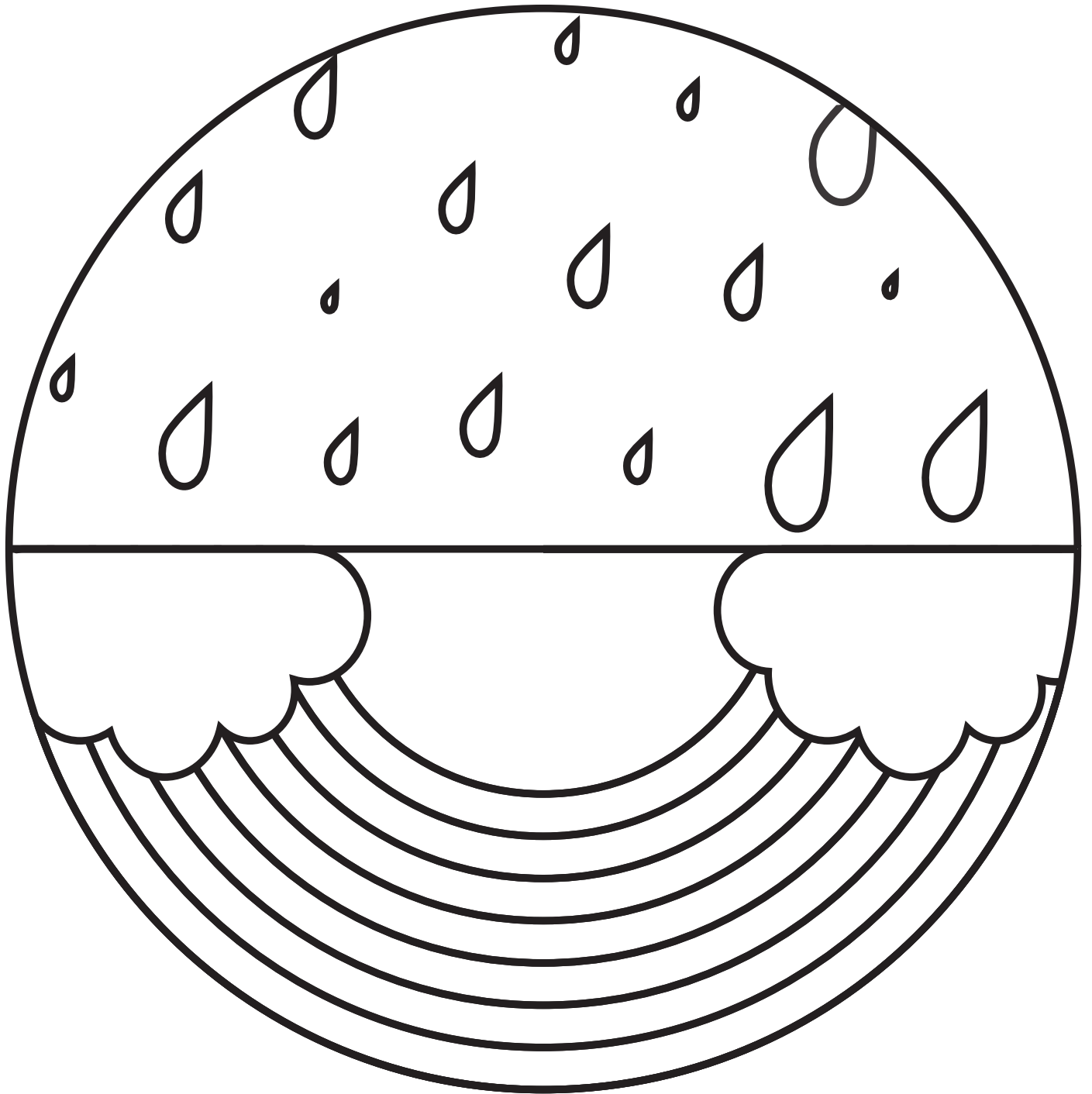
Say, "I am so grateful that **God is in control!** He is always looking out for us. We need to thank Him for all He has done and especially for sending His Son to rescue us from our sins. Does anyone have a special prayer request?" Thank God for His goodness and love. Pray for any needs the children share.

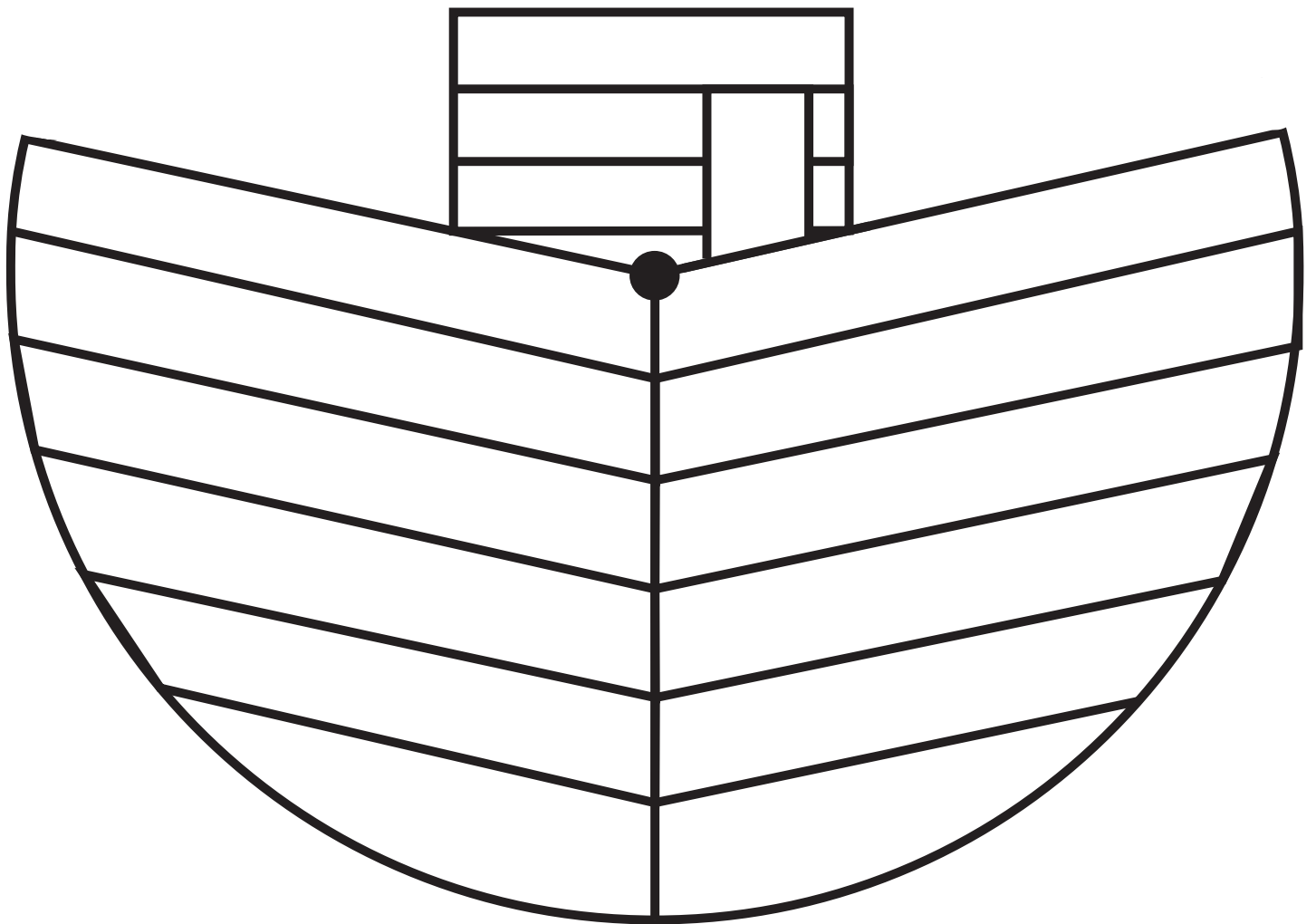
**SAMPLE PRAYER:** *"Dear God, we praise You because You are powerful and in control. Thank You for sending Your Son, Jesus, to be our Savior. [Pray for the children's needs.] We pray all these things in Jesus' name. Amen."*

## RELEASE —

If you have extra time, work on unfinished crafts, or replay the ENGAGE.







# GOD MADE A COVENANT WITH ABRAHAM

## BIBLE PASSAGE

Genesis 17:15-17, 18:1, 10-14 (ICB)

## BIG IDEA

God is in control

## FOCUS VERSE

"I know that You can do all things. No plan of Yours can be ruined." Job 42:2 (ICB)

## LESSON MATERIALS

| Puzzle Piece | White Paper | Crayons or Markers | Target | 8 oz. Mason Jars with Lids | Elmer's Clear School Glue | Distilled Water | Black Food Dye | Silver Star Confetti | Hot Glue Gun |

## GREET — 15 MINUTES

Connection questions to ask as the children arrive:

- What is a promise?
- Have you ever made a promise to someone?
- Why is a promise important?

## WORSHIP — 10 MINUTES

1 Thessalonians 5:26 says, "Greet all the people..." Help prepare the children's hearts for worship the moment they arrive by warmly acknowledging (greeting) each boy and girl. Say their names and look them in the eyes. Let them know you see them and are glad they are here. As children sense that their church knows them, they will begin to understand that they belong there and are valuable members of the worshipping body.

"In Control" by Hillsong Worship is a great theme song for this unit. If you want a song to accompany today's lesson, we recommend "Promises" by Crossroads Kids. You can find videos for both songs on YouTube.

## PRAY — 5 MINUTES

Gather everyone for prayer. Invite the children to kneel, emphasizing that we come humbly to God when we pray.

**SAMPLE PRAYER:** *"Dear God, thank You for loving us. We know that You are in control of the world and that You have had a plan for Your people from the beginning of time. [Include any prayer requests the children may have.] Help us listen and learn more about You today. In Jesus' name. Amen."*



**REVIEW — 5 MINUTES****MATERIALS:** | Puzzle Piece |

**BACKGROUND:** Say, “This is week three of our *God is in Control* lessons. In the first week, we learned about the saddest day when Adam and Eve listened to the snake instead of God. That’s when sin came into our world. Even though God did not want His people to disobey Him and mess everything up, God knew He could make things right again. He would send His own Son to die on the Cross for the sins of the people.

The second lesson was about God sending a great flood to destroy the world because everyone had become evil except for one man. Do you remember his name? [Allow for responses.] Yes! His name was Noah. God rescued Noah and His family by telling them to build an ark. Because God is in control, everyone and everything in the ark stayed safe. Because **God is in control**, we don’t have to worry. He loves us very much.”

**TRANSITION:** Say, “Let’s put up our puzzle piece for this lesson and get ready to play a game.”



LOOK FOR WAYS TO GET YOUR QUIETER CHILDREN INVOLVED. INVITING THESE CHILDREN TO POST THE WEEKLY PUZZLE PIECE OR HELP YOU HAND OUT SUPPLIES CAN MAKE THEM FEEL NEEDED AND NOTICED.

**ENGAGE — 10 MINUTES****MATERIALS:** | White Paper (1 per child) | Crayons or Markers | Target (1 per class) |

BEFORE CLASS BEGINS, CREATE A TARGET BY MAKING A LARGE HOLE IN THE CENTER OF A POSTER BOARD. YOU CAN ALSO USE A CORNHOLE BOARD OR A BASKET.

Say, “We have made paper airplanes before, but today we will do something different with them. We are going to try to fly them into a target.”

**GAME GOAL:** To fly a paper airplane into a designated target

**HOW TO PLAY:**

1. Give each child a piece of white paper to fold into a paper airplane. The children can decorate their planes with crayons or markers after folding them.
2. Place the target across the room and have the children take turns trying to fly their paper airplanes into the hole of the target.
3. Continue for several rounds.



ASSIST CHILDREN WHO ARE HAVING DIFFICULTY CREATING THEIR AIRPLANES. LOOK FOR CLASS “EXPERTS” WHO CAN HELP OTHERS WITH THIS PROCESS.

**TRANSITION:** Say, "Wow! Great job flying those paper airplanes! Was it difficult to control the plane's direction? [Allow for responses.] This game reminds me of how much we cannot control, but God controls everything! Today's lesson will focus on a promise God made to someone long ago, and it was for all of God's children."

## LEARN — 15 MINUTES



ON TWO PIECES OF PAPER, WRITE DOWN THE PASSAGES QUOTED IN TODAY'S LESSON: GENESIS 17:15-17 AND GENESIS 18:1, 10-14. GIVE TWO OF YOUR STRONG READERS THE PAPERS. HAVE THE CHILDREN LOOK UP AND READ THE VERSES WHEN YOU CALL ON THEM.

Say, "For the last two weeks, we have talked about how God has been in control of the world since the beginning, and He has complete power over all things. Since God is all-powerful, He will always be in control, and nothing can stop what He has planned.

"God is also constantly working for our good. In Romans 8:28, Paul tells us, 'We know that all things work together for the good of those who love God, who are called according to His purpose.' Today's lesson will teach us about a man who knew who God was and that God only wanted good things for those who love and obey Him. That man's name was Abraham.

"Years passed after the great flood. Of course, God stayed true to His promise never to destroy the world again with a flood, but the people grew wicked and mean again.

"One day God told Abraham that He would make a covenant with Him. [A covenant is an agreement or promise between two people, or in this case, between God and Abraham.] God said, 'I will make you a great nation, I will give this land to you, and your descendants [a person's children; grandchildren; great-grandchildren; great, great-grandchildren, etc.]..., and your descendants will be as many as the stars in heaven. You will have so many children that they cannot be counted.'" Read Genesis 17:15-17 (ICB).

**<sup>15</sup> God said to Abraham, "I will change the name of Sarai, your wife. Her new name will be Sarah. <sup>16</sup> I will bless her. I will give her a son, and you will be the father. She will be the mother of many nations. Kings of nations will come from her."**

**<sup>17</sup> Abraham bowed facedown on the ground and laughed. He said to himself, "Can a man have a child when he is 100 years old? Can Sarah give birth to a child when she is 90?"**

Say, "Did you hear the problem? Abraham was 100 years old, and his wife, Sarah, was 90. Weren't they too old to have children? Sarah laughed when she heard that she would have a baby. She had always wanted a baby, but this was hard to believe. Why now, after all these years? But when God says something will happen, it WILL happen. **God is in control.** This was not a hard thing for God to do. God reminded Abraham of His power when He appeared to him one day." Read Genesis 18:1, 10-14.

**<sup>1</sup> Later, the Lord again appeared to Abraham near the great trees of Mamre...<sup>10</sup> Then the Lord said, "I will certainly return to you about this time a year from now. At that time your wife Sarah will have a son." Sarah was listening at the entrance of the tent which was behind him.**

<sup>11</sup> Abraham and Sarah were very old. Sarah was past the age when women normally have children. <sup>12</sup> So she laughed to herself, “My husband and I are too old to have a baby.”

<sup>13</sup> Then the Lord said to Abraham, “Why did Sarah laugh? Why did she say, ‘I am too old to have a baby’? <sup>14</sup> Is anything too hard for the Lord? No! I will return to you at the right time a year from now. And Sarah will have a son.”

Say, “Abraham trusted God, and God gave him the land He had promised, and at exactly the time God said it would happen, Sarah gave birth to a baby boy. God keeps His promises, and He always will.”

## JOINING TO JESUS

God promised that through Abraham’s family, He would send His Son to rescue the world from sin. And that’s precisely what happened. One day, many years later, God sent Jesus. Jesus was always God’s plan, and **ONLY** Jesus can save us - there is no other way.

Say, “Sometimes God’s plans don’t make sense to us, and a happy ending seems impossible, but we must remember that we can’t see what God sees. Stories like the one we read today, where Abraham and Sarah miraculously had a baby in their old age, remind us that **God is in control**. That means all things are possible! Abraham trusted God. He knew God would keep His promises. We can trust God, too, knowing that He only wants good things for us.”

**TRANSITION:** Say, “I’m so thankful we have a loving and caring God we can trust to keep His promises. **God is in control!**”

### DISCUSS — 10 MINUTES

Say, “What a great story. Let’s talk about it.”

**1. What is a covenant?**

Response: A covenant is a promise or agreement between two or more people.

**2. What kind of covenant did God make with Abraham?**

Response: God promised that Abraham would have as many descendants as there are stars in the sky.

**3. What was hard to understand about God’s promise?**

Response: Abraham and his wife were too old to have children.

**4. What did Abraham do?**

Response: Abraham trusted God to keep His promise.

**5. Who was Abraham’s most important descendent?**

Response: Jesus!

**6. What does this lesson teach us about God?**

Response: **God is in control**. Nothing is too hard for God. God is trustworthy. God always had a plan to rescue His people. God loves us, etc.

**TRANSITION:** Say, "You listened so well! Now, let's make a special craft reminding us that God is in control of the whole world."

## RESPOND — 15 MINUTES

**MATERIALS:** | 8 oz. Mason Jars with Lids (1 per child) | Elmer's Clear School Glue (4 oz per child) | Distilled Water (4 oz per child) | Black Food Dye | Silver Star Confetti (3 tsp per child) | Hot Glue Gun |



MAKE A SAMPLE JAR BEFORE CLASS TO ENSURE HOW MUCH GLUE, WATER, AND GLITTER WILL WORK BEST FOR YOUR JARS' SIZE. PUT BLACK FOOD DYE IN THE GALLON OF DISTILLED WATER TO CREATE A RICH PURPLE COLOR. USE ONE OR TWO DROPS AT A TIME.

Say, "Today, we are going to make 'star jars' to remind us of God's promise to give Abraham as many descendants as there are stars in the sky."

### INSTRUCTIONS:

1. Give each child a Mason Jar and lid.
2. Fill each jar halfway with clear Elmer's School Glue.
3. Sprinkle several teaspoons of silver star confetti into the jar.
4. Next, fill the remainder of the jar with dyed distilled water.
5. Place the lids on the jars. Seal the jar with hot glue.
6. Now, shake the jar and watch the silver star confetti swirl around!

**TRANSITION:** Say, "**God is in control** of the whole world. Just as He gave Abraham the thousands of descendants He promised, He will also bring to pass the promises He has made to us. These star jars can be a reminder to you of that truth."

## MEMORIZE — 5 MINUTES

Say, "This month's verse promises us that **God is in control** of everything. No one and nothing can change His plan. Let's say the verse together."

**"I know** [point to your head] **that You** [point to heaven] **can do all things** [spread arms and hands open wide]. **No** [shake head "No"] **plan of Yours** [point to heaven] **can be ruined.** [use your arms to make an "X"]"  
**Job 42:2 (ICB)** (hold hands out like a book)

**CHALLENGE:** Help the children set the verse to music by incorporating the words into a familiar tune (like "Row, Row, Row Your Boat") or by creating original music. Singing the words will help the boys and girls remember the verses.

## REFLECT — 5 MINUTES

Say, "**God is in control** and has a plan for each of you. Let's pray and ask Him to guide and lead us in the way He wants us to go."

**SAMPLE PRAYER:** *“Dear Jesus, thank You for loving us and being with us every day. Help us to trust You and draw closer to You. In Jesus’ name, we pray, Amen.”*

## **RELEASE —**

If you have extra time, let the children show one another their star jars or replay the ENGAGE game.



**GOD MADE A  
COVENANT WITH  
ABRAHAM**

**WEEK 3**

**GOD IS  
IN CONTROL**

# GOD TELLS ABRAHAM TO SACRIFICE ISAAC

## BIBLE PASSAGE

Genesis 22:1-19 (ICB)

## BIG IDEA

God is in control

## FOCUS VERSE

"I know that You can do all things. No plan of Yours can be ruined." Job 42:2 (ICB)

## LESSON MATERIALS

| Puzzle Piece | Disposable Plastic Cups | Paper | Timer | *Sheep* Activity Page | Cardstock | Construction paper | Scissors | Glue Sticks | Markers or Crayons | Cotton Balls | Index Cards |

## GREET — 15 MINUTES

Connection questions to ask as the children arrive:

- Out of everything you own, what would be hardest to give up?
- If you could have one wish come true (excluding more money), what would it be?

## WORSHIP — 10 MINUTES

In the final lesson of this month's series, we will read about Abraham's complete devotion to God. Abraham loved God with his whole heart. No one and nothing was more important to Abraham than the Lord. Before you sing, ask the children why they think we worship. Use Abraham as an example of a true worshiper – someone who worships out of love and obedience, not because of what God gives him.

Worship to this month's theme song, "In Control," by Hillsong. You can also sing "To God Be the Glory/ Doxology" by YancyNotNancy to emphasize today's lesson further.

## PRAY — 5 MINUTES

Begin your lesson with prayer.

Before you pray, ask the boys and girls to stand in a circle and share their prayer requests. Encourage the children to look at one another as they express their needs.

**Sample Prayer:** *"Dear God, thank You for listening when we talk to You. We are so glad You are in control of everything and that You have a special plan for us. Now, we pray for our friends' needs, knowing that You hear and love us. [Include the children's prayer requests.] Amen."*

## REVIEW — 5 MINUTES

**MATERIALS:** | Puzzle Piece |

**BACKGROUND:** Say, “For the last three weeks, we have learned that **God is in control** of everything and that nothing can stop His plan. What is God’s big plan? Sending Jesus was God’s big plan. Jesus came to earth as a baby, grew into a man, and died on the Cross to save us. Believing in Jesus is the **ONLY** way we can be saved.

“Knowing that **God is in control** gives us great joy and peace. We may not always understand why things happen, but we can trust God. In our lesson today, we get to hear another story about Abraham. But first, who would like to put up our puzzle piece?”

**TRANSITION:** Say, “Now, let’s get ready to play a game that will prepare us for our lesson.”

## ENGAGE — 15 MINUTES

**MATERIALS:** | Disposable Plastic Cups (100 per team) | Paper (10 pieces per team) | Timer |

Say, “How many of you have played the game, Jenga? Great! Pulling out one piece of wood without the tower falling takes a lot of control. Today, we will play a similar game, except we will use cups and paper.”

**GAME GOAL:** To be the last team with a standing tower

### HOW TO PLAY:

1. Divide your class into two teams and give each team two packs of cups and ten pieces of paper. (When you create the groups, put the two tallest people on separate teams.)
2. When you say “Go,” the teams will have five minutes to build a tower out of cups.
3. The tower must be as tall as the tallest person on each team, and they must use all the cups.
4. To use all the cups, they must make their towers go up and out.
5. Each team must also use all their paper by inserting sheets between their cups.
6. When the timer goes off, everyone must stand back. The teacher will check to ensure each team used their cups and paper. Additionally, it must be verified that each team’s tower stands as high as its tallest member.
7. If both teams have accomplished this part, move to the next part of the game. However, if only one tower is tall enough, that team wins.
8. Now comes the hard part! Team members must evaluate their tower and decide which piece of paper can be removed without the tower falling. If they can remove the paper without the tower tumbling down, the next team will take their turn.
9. The game continues until one tower falls.
10. If both towers are standing at the end, then the game ends in a tie.

**MODIFICATION:** Create more than two teams if you have a large group. You can also modify how tall you would like the towers.

**TRANSITION:** Say, “That was a lot of fun, and you did a great job! But it was hard to control the tower



when you were trying to remove a piece of paper, wasn't it? I am so glad that nothing is too hard for God and that He controls everything. In today's lesson, we will be reminded of God's plan. It is a good plan because He loves us so much!"

## LEARN — 10 MINUTES

Say, "After God blessed Abraham and Sarah with a son in their old age. God asked Abraham to trust Him completely. That is what today's lesson is all about." Read Genesis 22:1-2 (ICB).

**<sup>1</sup> After these things God tested Abraham's faith. God said to him, "Abraham!" And he answered, "Here I am." <sup>2</sup> Then God said, "Take your only son, Isaac, the son you love. Go to the land of Moriah. There kill him and offer him as a whole burnt offering.**

Say, "What? Was God telling Abraham to kill his son? This is hard to understand, but let me try to help. First, if we read in another part of the Bible, Hebrews 11:19, we see that Abraham thought that if Isaac died, God would bring him back to life. He knew God could do anything and trusted that God loved him.

"Do you remember how in last week's lesson, God promised Abraham that He would give Him lots and lots of grandchildren, great-grandchildren, and great-great-grandchildren? God said there would be so many that they would be like stars in the sky! Well, Abraham trusted that because God was powerful and because God loved him, He would keep his promise. So, Isaac had to be alive! Now, let's get back to our story.

"Abraham and Isaac had to travel far to the place God had commanded him to make the offering. When they finally arrived, Isaac said to his father Abraham, 'Father, we have the fire and the wood. But where is the lamb we will burn as a sacrifice? Abraham answered, 'God will give us the lamb for the sacrifice, my son.' Then Abraham built an altar, and he laid Isaac on top. Here's what happened next." Read Genesis 22:11-12.

**<sup>11</sup> ...the angel of the Lord called to him from heaven. The angel said, "Abraham! Abraham!" Abraham answered, "Yes." <sup>12</sup> The angel said, "Don't kill your son or hurt him in any way. Now I can see that you respect God. I see that you have not kept your son, your only son, from me."**

Ask, "What do you think Abraham was thinking and feeling after the angel told him to stop?" (Allow for responses and share your thoughts too.)

Say, "Abraham took Isaac from the altar, and right then, he saw a male sheep [ram] caught in a bush. Do you see how God provided a sacrifice? **God is always in control**, and He is always taking care of His people. Now, this whole story seems strange. Today, we don't worship God by building altars, but it was common in Abraham's day. Most people other than Abraham worshiped idols, not God. [Explain what an idol and an altar are if needed.] And these people thought the idols wanted them to do things like sacrifice their children. But that is evil and wrong. God wanted to show Abraham that He was NOTHING like their idols, so God provided the sacrifice for Abraham. You see, God loved Abraham and Isaac, and He loves you too."

# JOINING TO JESUS

God promised Abraham that another Son would be born through his descendants, and His birth would be even more miraculous. That Son was Jesus, but unlike Isaac, Jesus needed to give His life as a sacrifice. In obedience and trust, Christ died on a Cross for all of us. He did not run away but became God's greatest gift to the world. "For God loved the world so much that He gave His ONLY Son." Instead of asking someone else to give their Son in sacrifice, God gave His own, so that whoever believes in Him may not be lost, but have eternal life.' Remember . . . Jesus was ALWAYS God's plan.

Say, "God's plans may be hard to understand sometimes. Abraham must have been afraid when God asked him to put his son on the altar, but still, he trusted God. Like Abraham, we must also trust God, knowing He will always work for our good. God was in control then, and He is in control now. Thanks be to God."

**TRANSITION:** Say, "God is so good to us. He gave His only Son to die for our sins. God had this plan from the very beginning. He loves us that much!"

## DISCUSS — 10 MINUTES

Say, "Our story today was very special! Let's talk about it."

### 1. How do you know that Abraham trusted God?

Response: Answers will vary.

### 2. Do you think Isaac trusted God too?

Response: Yes, Isaac trusted God too. We see this in his willingness to climb on the altar.

### 3. What kind of animal did God provide as a sacrifice?

Response: God provided a sheep (a ram).

### 4. How does this story remind you of Jesus?

Response: God provided his only Son, Jesus, as the final and ultimate sacrifice for His people.

### 5. What have you learned about God today?

Response: **God is in control.** God loves us. God sent His Son to save us. God provides everything we need. God is always working for our good, etc.

**TRANSITION:** Say, "Thank you for participating in our discussion. Let's make a craft to remind us that **God is in control.**"

## RESPOND — 15 MINUTES

**MATERIALS:** | Sheep Activity Page (1 per child) | Cardstock | Construction Paper (1 per child) | Scissors | Glue Sticks | Markers or Crayons | Cotton Balls (10-12 per child) |



BEFORE CLASS, PRINT THE *SHEEP* ACTIVITY PAGE ON CARDSTOCK. BE SURE TO HAVE 1 PER CHILD.

Say, "Do you remember the sheep (ram) from today's story? Today's craft is one you can take home to remind you of two things. First, God provided a sheep to take Isaac's place on the altar. Next, our Heavenly Father provided Jesus, the lamb of God, to save us from our sins. [John 1:29]"

### INSTRUCTIONS:

1. Give each child a *Sheep* Activity Page, scissors, a glue stick, markers or crayons, cotton balls, and construction paper.
2. Have each child cut out the sheep and color only the horns and feet.
3. Next, have children glue cotton balls to cover the bodies of their sheep. (You can show the children how to stretch the cotton balls before gluing. This will make the cotton look more like wool.)
4. Then, glue the sheep to the piece of construction paper.
5. Finally, have the children decorate the setting around the sheep by adding grass, bushes, trees, etc.

**TRANSITION:** Say, "God provided the sacrifice for Abraham in the Old Testament, and He provided the sacrifice for us when He gave Jesus to die on the cross."

### MEMORIZE — 5 MINUTES

**MATERIALS:** | Index Cards (optional) |

Say, "**God is in control.**" I love how we have been reminded of those words over and over this month. Our Focus Verse is also a great reminder of that truth. Let's practice it together now."

"**I know** [point to your head] **that You** [point to heaven] **can do all things** [spread arms and hands open wide]. **No** [shake head "No"] **plan of Yours** [point to heaven] **can be ruined.** [use your arms to make an "X"]"  
**Job 42:2 (ICB)** (hold hands out like a book)

**CHALLENGE:** Print or write the words of the Focus Verse onto cards and tape them to a poster board. Randomly remove a word at a time and ask volunteers to say the verse as they add the missing words.



ASSIST WHEN A CHILD CAN'T REMEMBER THE WORDS. ACTIVITIES LIKE THESE SHOULD ALWAYS BE A FUN REVIEW, NEVER AN EMBARRASSING EXPERIENCE.

### REFLECT — 5 MINUTES

Say, "Abraham must have wondered how God could give him thousands of descendants [see last week's lesson] if he sacrificed his only son, but he still trusted. Abraham had faith that God would keep His promise. We can have faith in God too. We know that **God is in control** of everything, that He is perfect and works all things for our good [Romans 8:28]. Aren't you thankful for our loving God? Let's pray."

**SAMPLE PRAYER:** *“Dear God, thank You for loving us and for giving Your only Son, Jesus, as our perfect sacrifice. We know You are all-powerful, all-knowing, always good, and in control of everything. We trust the plans You have for each of us. Help us to be obedient and follow You all the days of our lives. In Jesus’ name. Amen.”*

### **RELEASE — 5 MINUTES**

If you have extra time, the children can continue to decorate their sheep crafts, replay the Engage game, or sing their favorite songs from this month’s unit.



**GOD TELLS  
ABRAHAM TO  
SACRIFICE ISAAC**

**WEEK 4**

**GOD IS  
IN CONTROL**

