

# GOD IS IN CONTROL



# GOD IS IN CONTROL

## YEAR 3, UNIT 7

**WRITER - SANDY BECK**

**MANAGING EDITOR - KRISTI CAIN**

**EDITOR (PRE-K) - JENNIFER MCGHEE**

**EDITOR - TIFFANY TRAINOR**

**DESIGNER - ALLIE WAYNE**



# GOD IS IN CONTROL

## MONTHLY PREPARATION GUIDE

### YEAR 3, UNIT 07 - PRE-K

In this unit, we are learning that **God is in control** of everything and that nothing can stop His plan. What is God's big plan? That's right! Sending Jesus to rescue us was God's big plan. Jesus came to earth as a baby, grew into a man, and died on the Cross to save us. Believing in Jesus is the **ONLY** way we can be saved. Knowing that **God is in control** gives us great joy and peace. We may not always understand why things happen, but we can trust God.

#### WEEK 1

**LESSON MATERIALS:** | Puzzle Piece | *God is in Control* Activity Page (1 per child) | *Hearts* Activity Page (1 heart per child) | *Hands* Activity Page (1 set of hands per child) | Cardstock | Markers or Crayons | Scissors | Glue Sticks |

#### WEEK 2

**LESSON MATERIALS:** | Puzzle Piece | Paper Plates | *Noah's Ark* Activity Page (1 per child) | Cardstock | *Animals* Activity Page (1 per child) | Crayons | Glue Sticks | Scissors |

#### WEEK 3

**LESSON MATERIALS:** | Puzzle Piece | Pre-Made Paper Airplanes (1 per child) | Stickers | Crayons | Large Basket (1 per class) | 8 oz. Mason Jars with Lids (1 per child) | Elmer's Clear School Glue (4 oz per child) | Distilled Water (4 oz per child) | Black Food Dye | Silver Star Confetti (3 tsp per child) | Hot Glue Gun |

#### WEEK 4

**LESSON MATERIALS:** | Puzzle Piece | Disposable Plastic Cups (25 per small group) | *Sheep* Activity Page (1 per child) | Cardstock | Construction Paper (1 per child) | Scissors | Glue Sticks | Markers or Crayons | Cotton Balls (10-12 per child) |

# GOD CREATED ALL THINGS

## BIBLE PASSAGE

Genesis 1:31; 3:1-15 (ICB)

## BIG IDEA

God is in control

## FOCUS VERSE

"I know that You can do all things. No plan of Yours can be ruined." Job 42:2 (ICB)

## LESSON MATERIALS

| Puzzle Piece | *God is in Control* Activity Page | *Hearts* Activity Page | *Hands* Activity Page | Cardstock | Markers or Crayons | Scissors | Glue Sticks |

## GREET — 15 MINUTES

Connection questions to ask as the children arrive:

- Has anyone ever done something that made you feel special? (Examples: given you a special present, thrown you a birthday party, taken you out for ice cream, etc.)
- What is something special you would like to do for someone?

## WORSHIP — 10 MINUTES

Remember that children watch us when we worship. As we demonstrate our love for Christ through our singing, they are learning to do the same. Encourage the kids to worship Jesus with their whole selves.

Say, "Colossians 1:17 [ICB] says, 'Christ was there before anything was made. And all things continue because of him.' God is in control of all things at all times. Let's think about that as we sing together."

"In Control" by Hillsong Worship is a great theme song for this unit. You can find a lyrics video for it on YouTube. Another song that works well with this lesson is "Won't Be Afraid" by Kingdom Kids.



AS YOU CONSISTENTLY PROVIDE TIME FOR WORSHIP AND PRAYER, YOU TEACH CHILDREN HOW IMPORTANT IT IS FOR A CHURCH BODY TO COME TOGETHER FOR THESE BIBLICAL PRACTICES.

## PRAY — 5 MINUTES

Begin your lesson with prayer.

**Sample Prayer:** "Dear God, as we listen to Your Word today, help us understand the message You have for us. Help us listen attentively and never forget that You love us enough to die on the Cross so we can be saved. And help us understand that You are in control of everything. Amen."

## REVIEW — 5 MINUTES

**MATERIALS:** | Puzzle Piece |

**BACKGROUND:** Say, “This month, our lessons are called *God is in Control*. What does the word ‘control’ mean? It means having power over something. We have control over small things in our lives. Can you think of examples? [We have control over how we speak to others or whether we obey our parents. We also have control over our remote-controlled cars and our stuffed animals.]

“However, when we say that ‘**God is in Control**,’ we mean that God has all power over everything, and nothing surprises Him. Today, we will talk about something sad that occurred at the beginning of creation. Even so, God knew what would happen, and He already had the plan to help His people.” Choose someone to put up this week’s puzzle piece.

**TRANSITION:** Say, “Let’s play a fun game to help us prepare for our lesson.”

## ENGAGE — 15 MINUTES

Say, “We are going to play a game called *Stop and Go Control*. You must be a great listener to do well at this game. Who thinks they can do that? Great! Let’s get started.”

**GAME GOAL:** To follow the leader’s instructions

### HOW TO PLAY:

1. The teacher will call out an activity. Examples include skipping, hopping, jumping up and down, twirling, taking giant steps, etc.
2. The children will respond by performing that activity.
3. When the teacher says “Stop,” the children must freeze in place.
4. Then, the teacher will resume the game by saying “Go,” followed by the name of a new activity.
5. Repeat the process and continue as time allows.

**TRANSITION:** Say, “Great job! You listened so well. Right! Who did you have to listen to? Right! You had to listen to me, the teacher. That’s because I was in charge. You could also say I was in control. But do you know who is in control of the whole world? Right! It’s God! Let’s see what the Bible says about God being in control.”

## LEARN — 10 MINUTES

Say, “This month, we will learn that God has always been in control of the whole universe. In the beginning, God created the earth and everything in it. In Genesis 1:31, we read, ‘God looked at everything He had made, and it was very good . . .’ God could never create anything bad because He is perfect. Everything God makes is true, good, and beautiful.

“God loved the world He created, but He loved the people even more. He would always love them no matter what.” Read Genesis 3:1-8 (ICB).



SOME PORTIONS OF TODAY'S BIBLE PASSAGE WILL BE CHALLENGING FOR LITTLE ONES TO UNDERSTAND, SO BE PREPARED TO PAUSE AND EXPLAIN AS NEEDED. CONSIDER WHETHER OR NOT TELLING THE STORY, AS OPPOSED TO READING IT, MAKES MORE SENSE FOR YOUR CHILDREN. ALSO, BE PREPARED TO DISCUSS SENSITIVE WORDS LIKE "NAKED." FOR EXAMPLE, IF YOU ARE RETELLING THE STORY, YOU CAN SAY "THE MAN AND WOMAN HAD NO CLOTHES."

**<sup>1</sup> Now the snake was the most clever of all the wild animals the Lord God had made. One day the snake spoke to the woman. He said, "Did God really say that you must not eat fruit from any tree in the garden?" <sup>2</sup> The woman answered the snake, "We may eat fruit from the trees in the garden. <sup>3</sup> But God told us, 'You must not eat fruit from the tree that is in the middle of the garden. You must not even touch it, or you will die.' <sup>4</sup> But the snake said to the woman, "You will not die. <sup>5</sup> God knows that if you eat the fruit from that tree, you will learn about good and evil. Then you will be like God!"<sup>6</sup> The woman saw that the tree was beautiful. She saw that its fruit was good to eat and that it would make her wise. So she took some of its fruit and ate it. She also gave some of the fruit to her husband who was with her, and he ate it.**

Say, "Oh no! Do you see what happened? God made a beautiful and perfect garden for Adam and Eve, giving them only one rule. He said they could eat from any tree in the whole garden except for one. Instead of obeying God, Adam and Eve listened to the snake. Once they did, everything changed. Suddenly they were sad and didn't feel close to God anymore. For the first time in their lives, they felt afraid. So, they hid. Have you ever tried to hide after you did something wrong? Why did you do that? [Allow for responses.] Things were different for Adam and Eve after they ate the fruit.." Read Genesis 3:9-13.

**<sup>9</sup> But the Lord God called to the man. The Lord said, "Where are you?" <sup>10</sup> The man answered, "I heard you walking in the garden. I was afraid because I was naked. So I hid." <sup>11</sup> God said to the man, "Who told you that you were naked? Did you eat fruit from that tree? I commanded you not to eat from that tree." <sup>12</sup> The man said, "You gave this woman to me. She gave me fruit from the tree. So I ate it." <sup>13</sup> Then the Lord God said to the woman, "What have you done?" She answered, "The snake tricked me. So I ate the**

Say, "One day, God's terrible enemy, Satan, came into the Garden. He tempted Eve to eat the fruit God had told them not to eat. Satan told her God didn't really love them and that if they ate this fruit, they would be like God. Eve believed Satan and ate the fruit; Adam also ate it. Satan had convinced them that God didn't love them, but that was a terrible lie.

"Because Adam and Eve disobeyed God, sin entered the world. This was the saddest day. But – that is not the end of the story. You see, God knew this would happen. He knew Adam and Eve would disobey Him and that it would mess everything up, but He also knew He would love His children no matter what. God's love will never stop, and no one is more powerful than Him. God also knew He could rescue His people by sending His Son to defeat Satan. And that's exactly what He did – He sent Jesus at just the right time, and eventually, God's Son died on the Cross. But because He is God and controls everything – even death - Jesus rose from the grave! That's how sin was defeated. Jesus took the punishment for our sins, and now we can be saved if we believe in Him and ask Him to come into our hearts. God is in control – He always has been."

# JOINING TO JESUS

In each lesson, no matter what portion of Scripture we read, we can find Jesus and the gospel. We want to instill in the children that God never forgot them, even in history's worst moments - the Fall, the great flood, or the time when Egypt enslaved God's people. Jesus was always the plan.

**TRANSITION:** Say, "No one on earth can stop God - not even the devil! Aren't you glad **God is in control?**"



BE SENSITIVE TO THE LEADING OF THE HOLY SPIRIT. THIS LESSON MAY PROVIDE AN OPPORTUNITY FOR YOU TO STOP AND PRAY FOR ONE OR MORE OF THE CHILDREN TO RECEIVE CHRIST. IF YOU FEEL GOD IS LEADING, NEVER HESITATE TO PAUSE AND LISTEN TO HIS VOICE.

## DISCUSS — 10 MINUTES

Say, "Let's talk about the story you just heard."

### 6. What does it mean that God is in control?

Response: It means that God has power over everything.

### 7. What happened in the Garden of Eden?

Response: Have the children retell the story in their own words.

### 8. Was God surprised that the people He had created disobeyed Him?

Response: No, God knew this would happen, and He already had a plan.

### 9. What was God's plan for His people?

Response: He planned to send His Son, Jesus, to die on the Cross so we can be saved.

### 10. Tell me about a time you asked Jesus to help you.

Response: Answers will vary.

### 11. What have you learned about God in today's lessons?

Response: **God is in control.** God loves us very much. Nothing surprises God, etc.

**TRANSITION:** Say, "God loves us so much that He wants us to live with Him forever. I'm so glad **God is in control!**"

## RESPOND — 15 MINUTES

**MATERIALS:** | *God is in Control* Activity Page (1 page per child) | *Hearts* Activity Page (1 heart per child) | *Hands* Activity Page (1 set of hands per child) | Cardstock | Markers or Crayons | Scissors | Glue Sticks |

Say, "The craft we are making today will help us remember that **God is in control** of the whole world. He never leaves us on our own."

### INSTRUCTIONS:

1. Before class, make copies, on cardstock, of the God is in Control activity page. The other two pages (Hearts and Hands) can be copied on regular paper.

2. Give each child a God is in Control page, one heart, and one set of hands to color. They will also need crayons or markers, scissors, and glue sticks.
3. Have the children color the picture of the world.
4. Next, they should cut out the heart and glue it to the middle of the world.
5. The children can finish their craft by cutting out the hands and gluing one on each side of the world, showing how the hands hold the earth.

**TRANSITION:** Say, “**God is in control** of everything that happens in our world. He can help us with whatever we need. Isn’t God amazing?!”

### MEMORIZE — 5 MINUTES

Say, “Did you know that when we memorize Scripture, we learn who God is, what He is like, and how much He loves us? Our memory verse for this month teaches us that God can do everything. It also teaches us that He has a good plan that can never be changed.” Read the verse first, then have the children repeat a sentence at a time. Finally, have the children say the verse by themselves.

“**I know** [point to your head] **that You** [point to heaven] **can do all things**  
[spread arms and hands open wide]. **No** [shake head “No”] **plan of**  
**Yours** [point to heaven] **can be ruined.** [use your arms to make an “X”]”  
**Job 42:2 (ICB)** (hold hands out like a book)

**CHALLENGE:** We all benefit from slowing down and considering our amazing God. Ask the following questions and allow the children to wonder about God with you.

1. I wonder how God can do “all things...”
2. I wonder what it means that “none of God’s plans can be ruined...”
3. I wonder what you have learned about God today...
4. I wonder what God thinks of you...

### REFLECT — 5 MINUTES

Say, “The most important thing we can do is give our hearts to Jesus. That means we ask Him to forgive us of our sins and believe in Him. If we mess up or do something wrong, we can ALWAYS ask Him to forgive us, and He is ALWAYS ready and willing to do that. You can even do that right now. Let’s pray.”

**SAMPLE PRAYER:** “Dear Jesus, we love You and know You love us because You gave Your life for us. Forgive us and help us to follow You. In Jesus’ name, we pray. Amen.”

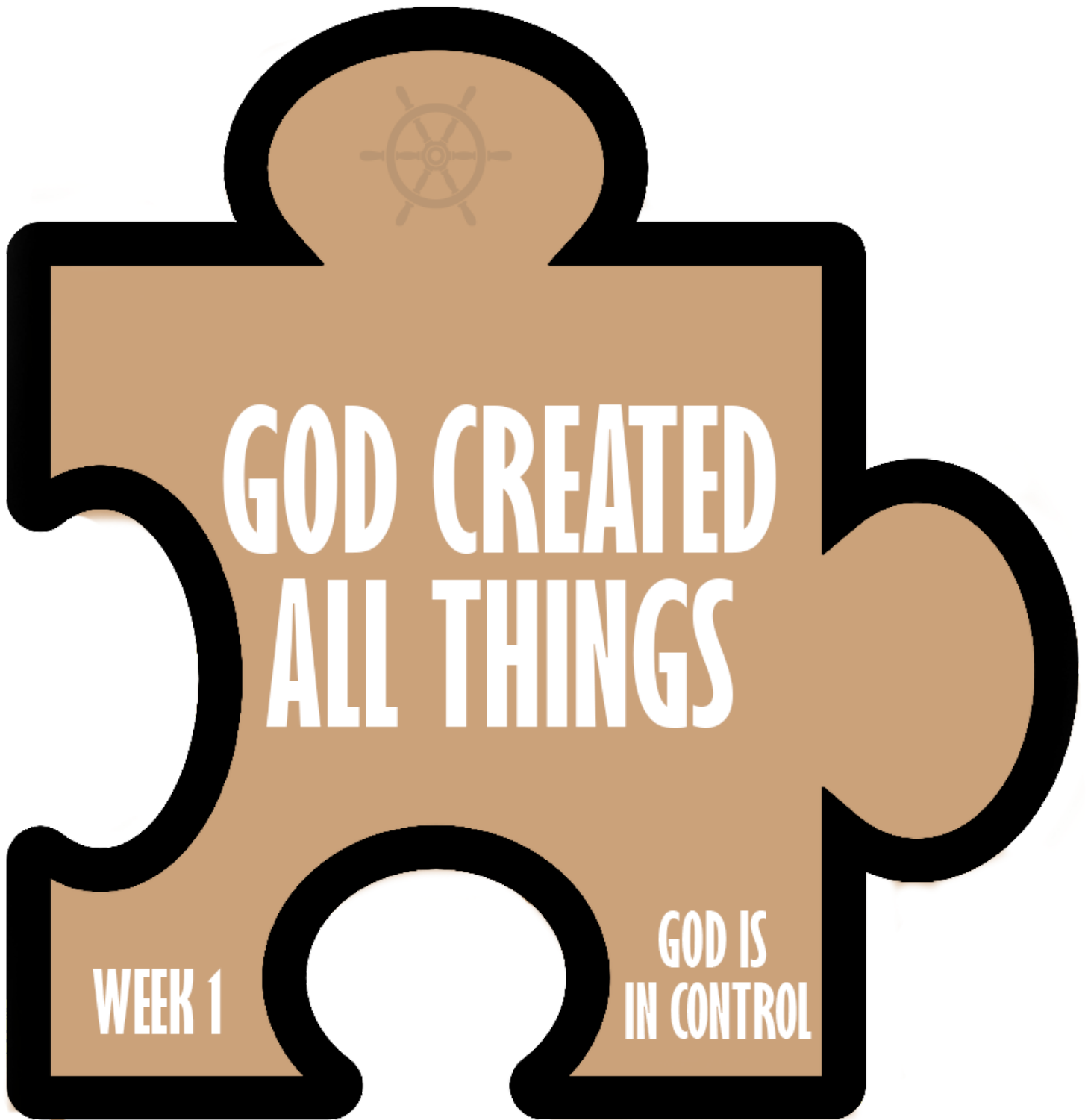


ALWAYS HAVE SOMETHING POSITIVE TO SAY ABOUT A CHILD  
WHEN THE PARENT/GUARDIAN COMES TO PICK THEM UP.

### RELEASE — 5 MINUTES

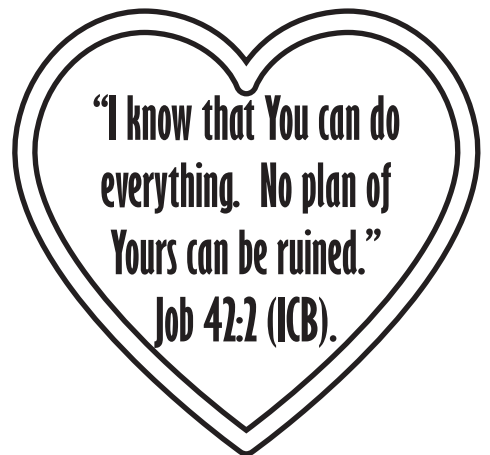
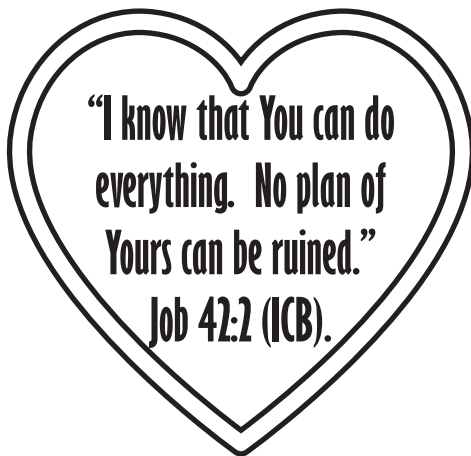
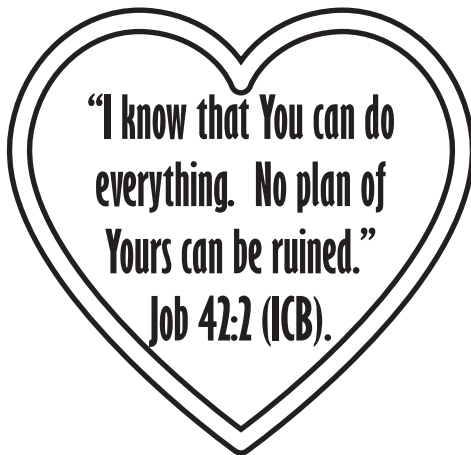
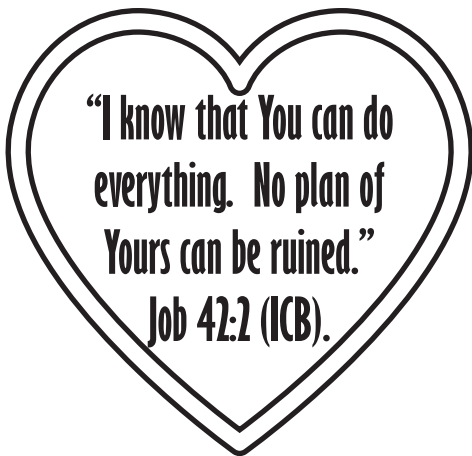
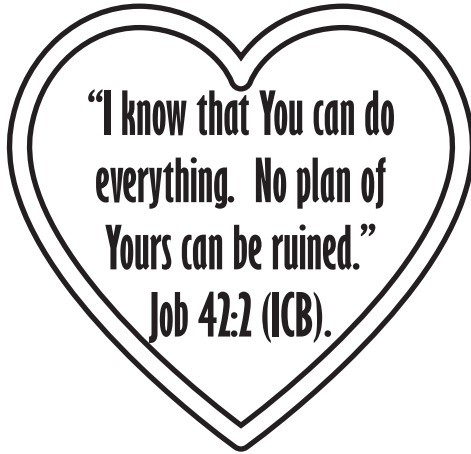
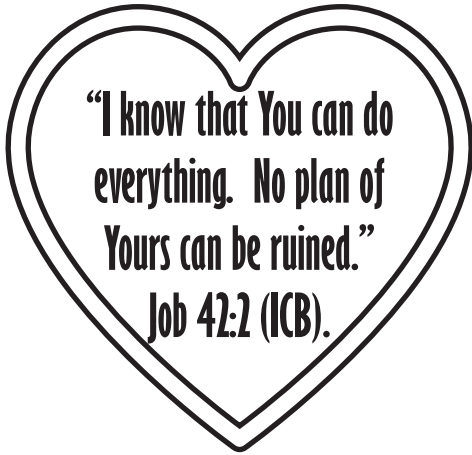
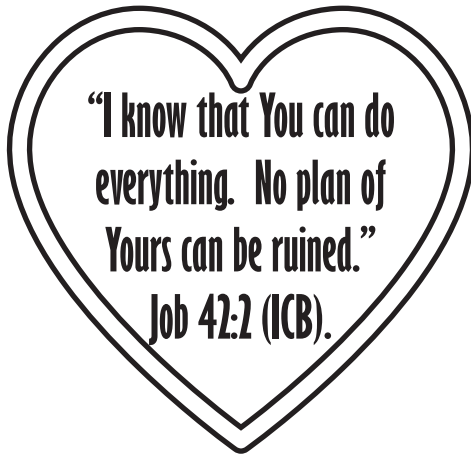
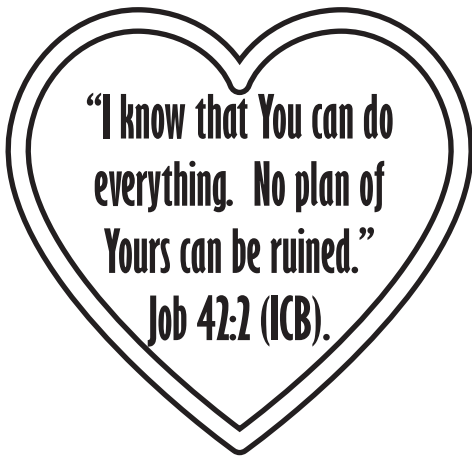
Finish the craft or replay the ENGAGE game if you have extra time. When parents/guardians arrive, please give them a copy of the monthly Parent Guide (downloadable).

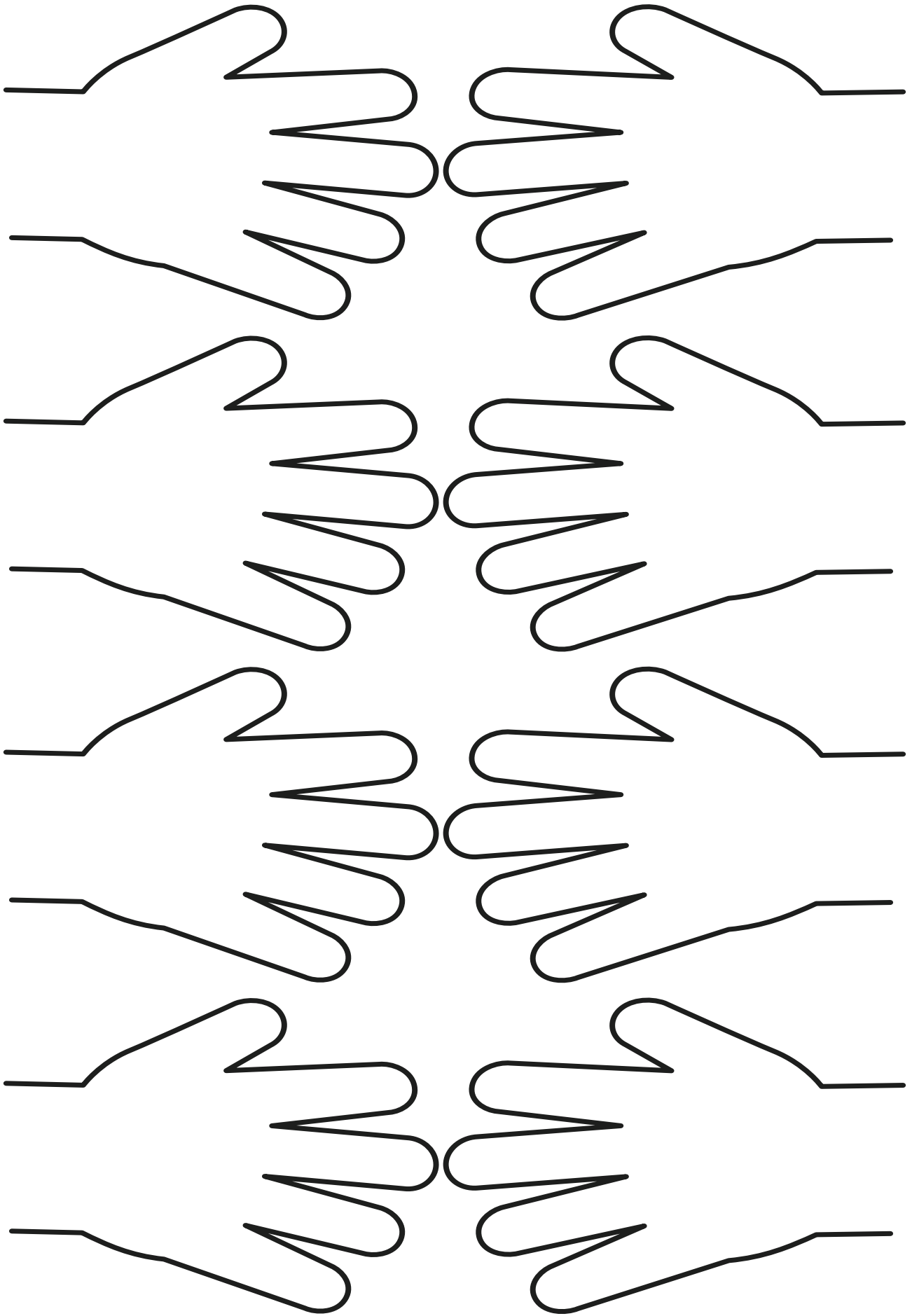




# GOD IS IN CONTROL







# GOD SENT THE FLOOD

## BIBLE PASSAGE

Genesis 6:5 - 9:16 (ICB)

## BIG IDEA

God is in control

## FOCUS VERSE

"I know that You can do all things. No plan of Yours can be ruined." Job 42:2 (ICB)

## LESSON MATERIALS

| Puzzle Piece | Paper Plates | *Noah's Ark* Activity Page | Cardstock | *Animals* Activity Page | Crayons | Glue Sticks | Scissors |

## GREET — 15 MINUTES

Connection questions to ask as the children arrive:

- Do you like when it rains? What do you do indoors when it rains?
- Have you ever played outside in the rain? What was that like?

## WORSHIP — 10 MINUTES

Read aloud this month's Focus Verse: "I know that You can do all things. No plan of Yours can be ruined. Job 42:2" Say, "I am so glad we are here to worship our God who is always in control AND loves us. Let's sing to Him now."

"In Control" by Hillsong Worship is a great theme song for this unit. "Rescue for My Soul" by Austin Stone Worship: Kids is also an excellent choice for this week's lesson. You can find videos for both songs on YouTube.

## PRAY — 5 MINUTES

Always begin with prayer.



OCCASIONALLY, HAVE THE CHILDREN REPEAT AFTER YOU WHEN YOU PRAY. KEEP THE WORDS SIMPLE (OR USE THE SAMPLE PRAYER); THIS PRACTICE WILL HELP THEM KNOW HOW TO PRAY AND GIVE THEM EXPERIENCE PRAYING ALOUD.

**SAMPLE PRAYER:** "Dear God, We love You, and thank You for loving and watching over us every day. Open our hearts to know You better, love You more, and share Your love with others. In Jesus' name. Amen."

## REVIEW — 5 MINUTES

**MATERIALS:** | Puzzle Piece |

Say, "Who remembers our theme for this month? [Allow for responses.] Right! *God is in Control!* And what does 'control' mean? Very Good! 'Control' means to have all power over something or to be in charge. We learned last week that '**God is in Control**' of everything. He knows what is going to happen, and nothing surprises Him. Today, we will listen to another story from the book of Genesis, the first book of the Bible. First, let's put up our new puzzle piece." Designate a child to post this week's piece to the wall.

**TRANSITION:** Say, "Before we hear our lesson, let's play a game!"

## ENGAGE — 10 MINUTES

**MATERIALS:** | Paper Plates (1 per child) |

Say, "Before our Bible story, we will play a game to see who can control a paper plate on their head the longest while walking around the room. If your plate falls off your head, sit down. Whoever keeps their plate on their head the longest is the winner."

**GAME GOAL:** To be the last child to keep their paper plate on their heads without using their hands

### HOW TO PLAY:

1. Give each child a paper plate.
2. When you say, "Go!" have the children walk around the room while balancing their paper plates on their heads.
3. If a child's plate falls or if they touch it with their hands, they must sit down for the remainder of the round.
4. The child who controls (balances) their plate the longest, without using their hands, is the winner.

**CHALLENGE:** If the task is too simple, add additional plates to the children's heads.

**TRANSITION:** Say, "Great job! I hope this game reminds you that it is surprisingly difficult to stay in control. However, one big difference between God and us is that nothing is too hard for Him!"

## LEARN — 10 MINUTES



TODAY'S STORY COVERS ALMOST FOUR CHAPTERS OF SCRIPTURE. SINCE THIS IS TOO MUCH TO READ FOR ONE LESSON, WE HAVE ALTERNATED OUR RE-TELLING WITH VERSES FROM GOD'S WORD. EVEN THOUGH YOU ARE NOT READING ONE COMPLETE PASSAGE, IT IS STILL IMPORTANT FOR THE CHILDREN TO SEE AND HEAR YOU READ FROM THE BIBLE. MAKE SURE THEY KNOW WHEN YOU ARE QUOTING SCRIPTURE.

Say, "Today's lesson teaches us that God is always in control, even when the world is going crazy. For example, in Genesis, we read about Noah, who obeyed and loved God very much. But the rest of the people were not that way. The people on earth had become wicked (bad), and one day God told Noah that

He was going to put an end to things. However, because of Noah's faithfulness, He would save him and his family. God had a plan.

God told Noah that a great storm was coming. He told Noah to build an ark – a huge boat. He also told him how big to make it and who and what Noah was to take on the Ark with him. Noah trusted God and did everything God told him to do." Read Genesis 6:9-14.

**<sup>9</sup>"Noah was a good man. He was the most innocent man of his time. He walked with God... <sup>11</sup>People on earth did what God said was evil. Violence was everywhere. <sup>12</sup> And God saw this evil. All people on the earth did only evil. <sup>13</sup> So God said to Noah, "People have made the earth full of violence. So I will destroy all people from the earth. <sup>14</sup> Build a boat of cypress wood for yourself. Make rooms in it and cover it inside and outside with tar.**

Say, "Then God said to Noah, 'Take your family and enter the ark with the animals.' God shut the door, and it started to rain. It rained for forty days and forty nights. That's over a month! The waters covered everything - even all the high mountains were covered, and the ark floated on the water's surface. The water flooded the earth for 150 days!

"Finally, the rain stopped. Noah sent out a dove that brought back an olive branch; by this, Noah knew the waters were drying up. Then God told Noah to leave the ark with his family and the animals.

"The first thing Noah did was thank God for keeping them safe. The first thing God did was to make a promise that He would never again destroy the world with a flood. Then He gave Noah a sign. Who can tell me what that sign was? Yes, it was the rainbow!" Read Genesis 8:21-22.

**<sup>21</sup> The Lord was pleased with these sacrifices. He said to himself, "I will never again curse the ground because of human beings. Their thoughts are evil even when they are young. But I will never again destroy every living thing on the earth as I did this time.**

**<sup>22</sup> "As long as the earth continues, there will be planting and harvest. Cold and hot, summer and winter, day and night will not stop."**

Read Genesis 9:12-15.

**<sup>12</sup> And God said, "I am making an agreement between me and you and every living creature that is with you. It will continue from now on. This is the sign: <sup>13</sup> I am putting my rainbow in the clouds. It is the sign of the agreement between me and the earth. <sup>14</sup> When I bring clouds over the earth, a rainbow appears in the clouds. <sup>15</sup> Then I will remember my agreement. It is between me and you and every living thing. Floodwaters will never again destroy all life on the earth."**

Say, "Unfortunately, it was only a few years before people stopped listening to the Lord again! This did not surprise God; He knew this was going to happen. Even at the beginning of time, God had a plan: to send His Son to die on the Cross for our sins so we could be saved. Yes, Jesus was always the plan."

# JOINING TO JESUS

Today's story about the flood and God's covenant with Noah may be familiar to many of your children. It is a powerful story about God's sovereignty and points us to Christ and God's grace. As you teach this lesson about the evil in the world, the great flood, and God's covenant with Noah, relate the lesson to Jesus and the gospel. Even though people turned away from God again and again, God did not send another flood. Instead, he had a bigger plan. He was going to send His own Son. Instill in the children that even when we are our rebellious, worst selves, just like the people who lived during the time of Noah, Jesus is still God's plan for us.

**TRANSITION:** Say, "God is always loving and good. He never changes. Isn't it wonderful to know that no matter what happens, **God is in control?**"

## DISCUSS — 10 MINUTES

Say, "Let's talk a little more about our story."

**1. In this story, what happened to the people on earth?**

Response: The people did bad things and did not love God.

**2. Who was Noah?**

Response: He was a man who loved and followed God, even when no one else did.

**3. Why do you think God sent the flood?**

Response: He wanted to make the world new again.

**4. What did God promise after Noah and his family came out of the ark?**

Response: He promised never to destroy the world with a flood again.

**5. What did God put in the sky to remind us that He would never flood the whole earth again?**

Response: A rainbow

**6. Was God surprised when everything went wrong again?**

Response: No, God is never surprised.

**7. What did you learn about God today?**

Response: God is in control. God sent the rainbow. God keeps His promises. God loves His people, etc.

**TRANSITION:** Say, "You were excellent listeners! **God is always in control** - no matter what happens. Nothing ever surprises God!"

## RESPOND — 15 MINUTES

**MATERIALS:** | *Noah's Ark* Activity Page (1 per child) | Cardstock | *Animals* Activity Page (1 per child) | Crayons | Glue Sticks | Scissors |





BEFORE CLASS, COPY NOAH'S ARK ACTIVITY PAGE ON CARDSTOCK. YOU'LL NEED ONE PER CHILD.

Say, "We are going to make an ark, like Noah's, and put the animals inside. These pictures will remind us that when Noah obeyed God, everyone and everything on the ark stayed safe just like God promised."

### INSTRUCTIONS:

1. Provide each child with a *Noah's Ark* Activity Page and an *Animals* Activity Page.
2. Tell the children to color the ark and the animals.
3. Help the children cut out the animals and glue them inside the ark.

**TRANSITION:** Say, "Your arks are beautiful! I hope you will keep them as a reminder of God's love. Now, let's practice our memory verse."

### MEMORIZE — 5 MINUTES

Say, "It is important to memorize God's Word because it helps us learn more about Him and His great love for us. Listen as I say the verse first. Then, repeat after me using the motions."

**"I know** [point to your head] **that You** [point to heaven] **can do all things** [spread arms and hands open wide]. **No** [shake head "No"] **plan of Yours** [point to heaven] **can be ruined.** [use your arms to make an "X"]"  
**Job 42:2 (ICB)** (hold hands out like a book)

**CHALLENGE:** Continue your memorization practice with echoes. You, or one of the children, will be the leader who starts the process by saying the first two words of the verse. The rest of the children will echo the words. The leader repeats the process (two words at a time) until the whole verse has been recited.

### REFLECT — 5 MINUTES


Say, "I am so grateful that **God is in control!** He is always looking out for us. We need to thank Him for all He has done and especially for sending His Son to rescue us. Does anyone have a prayer request?" Thank God for His goodness and love. Pray for any needs the children share.














**SAMPLE PRAYER:** "Dear God, we praise You because You are powerful and in control. Thank You for sending Your Son, Jesus, to be our Savior. [Pray for the children's needs.] We pray all these things in Jesus' name. Amen."

### RELEASE —

If you have extra time, work on unfinished crafts, or replay the ENGAGE game.







# GOD MADE A COVENANT WITH ABRAHAM

## BIBLE PASSAGE

Genesis 17:15-17; 18:1-14 (ICB)

## BIG IDEA

God is in control

## FOCUS VERSE

"I know that You can do all things. No plan of Yours can be ruined." Job 42:2 (ICB)

## LESSON MATERIALS

| Puzzle Piece | Pre-Made Paper Airplanes | Stickers | Crayons | Large Basket | 8 oz. Mason Jars with Lids | Elmer's Clear School Glue | Distilled Water | Black Food Dye | Silver Star Confetti | Hot Glue Gun |

## GREET — 15 MINUTES

Connection questions to ask as the children arrive:

- What is a promise?
- Have you ever made a promise to someone?
- Do you want to tell me about it?

## WORSHIP — 10 MINUTES

1 Thessalonians 5:26 says, "Greet all the people..." Help prepare the children's hearts for worship the moment they arrive by warmly acknowledging (greeting) each boy and girl. Say their names and look them in the eyes. Let them know you see them and are glad they are here. As children sense that their church knows them, they will begin to understand that they belong there and are valuable members of the worshipping body.

"In Control" by Hillsong Worship is a great theme song for this unit. If you want a song to accompany today's lesson, we recommend "Promises" by Crossroads Kids. You can find videos for both songs on YouTube.

## PRAY — 5 MINUTES

Gather everyone for prayer. Invite the children to kneel, emphasizing that we come humbly to God when we pray.

**SAMPLE PRAYER:** "Dear God, thank You for loving us. We are so glad You are in charge of the whole world. Help us listen and learn more about You today. In Jesus' name. Amen."

**REVIEW — 5 MINUTES****MATERIALS:** | Puzzle Piece |

**BACKGROUND:** Say, “This is week three of our *God is in Control* lessons. In the first week, we learned about the saddest day when Adam and Eve listened to the snake instead of God. That’s when sin came into our world. Even though God did not want His people to disobey Him and mess everything up, God knew He could make things right again. He would send His own Son to die on the Cross for the sins of the people.

The second lesson was about God sending a great flood to destroy the world because everyone had become evil except for one man. Do you remember his name? [Allow for responses.] Yes! His name was Noah. God rescued Noah and His family by telling them to build an ark. Because God is in control, everyone and everything in the ark stayed safe. Because **God is in control**, we don’t have to worry. He loves us very much.”

**TRANSITION:** Say, “Let’s put up our puzzle piece for this lesson and get ready to play a game.”



LOOK FOR WAYS TO GET YOUR QUIETER CHILDREN INVOLVED. INVITING THESE CHILDREN TO POST THE WEEKLY PUZZLE PIECE OR HELP YOU HAND OUT SUPPLIES CAN MAKE THEM FEEL NEEDED AND NOTICED.

**ENGAGE — 10 MINUTES****MATERIALS:** | Pre-Made Paper Airplanes (1 per child) | Stickers | Crayons | Large Basket (1 per class) |

BEFORE CLASS, USE REGULAR PAPER TO MAKE ONE PAPER AIRPLANES FOR EACH CHILD IN THE CLASS. BE SURE TO MAKE A COUPLE OF EXTRA AIRPLANES FOR GUESTS. HAVE EXTRA PAPER ON HAND FOR CHILDREN WHO WANT TO TRY MAKING THEIR OWN PAPER AIRPLANES.

Say, “You’re all going to get a paper airplane to decorate, and then we’ll see who is the best pilot!”

**GAME GOAL:** To fly a paper airplane into a designated target

**HOW TO PLAY:**

1. Set up the target (basket) on one side of the room.
2. Next, give each child a pre-made paper airplane. The children can decorate their planes with crayons and stickers.
3. Have the children take turns trying to fly their paper airplanes into the target.
4. Continue for several rounds.

**TRANSITION:** Say, “Wow! Great job flying those paper airplanes! Was it difficult to control the plane’s direction? [Allow for responses.] This game reminds me of how much we cannot control, but God controls everything! Today’s lesson will focus on a promise God made to someone long ago, and it was for all of God’s children.”

## LEARN — 15 MINUTES

Say, “For the last two weeks, we have talked about how **God is in control**. God will always be in control, which is fantastic because He loves you very much.

“In Romans 8:28, Paul tells us, ‘We know that all things work together for the good of those who love God, who are called according to His purpose.’ In today’s lesson, we will learn about a man who understood that God only wanted good things for those who love and obey Him. That man’s name was Abraham.

“A long time passed after Noah and his family left the ark. Of course, God kept His promise never to destroy the world again with a flood, but the people once again became bad and mean.

“One day God told Abraham that He would make a covenant with Him. [A covenant is a promise between two people, or in this case, between God and Abraham.] God said, ‘I will make you a great nation, I will give this land to you, and your descendants [a person’s children; grandchildren; great-grandchildren; great, great-grandchildren, etc.]..., and your descendants will be as many as the stars in heaven. You will have so many children that they cannot be counted.’ Read Genesis 17:15-17 (ICB).

**<sup>15</sup> God said to Abraham, “I will change the name of Sarai, your wife. Her new name will be Sarah. <sup>16</sup> I will bless her. I will give her a son, and you will be the father. She will be the mother of many nations. Kings of nations will come from her.”**

**<sup>17</sup> Abraham bowed facedown on the ground and laughed. He said to himself, “Can a man have a child when he is 100 years old? Can Sarah give birth to a child when she is 90?”**

Say, “Did you hear the problem? Abraham was 100 years old, and his wife, Sarah, was 90. Weren’t they too old to have children? Sarah laughed when she heard that she would have a baby. She had always wanted a baby, but this was hard to believe. Why now, after she was so old? But when God says something will happen, it WILL happen. God is in control. This was not a hard thing for God to do. God reminded Abraham of His power when He appeared to Abraham one day.” Read Genesis 18:1, 10-14.

**<sup>1</sup> Later, the Lord again appeared to Abraham near the great trees of Mamre...<sup>10</sup> Then the Lord said, “I will certainly return to you about this time a year from now. At that time your wife Sarah will have a son.” Sarah was listening at the entrance of the tent which was behind him. <sup>11</sup> Abraham and Sarah were very old. Sarah was past the age when women normally have children. <sup>12</sup> So she laughed to herself, “My husband and I are too old to have a baby.”**

**<sup>13</sup> Then the Lord said to Abraham, “Why did Sarah laugh? Why did she say, ‘I am too old to have a baby’? <sup>14</sup> Is anything too hard for the Lord? No! I will return to you at the right time a year from now. And Sarah will have a son.”**

Say, “Abraham trusted God, and Sarah gave birth to a baby boy, just as God said. God kept His promise, and He always will.”

# JOINING TO JESUS

God promised that through Abraham's family, He would send His Son to rescue the world. And that's what happened. One day, many years later, God sent Jesus. Jesus was always God's plan, and ONLY Jesus can save us - there is no other way.

Say, "Sometimes God's plans don't make sense to us, and a happy ending seems impossible, but we must remember that we can't see what God sees. Stories like the one we read today, where Abraham and Sarah miraculously had a baby in their old age, remind us that **God is in control**. That means all things are possible! Abraham trusted God. He knew God would keep His promises. We can trust God, too, knowing that He only wants good things for us."

**TRANSITION:** Say, "I'm so thankful we have a loving and caring God we can trust to keep His promises. **God is in control!**"

## DISCUSS — 10 MINUTES

Say, "What a great story. Let's talk about it."

### 1. What is a covenant?

Response: A covenant is a promise or agreement between two or more people.

### 2. What kind of covenant did God make with Abraham?

Response: God promised that Abraham would have as many descendants as there are stars in the sky.

### 3. What was confusing about God's promise?

Response: Abraham and his wife were too old to have children.

### 4. What did Abraham do?

Response: Abraham trusted God to keep His promise.

### 5. Why can we trust God?

Response: We can trust God because He loves us and is in control.

### 6. What does this lesson teach us about God?

Response: **God is in control**. Nothing is too hard for God. God is trustworthy. God always had a plan to rescue His people. God loves us, etc.

**TRANSITION:** Say, "You listened so well! Now, let's make a special craft reminding us that God is in control of the whole world."

## RESPOND — 15 MINUTES

**MATERIALS:** | 8 oz. Mason Jars with Lids (1 per child) | Elmer's Clear School Glue (4 oz per child) | Distilled Water (4 oz per child) | Black Food Dye | Silver Star Confetti (3 tsp per child) | Hot Glue Gun |



MAKE A SAMPLE JAR BEFORE CLASS TO ENSURE HOW MUCH GLUE, WATER, AND GLITTER WILL WORK BEST FOR YOUR JARS' SIZE. PUT BLACK FOOD DYE IN THE GALLON OF DISTILLED WATER TO CREATE A RICH PURPLE COLOR. USE ONE OR TWO DROPS AT A TIME.



Say, "Today, we are going to make 'star jars' to remind us of God's promise to give Abraham as many descendants as there are stars in the sky."

### INSTRUCTIONS:

1. Give each child a Mason Jar and lid.
2. Fill each jar halfway with clear Elmer's School Glue.
3. Sprinkle several teaspoons of silver star confetti into the jar.
4. Next, fill the remainder of the jar with dyed distilled water.
5. Place the lids on the jars. Seal the jar with hot glue.
6. Now, shake the jar and watch the silver star confetti swirl around!

**TRANSITION:** Say, "**God is in control** of the whole world. Just as He gave Abraham the thousands of descendants He promised, He will also bring to pass the promises He has made to us. These star jars can be a reminder to you of that truth."

### MEMORIZE — 5 MINUTES

Say, "This month's verse promises us that **God is in control** of everything. No one and nothing can change His plan. Let's say the verse together."

**"I know** [point to your head] **that You** [point to heaven] **can do all things**  
[spread arms and hands open wide]. **No** [shake head "No"] **plan of**  
**Yours** [point to heaven] **can be ruined.** [use your arms to make an "X"]"  
**Job 42:2 (ICB)** (hold hands out like a book)

**CHALLENGE:** Help the children set the verse to music by incorporating the words into a familiar tune (like "Row, Row, Row Your Boat") or by creating original music. Singing the words will help the boys and girls remember the verses.

### REFLECT — 5 MINUTES

Say, "**God is in control** and has a plan for each of you. Let's pray and ask Him to guide and lead us in the way He wants us to go."

**SAMPLE PRAYER:** "*Dear Jesus, thank You for loving us and being with us every day. We know You have a plan for us, so help us trust and love You. In Jesus' name, we pray. Amen.*"

### RELEASE —

If you have extra time, let the children show one another their star jars or replay the ENGAGE game.



# GOD TELLS ABRAHAM TO SACRIFICE ISAAC

## BIBLE PASSAGE

Genesis 22:1-19 (ICB)

## BIG IDEA

God is in control

## FOCUS VERSE

"I know that You can do all things. No plan of Yours can be ruined." Job 42:2 (ICB)

## LESSON MATERIALS

| Puzzle Piece | Disposable Plastic Cups | *Sheep* Activity Page (1 per child) | Cardstock | Construction Paper (1 per child) | Scissors | Glue Sticks | Markers or Crayons | Cotton Balls (10-12 per child) |

## GREET — 15 MINUTES

Connection questions to ask as the children arrive:

- Who are your favorite people?
- Why are they your favorite people?

## WORSHIP — 10 MINUTES

In the final lesson of this month's series, we will read about Abraham's complete devotion to God. Abraham loved God with his whole heart. No one and nothing was more important to Abraham than the Lord. Before you sing, ask the children why they think we worship. Use Abraham as an example of a true worshiper – someone who worships out of love and obedience, not because of what God gives him.

Worship to this month's theme song, "In Control," by Hillsong. You can also sing "To God Be the Glory/ Doxology" by YancyNotNancy to emphasize today's lesson further.

## PRAY — 5 MINUTES

Begin your lesson with prayer.

Before you pray, ask the boys and girls to stand in a circle and share their prayer requests. Encourage the children to look at one another as they express their needs.

**Sample Prayer:** *"Dear God, thank You for listening when we talk to You. We are so glad You are in control of everything and that You love us very much. Now, we pray for our friends' needs, knowing that You hear us and take care of us. [Include the children's prayer requests.] Amen."*

**REVIEW — 5 MINUTES****MATERIALS:** | Puzzle Piece |

**BACKGROUND:** Say, “For the last three weeks, we have learned that **God is in control** of everything and that nothing can stop His plan. What is God’s big plan? That’s right! Sending Jesus to rescue us was God’s big plan. Jesus came to earth as a baby, grew into a man, and died on the Cross to save us. Believing in Jesus is the **ONLY** way we can be saved. Knowing that **God is in control** gives us great joy and peace. We may not always understand why things happen, but we can trust God. In our lesson today, we get to hear another story about Abraham. But first, who would like to put up our puzzle piece?”

**TRANSITION:** Say, “Now, let’s get ready to play a game.”

**ENGAGE — 15 MINUTES****MATERIALS:** | Disposable Plastic Cups (25 per small group) |

Say, “Have you ever built a tower with blocks? Great! It takes a lot of control to make a tall tower that doesn’t fall over, doesn’t it? Today, we will play a similar game with cups. Let’s see how high you can make your tower!”

**GAME GOAL:** To build a tall tower out of cups

**HOW TO PLAY:**

1. Divide your class into four groups.
2. Demonstrate how to build a tower with the cups.
3. Give each group 25 cups.
4. Encourage them to build the tallest tower possible with their cups.
5. Have them start over if their tower falls.

**TRANSITION:** Say, “That was a lot of fun, and you did a great job building tall towers! It’s hard to build one that doesn’t fall, though, isn’t it? I am so glad that nothing is too hard for God and that He controls everything. In today’s lesson, we will be reminded of God’s plan for each of us. It is a good plan because He loves us so much!”

**LEARN — 10 MINUTES**

Say, “After God blessed Abraham and Sarah with a son in their old age, God asked Abraham to trust Him completely. That is what today’s lesson is all about.” Read Genesis 22:1-2 (ICB).

**<sup>1</sup> After these things God tested Abraham’s faith. God said to him, “Abraham!” And he answered, “Here I am.” <sup>2</sup> Then God said, “Take your only son, Isaac, the son you love. Go to the land of Moriah. There kill him and offer him as a whole burnt offering.**

Say, “What? Was God telling Abraham to kill his son? This is hard to understand, but let me try to help. First, if we read in another part of the Bible, Hebrews 11:19, we see that Abraham thought that if Isaac died, God would bring him back to life. He knew God could do anything and trusted that God loved him.

“Do you remember how in last week’s lesson, God promised Abraham that He would give Him lots and lots of grandchildren, great-grandchildren, and great-great-grandchildren? God said there would be so many that they would be like stars in the sky! Well, Abraham trusted that because God was powerful and because God loved him, He would keep his promise. So, Isaac had to be alive! Now, let’s get back to our story.

“Abraham and Isaac had to travel far to the place God had commanded him to make the offering. When they finally arrived, Isaac said to his father Abraham, ‘Father, we have the fire and the wood. But where is the lamb we will burn as a sacrifice? Abraham answered, ‘God will give us the lamb for the sacrifice, my son.’ Then Abraham built an altar, and he laid Isaac on top. Here’s what happened next.” Read Genesis 22:11-12.

**<sup>11</sup>...the angel of the Lord called to him from heaven. The angel said, “Abraham! Abraham!” Abraham answered, “Yes.” <sup>12</sup> The angel said, “Don’t kill your son or hurt him in any way. Now I can see that you respect God. I see that you have not kept your son, your only son, from me.”**

Ask, “What do you think Abraham was thinking and feeling after the angel told him to stop?” (Allow for responses and share your thoughts too.)

Say, “Abraham took Isaac from the altar, and right then, he saw a male sheep [ram] caught in a bush. Do you see how God provided a sacrifice? God is always in control, and He is always taking care of His people. Now, this whole story seems strange. Today, we don’t worship God by building altars, but it was common in Abraham’s day. Most people other than Abraham worshiped idols, not God. [Explain what an idol and an altar are if needed.] And these people thought the idols wanted them to do things like sacrifice their children. But that is evil and wrong. God wanted to show Abraham that He was NOTHING like their idols, so God provided the sacrifice for Abraham. You see, God loved Abraham and Isaac, and He loves you too.”

## JOINING TO JESUS

**God promised Abraham that another Son would be born through his descendants, and His birth would be even more miraculous. That Son was Jesus, but unlike Isaac, Jesus needed to give His life as a sacrifice. In obedience and trust, Christ died on a Cross for all of us. He did not run away but became God’s greatest gift to the world. “For God loved the world so much that He gave His ONLY Son.” Instead of asking someone else to give their Son in sacrifice, God gave His own, so that whoever believes in Him may not be lost, but have eternal life.’ Remember . . . Jesus was ALWAYS God’s plan.**

Say, “God’s plans may be hard to understand sometimes. Abraham must have been confused and afraid when God asked him to put his son on the altar, but still, he trusted God. Like Abraham, we must also

trust God, knowing He is always working for our good. God was in control then, and He is in control now. Thanks be to God.”

**TRANSITION:** Say, “God is so good to us. He gave His only Son to save you and me. He loves us that much!”

## DISCUSS — 10 MINUTES

Say, “Our story today was very special! Let’s talk about it.

### 1. What were the names of the people in today’s Bible story?

Response: Abraham and Isaac

### 2. Did Abraham trust God?

Response: Yes, Abraham knew God loved Him, so he trusted Him.

### 3. Did Isaac trust God too?

Response: Yes, Isaac trusted God too.

### 4. What kind of animal did God provide as a sacrifice?

Response: God provided a ram (sheep).

### 5. What have you learned about God today?

Response: **God is in control.** God loves us. God provides everything we need, etc.

**TRANSITION:** Say, “Thank you for participating in our discussion. Let’s make a craft to remind us that **God is in control.**”

## RESPOND — 15 MINUTES

**MATERIALS:** | *Sheep* Activity Page (1 per child) | Cardstock | Construction Paper (1 per child) | Scissors | Glue Sticks | Markers or Crayons | Cotton Balls (10-12 per child) |



BEFORE CLASS, PRINT THE *SHEEP* ACTIVITY PAGE ON CARDSTOCK.  
BE SURE TO HAVE 1 PER CHILD.

Say, “Do you remember the sheep (ram) from today’s story? Today’s craft is one you can take home to remind you of two things. First, God provided a sheep to take Isaac’s place on the altar. Next, our Heavenly Father provided Jesus, the lamb of God, to save us from our sins. [John 1:29]”

### INSTRUCTIONS:

1. Give each child a *Sheep* Activity Page, scissors, a glue stick, markers or crayons, cotton balls, and construction paper.
2. Have each child cut out the sheep and color only the horns and feet.
3. Next, have children glue cotton balls to cover the bodies of their sheep. (You can show the children how to stretch the cotton balls before gluing. This will make the cotton look more like wool.)
4. Then, glue the sheep to the piece of construction paper.
5. Finally, have the children decorate the setting around the sheep by adding grass, bushes, trees, etc.

**TRANSITION:** Say, “God provided the sacrifice for Abraham in the Old Testament, and He provided the

sacrifice for us when He gave Jesus to die on the cross.”

### MEMORIZE — 5 MINUTES

Say, “**God is in control.**” I love how we have been reminded of those words over and over this month. Our Focus Verse is also a great reminder of that truth. Let’s practice it together now.”

“**I know** [point to your head] **that You** [point to heaven] **can do all things** [spread arms and hands open wide]. **No** [shake head “No”] **plan of Yours** [point to heaven] **can be ruined.** [use your arms to make an “X”]  
**Job 42:2 (ICB)** (hold hands out like a book)

**CHALLENGE:** Since today is the last week of the unit, offer to let the children say the verse by themselves.



ASSIST WHEN A CHILD CAN’T REMEMBER THE WORDS. ACTIVITIES LIKE THESE SHOULD ALWAYS BE A FUN REVIEW, NEVER AN EMBARRASSING EXPERIENCE.

### REFLECT — 5 MINUTES

Say, “Abraham must have wondered how God could give him thousands of descendants [see last week’s lesson] if he sacrificed his only son, but he still trusted. Abraham had faith that God would keep His promise. We can have faith in God too. We know that **God is in control** of everything, that He is perfect and works all things for our good [Romans 8:28]. Aren’t you thankful for our loving God? Let’s pray.”

**SAMPLE PRAYER:** “Dear God, thank You for loving us and for giving Your only Son, Jesus, as our perfect sacrifice. We know You are all-powerful, all-knowing, always good, and in control of everything. We trust the plans You have for each of us. Help us to be obedient and follow You all the days of our lives. In Jesus’ name. Amen.”

### RELEASE — 5 MINUTES

If you have extra time, the children can continue to decorate their sheep crafts, replay the Engage game, or sing their favorite songs from this month’s unit.



**GOD TELLS  
ABRAHAM TO  
SACRIFICE ISAAC**

**WEEK 4**

**GOD IS  
IN CONTROL**



