

# GOD IS ETERNAL



# GOD IS ETERNAL

## YEAR 3, UNIT 9

**WRITER - JONATHAN BRYAN**  
**MANAGING EDITOR - KRISTI CAIN**  
**EDITOR (PRE-K) - JENNIFER MCGHEE**  
**EDITOR - TIFFANY TRAINOR**  
**DESIGNER - ALLIE WAYNE**



# GOD IS ETERNAL

## MONTHLY PREPARATION GUIDE

### YEAR 3, UNIT 09 - PRE-K

In this unit, we are learning that **God is eternal**. Through the life of Samuel, we see God as our eternal priest, prophet, judge and king. During Samuel's leadership, the Israelites experienced great victories over their enemies, and Samuel never tried to take credit for the good things that happened. He knew it was God who was working. Samuel was just a man who listened and obeyed God. Because of that, God blessed him and all of Israel. Most importantly, God used Samuel to reveal to us that **God is eternal**. God has no beginning or end. He has always existed, and He always will exist.

#### WEEK 1

**LESSON MATERIALS:** | Puzzle Piece | *Samuel's Robe* Activity Page (1 per child) | Crayons or Markers | Assorted Craft Supplies | Glue |

#### WEEK 2

**LESSON MATERIALS:** | Puzzle Piece | Blindfold | Small Object (Eraser, Rubber Bone, etc.) | *Samuel Hears God's Voice* Activity Page (1 per child) | *Samuel Figure* Activity Page (1 figure per child) | Glue | Craft Sticks | Crayons or Markers | Fabric Rectangles | Stapler | Star Stickers | Scissors |

#### WEEK 3

**LESSON MATERIALS:** | Puzzle Piece | *Judge Images* Activity Pages (1 set per class) | *I Listen to God* Activity Page (1 per child) | Cardstock | Crayons | Scissors | Stapler | Stickers (optionals) | *Memory Verse Signs* Activity Pages (optional, 1 set per class) |

#### WEEK 4

**LESSON MATERIALS:** | Puzzle Piece | Deck of Cards (1 per class) | Timer | Door Hanger Activity Page (1 per child) | Crayons | Glue | Cardstock | Scissors |

# SAMUEL POINTS TO OUR ETERNAL PRIEST

## BIBLE PASSAGE

1 Samuel 2:18-26 (ICB)

## BIG IDEA

God is Eternal

## FOCUS VERSE

“Your kingdom will continue forever. And you will be King from now on. The Lord will keep his promises. With love he takes care of all he has made.” Psalm 145:13 (ICB)

## LESSON MATERIALS

| Puzzle Piece | *Samuel’s Robe* Activity Page | Crayons or Markers | Assorted Craft Supplies | Glue |

## GREET — 15 MINUTES

Connection questions to ask as the children arrive:

- What do you want to be when you grow up?
- Do you wish you could be a grown-up now? Why or why not?

## WORSHIP — 10 MINUTES

Say, “Psalm 150:6 declares, ‘Let everything that has breath praise the Lord!’ We can breathe [breath in and out with the children], so let’s join all creation and worship our eternal King!”

We recommend “Jesus Forever” by Austin Stone Worship as a theme song to play throughout this unit.

## PRAY — 5 MINUTES

Ask the Holy Spirit to give the children eyes to see and ears to hear the message that **God is eternal**. Understanding that God is our ultimate and loving authority, who has always been and will always be, is foundational to their spiritual life.

**Sample Prayer:** “God, thank You for being our good and eternal Father. Teach us what You want us to know about You today. We love You. In Jesus’ name. Amen.”

## REVIEW — 5 MINUTES

**MATERIALS:** | Puzzle Piece |

**BACKGROUND:** Say, “We learned about a man named Joseph last month. What do you remember about him? [Allow for responses.] Great job! You remembered a lot! Joseph went from being the favorite son of his father [Do you remember the special, colorful coat his father gave him?] to being sold as a slave by his brothers, and then later, he was put in prison. Finally, he became a powerful leader in Egypt and helped save his people from starving when food ran out. Why was he such a good leader? [Allow for responses.] He was an incredible leader because He loved and obeyed God.

“Today, we’re going to talk about another leader in the Bible. His name is Samuel, and He also loved God. When the people stopped following the Lord, Samuel got their attention and helped them follow God again. There’s a lot more to his story, and I can’t wait to share it with you. First, though, who would like to put up our new puzzle piece?”

**TRANSITION:** Say, “God used good men like Samuel to get His people ready to know Jesus. I’ll explain what I mean soon, but let’s start with a game!”

## ENGAGE — 15 MINUTES

**MATERIALS:** | None |

Say, “For today’s game, we will play *Animal Charades*. Start thinking of your favorite animal, but don’t tell anybody what it is yet; keep it a secret until it’s time for you to help us guess it!”

**GAME GOAL:** To silently act out your favorite animal so the other children correctly guess its identity

### HOW TO PLAY:

1. Ask the children to think of their favorite animal.
2. Have them take turns silently acting out their favorite animal while the children try to guess what it is.
3. Each time an animal is correctly guessed, give the child an opportunity to share why they like that animal.

**TRANSITION:** Ask, “You did a great job with our game! Even though you acted like those animals, you were still kids, right? No one turned into their animal, did they? I hope not! In today’s lesson, we will read about how Samuel helped God’s people by doing what Jesus would do. However, Samuel was only a man, and Jesus is a man who is also God! They are not the same, are they? Let’s see if we can learn how Samuel and Jesus are alike and different.”

## LEARN — 10 MINUTES

Say, “Today’s lesson begins when Samuel was a boy. He was probably just a little older than you and lived at the Tabernacle with a priest named Eli. What do you think priests did back then? [Allow for responses.] Priests were kind of like our pastors. What do you think our pastor does? [Allow for answers.] One thing priests and pastors do is preach. They help us understand God’s Word. The Old Testament priests also

led the people in worship. They also did something our pastors do not do. Priests like Eli made sacrifices to God for the people. Before Jesus came to Earth, people could not just pray and ask God to forgive them for their sins. Instead, they had to go to their priest, who would pray for them. That's different, isn't it?

"It may seem strange that Samuel lived with a priest instead of his family, but God had a special job for Samuel to do. It all started before Samuel was born when his mother, Hannah, prayed, begging God to give her a baby. She promised that if God answered her prayer, she would return her son to the Lord. Well, several months later, a miracle happened! Hannah, who had never been able to have a baby, had a son and named him Samuel. After he got a little older, Hannah did what she had promised. She gave him to the Lord by sending him to live with Eli, the priest. Samuel's parents loved him very much, so Hannah and Samuel's father, Elkanah, would visit him. Now, let's read from God's Word." Read 1 Samuel 2:19-21, 26 (ICB).

**<sup>19</sup> Every year Samuel's mother would make a little coat for him. She would take it to him when she went to Shiloh. She went there with her husband for the sacrifice. <sup>20</sup>...Then Elkanah and Hannah would go home. <sup>21</sup> The Lord was kind to Hannah. She became the mother of three sons and two daughters. And the boy Samuel grew up serving the Lord...**

**<sup>26</sup> The boy Samuel kept growing. He pleased God and the people.**

Say, "Did you hear that the Bible says Samuel 'grew up serving the Lord.' What do you think that means? [Pause for responses.] That's right, Samuel was close to God. He served the Lord, loved Him, and talked with Him [or prayed].

"Samuel was just a boy when he started following God. Let's reread verse 26: 'The boy Samuel kept growing. He pleased God and the people.' Do you know what? This sounds a lot like how Jesus was described as a little boy. Here's what the Bible says about Him: 'People liked him, and he pleased God' [Luke 2:52, ICB]. Samuel pointed to Jesus by loving and pleasing God.

"God was preparing Samuel to be a priest. That's why he was living with Eli. One day, Samuel would be the one that people would come to see when they wanted God to forgive them for the bad things they had done. This was another way Samuel pointed to Jesus. Samuel *made* the sacrifices for God's people, Jesus *was* the sacrifice for His people. Jesus changed everything. He was the GREATEST priest. When Jesus died on the Cross, He made it so that we can go straight to Him to be forgiven. We don't have to travel to a priest like Samuel and ask him to pray for us. Instead, we can go straight to God with our prayers.

"Samuel was a good priest, but Jesus is the best priest. He is our eternal priest. [Take a moment to discuss the word "eternal." God is eternal because He has no beginning or end. He has always existed, and He always will exist.] Jesus is perfect. He gives us everything we need. Samuel eventually died, but when Jesus died, He came back to life and now lives forever. Jesus is our eternal [forever] Priest."

# JOINING TO JESUS

Jesus is our perfect, eternal priest who saves completely and lives forever. We will never need another priest because of Christ's work on the Cross and His resurrection.

**TRANSITION:** Say, "Samuel's priesthood points us to Jesus, and we can have confidence in Jesus because He is our eternal priest."

## DISCUSS — 10 MINUTES

Let's review the story we just heard.

### 1. What did you learn about Samuel today?

Response: Answers will vary. Let the children tell you as much as they can about Samuel.

### 2. Where did Samuel live?

Response: Samuel lived at the Tabernacle with Eli, the priest.

### 3. What did Old Testament priests do?

Response: They taught the people, led them in worship, and made sacrifices for the people.

### 4. How was Samuel like Jesus?

Response: Answers will vary.

### 5. Why is Jesus a better priest than Samuel?

Response: Answers will vary and should include responses about Jesus being our final and eternal priest.

### 6. What did you learn about God today?

Response: **God is eternal.** Jesus is God. Jesus is our eternal priest. Jesus gives us everything we need, etc.

**TRANSITION:** Say, "Thank you for sharing your thoughts! It's important to know that God uses people like Samuel to point us to Jesus. Let's do an activity to remind us of Samuel's childhood."

## RESPOND — 15 MINUTES

**MATERIALS:** | *Samuel's Robe* Activity Page (1 per child) | Crayons or Markers | Assorted Craft Supplies | Glue |

Say, "Hannah loved Samuel very much. After he went to live with Eli, she would visit him, and each year she brought him a new, special robe. When he grew up, Samuel became the most important priest in the nation of Israel, and then he wore a different kind of robe – a priestly robe. Today we will make a robe for Samuel to wear. I can't wait to see what yours looks like."



USE TODAY'S CRAFT TO CLEAN OUT YOUR CRAFT SUPPLIES. BRING OUT ALL YOUR LEFTOVERS: STICKERS, POM-POMS, RIBBONS, YARN, ETC. THE KIDS WILL LOVE THE OPPORTUNITY TO BE CREATIVE. JUST MAKE SURE YOU HAVE THE CORRECT TYPE OF GLUE FOR EVERYTHING!

**INSTRUCTIONS:**

1. Give each child a *Samuel's Robe* Activity Page.
2. Encourage kids to use their imagination and have fun decorating their robes.

**TRANSITION:** Say, "Your robes look fantastic! I love how creative you were with this activity! Let's put those aside so we can practice the motions and words to our brand new memory verse!"

**MEMORIZE — 5 MINUTES**

Say, "This month's memory verse comes from Psalm 145:13. We can have joy knowing that Christ's kingdom will last forever, and if we have put our trust in Jesus, His Kingdom is our eternal home. Now, I will show you the motions to our verse, and then we will do it together."

**Your kingdom** [point to the sky with both pointer fingers] **will continue forever** [point to your left wrist, like pointing to a watch].  
**And you will be king** [bring hands together on your head like a crown] **from now on** [start with both hands near your chest and extend outward and away]. **The Lord** [point to the sky with both pointer fingers in] **will keep his promises** [bring right pointer finger to your mouth and extend out]. **With love** [hug yourself] **he takes care of all he has made** [open your arms wide].  
**Psalm 145:13 (ICB)** (hold hands out like a book)

**REFLECT — 5 MINUTES**

Say, "Samuel was a good priest who served the Lord all the days of his life. Samuel's story points us to Jesus. They both loved God and others and served as priests. The difference is that Samuel's priesthood ended, but Jesus' never did. He is our eternal God."

**SAMPLE PRAYER:** "God, thank You for people like Samuel who help us love Your Son. Jesus, You are our eternal priest, giving us everything we need. We love You. Amen."

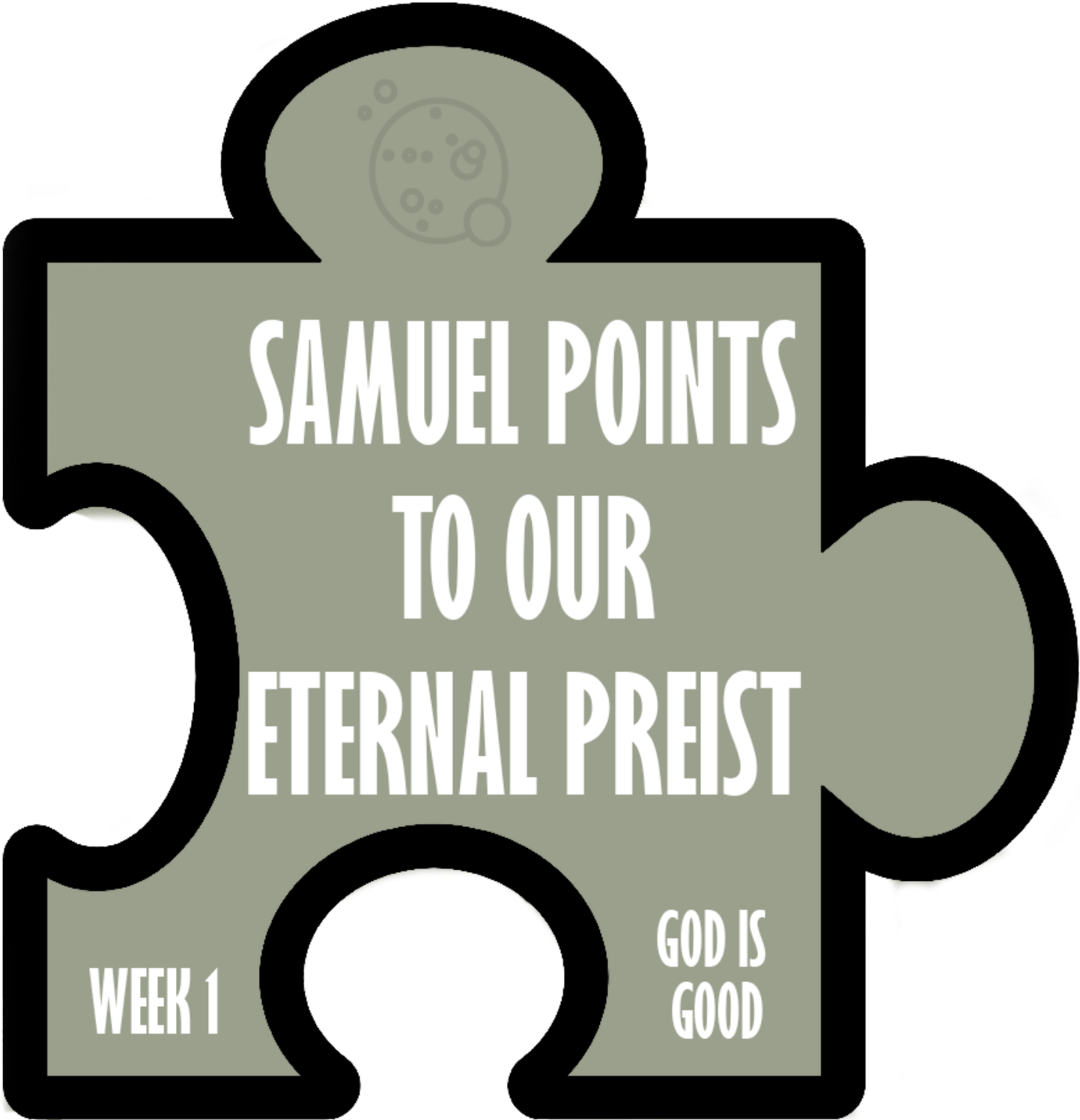


ASK THE CHILDREN TO NAME ONE OR TWO PEOPLE WHO HELP THEM LOVE JESUS. THANK GOD FOR THOSE INDIVIDUALS.

**RELEASE — 5 MINUTES**

If there is extra time, allow kids to share their *Samuel's Robe* Activity Page with the class. When parents arrive, hand them a copy of the monthly Parent Guide (downloadable).





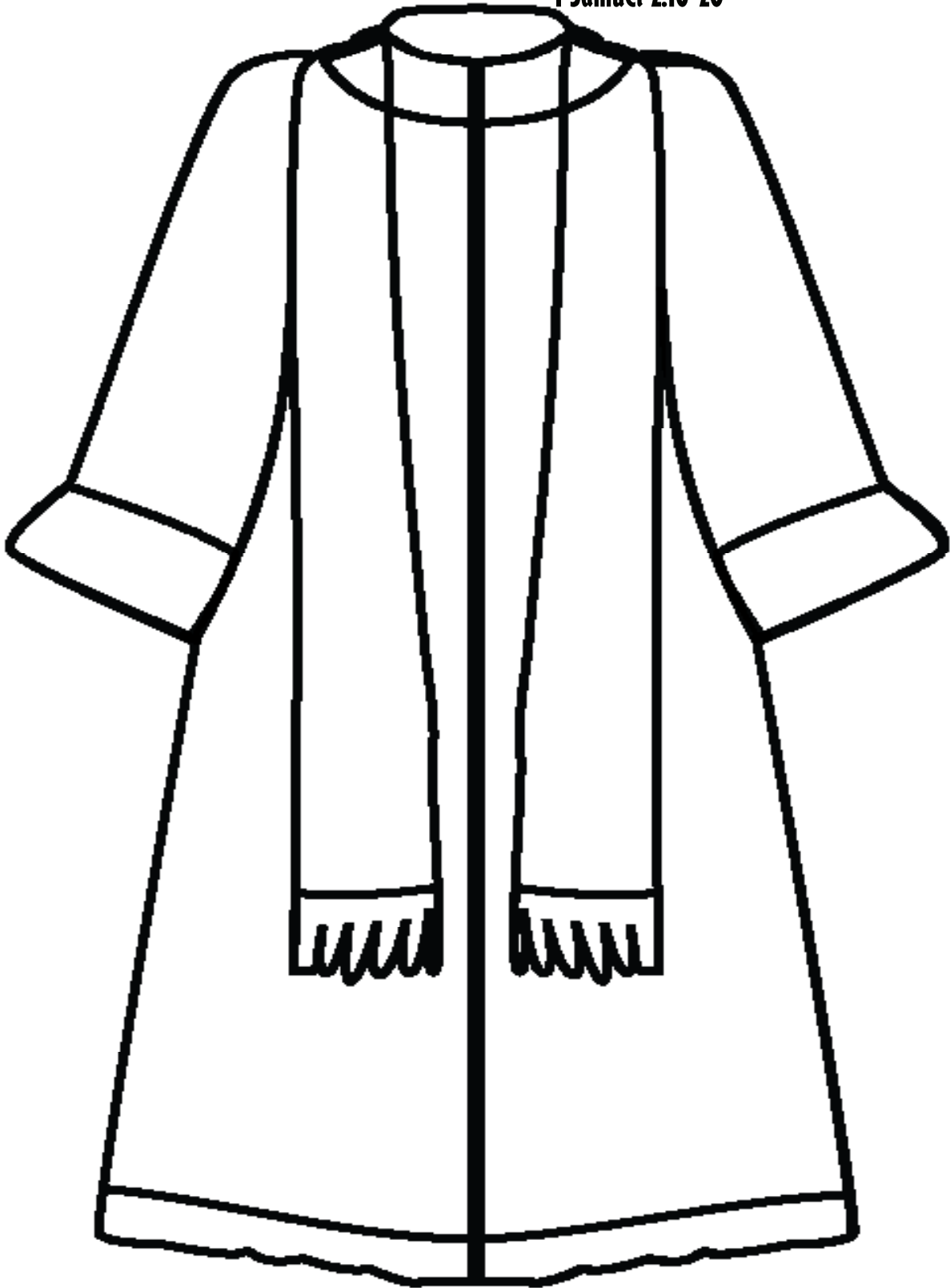
**SAMUEL POINTS  
TO OUR  
ETERNAL PREIST**

**WEEK 1**

**GOD IS  
GOOD**

# SAMUEL'S ROBE

1 Samuel 2:18-26



# SAMUEL POINTS TO OUR ETERNAL PROPHET

## BIBLE PASSAGE

1 Samuel 3:1-10, 19-21 (ICB)

## BIG IDEA

God is Eternal

## FOCUS VERSE

“Your kingdom will continue forever. And you will be King from now on. The Lord will keep his promises. With love he takes care of all he has made.” Psalm 145:13 (ICB)

## LESSON MATERIALS

| Puzzle Piece | Blindfold | Small Object (Eraser, Rubber Bone, etc.) | *Samuel Hears God’s Voice* Activity Page | *Samuel Figure* Activity Page | Glue | Craft Sticks | Crayons or Markers | Fabric Rectangles | Stapler | Star Stickers | Scissors |

## GREET — 15 MINUTES

Connection questions to ask as the children arrive:

- Do you like loud music or soft music?
- What are your favorite sounds?

## WORSHIP — 10 MINUTES

Say, “Psalm 100:2 [NLT] says, ‘Worship the LORD with gladness.’ Why do you think we worship with gladness? [Allow for responses.] Yes! We worship God with gladness because we love Him. After all, He is incredible! Let’s worship the Lord with big smiles as we think about how much God loves us!”

We recommend “Jesus Forever” by Austin Stone Worship as a unit theme song. Additionally, “Praise the King Eternal” by LifePoint Kids is a fantastic choice for this lesson.

## PRAY — 5 MINUTES

Pray that the Holy Spirit would give the children the eyes to see and ears to hear the message that **God is eternal**. Ask the children to share what they are thankful for, and then include them in your prayer time.

**SAMPLE PRAYER:** *“God, this is the day that You have made, and so we rejoice and choose to be glad in it. Today we are thankful for... (include some of the things the children mentioned). You are so good! Please teach us to love You more and more. In Jesus’ name. Amen.”*

## REVIEW — 5 MINUTES

**MATERIALS:** | Puzzle Piece |

**BACKGROUND:** Say, “Last week, we learned that God answered Hannah’s prayer and gave her a son named Samuel. He became a good priest who points us to our eternal priest, Jesus. Wait, can someone remind us what ‘eternal’ means? [Allow for responses. Share that God is eternal because He has no beginning or end. He has always existed, and He always will exist.] In today’s lesson, we will learn another way Samuel points us to Christ, but first, who would like to post our puzzle piece?”

**TRANSITION:** “Before we get into God’s Word, let’s play a game!”

## ENGAGE — 10 MINUTES

**MATERIALS:** | Blindfold | Small Object (Eraser, Rubber Bone, etc.) |

Say, “In our story, we will see that Samuel had to listen closely to discover who was talking to him. So, we’re going to play a listening game to get things started. Have you ever played *Doggie, Doggie Where’s Your Bone?* Great! Let’s give it a try!”

**GAME GOAL:** To guess which player has the “bone”

### HOW TO PLAY:

1. Have the children sit in a circle. Choose a volunteer who wants to be the “doggie.” The “doggie” will sit in the middle of the circle and put on the blindfold. The small object (representing the “bone”) should be placed near the blindfolded child.
2. Once everyone is ready, the teacher will point to one of the children, who will quietly retrieve the “bone” and hide it.
3. The kids will then chant twice:  
*“Doggie, Doggie, where’s your bone?  
 Somebody stole it from your home.  
 Guess who, me or you.”*
4. The child playing the “doggie” will ask, “Who has my bone?” The child who took the bone will respond, “I have your bone,” in a disguised voice.
5. Finally, the “doggie” will remove their blindfold and make up to three guesses.
6. If one of the guesses is correct, the “doggie” can go again. If incorrect, the child who took the “bone” becomes the “doggie.”
7. If possible, play until each child has had a turn to be the “doggie.”

**TRANSITION:** Say, “Great job, everyone! I enjoyed seeing you listen closely to try to guess who had taken your ‘bone.’ It’s not always easy to figure out whose voice we hear in this kind of game, but did you know

that God teaches us to recognize His voice? Isn't that amazing that we can learn to hear God's voice?"

## LEARN — 10 MINUTES

Say, "Samuel was a young boy when he went to live with Eli, the priest, and he was learning many things about how to serve God. One night, God was ready to teach Samuel to recognize His voice, so while Samuel was lying in bed, God called to him. Let's see what Samuel did." Read 1 Samuel 3:4-6.

**<sup>4</sup> Then the Lord called Samuel. Samuel answered, "I am here!" <sup>5</sup> He ran to Eli and said, "I am here. You called me." But Eli said, "I didn't call you. Go back to bed." So Samuel went back to bed. <sup>6</sup> The Lord called again, "Samuel!" Samuel again went to Eli and said, "I am here. You called me." Again Eli said, "I didn't call you. Go back to bed."**

Ask, "Did Samuel know it was God calling him? No, he thought it was Eli. Was the voice scary? Not at all! The voice sounded like his friend's voice. God loved Samuel, so He wouldn't have used a voice that would make him afraid. Let's see what happens next." Read 1 Samuel 3:8-10.

**<sup>8</sup> The Lord called Samuel for the third time. Samuel got up and went to Eli. He said, "I am here. You called me." Then Eli realized the Lord was calling the boy. <sup>9</sup> So he told Samuel, "Go to bed. If he calls you again, say, 'Speak, Lord. I am your servant, and I am listening.'" So Samuel went and lay down in bed. <sup>10</sup> The Lord came and stood there. He called as he had before. He said, "Samuel, Samuel!" Samuel said, "Speak, Lord. I am**

Say, "Samuel is confused the first time the Lord speaks to Him; he doesn't recognize God's voice. Initially, he thinks it is Eli calling him. Notice how respectfully Samuel speaks to his elder, Eli. He ran to him in the night and said, 'Here I am.' After Samuel comes to him three times, Eli finally understands what is happening. Eli explains that if Samuel hears the voice again, he should respond with, 'Speak, for your servant is listening.'

"Samuel returns to his bed, God calls him again, and Samuel responds. What do you think happened next? [Pause for responses.] Good answers. The Bible tells us that God told Samuel to listen, and this was just the beginning. When Samuel grew up, not only was he a priest, but he was also a prophet. Does anyone know what a prophet is? [Pause for answers.] That's right; a prophet hears a message from God and is supposed to share that message with others. If I kept reading the Bible, you would hear how Samuel bravely listened and shared God's words even from a young age. Let's read 1 Samuel 3:19-21 together."

**<sup>19</sup> The LORD was with Samuel as he grew up, and he let none of Samuel's words fall to the ground. <sup>20</sup> And all Israel from Dan to Beersheba recognized that Samuel was attested as a prophet of the LORD. <sup>21</sup> The LORD continued to appear at Shiloh, and there he revealed himself to Samuel through his word.**

Say, "The Bible says that God let "none of Samuel's words fall to the ground." What do you think that means? [Pause for answers.] That's right, everything he said would happen did happen because his words were from God. His whole country knew Samuel was God's prophet, and the Lord continued to talk to Samuel. Although Samuel was a great prophet who loved God, he wasn't perfect, and He only had the words God chose to share with him. But his life reminds us of the eternal, all-knowing Prophet. He points us to the better and the perfect prophet: Jesus."

# JOINING TO JESUS

Jesus not only prophesied future events, but He is the person, the Messiah, to whom all the Old Testament prophets were pointing. He is our all-knowing and perfect priest and prophet.

**TRANSITION:** Say, "Samuel shows us that you don't have to be an adult to hear God's voice. One reason we come to church is to learn from other how to hear and recognize God's voice [like Samuel learned from Eli]. So don't be afraid to ask questions about how to get to know God better. He wants you to know Him and hear Him. After all, Jesus is our eternal prophet!"

## DISCUSS — 10 MINUTES

Say, "Isn't it amazing that **Jesus is our eternal prophet**? Let's talk more about what we have learned."

### 1. Who did Samuel think was calling him in the night?

Response: Eli

### 2. Who was calling Samuel?

Response: God

### 3. Is God's voice scary?

Response: No, God's voice is loving and kind.

### 4. What is a prophet?

Response: Someone who hears God speak, usually about the future, and shares that message with others.

### 5. How is Jesus different from Samuel?

Response: Jesus is God. Jesus is the Messiah. Jesus is eternal.

### 6. What did you learn about God from today's lesson?

Response: **God is eternal.** Jesus is God. Jesus is the eternal prophet. God is all-knowing. God is true. God wants us to know Him and hear Him.

**TRANSITION:** Say, "Thank you for sharing your ideas with me! Knowing how to hear and respond to God's voice is important. Let's create something that will remind us to listen to God's voice."

## RESPOND — 15 MINUTES

**MATERIALS:** | *Samuel Hears God's Voice* Activity Page (1 per child) | *Samuel Figure* Activity Page (1 figure per child) | Glue | Craft Sticks | Crayons or Markers | Fabric Rectangles | Stapler | Star Stickers | Scissors |

Say, "In today's lesson, we talked about Samuel, the young prophet, learning to hear God's voice. I hope our craft will remind you that God wants you to hear His voice too."

## INSTRUCTIONS:

1. Provide each child with a *Samuel Hears God's Voice* Activity Page and a *Samuel Figure*. Have everyone

color both the Activity Page and the figure.

2. Next, help the children cut out the *Samuel Figure* and glue a craft stick to the back of the *Samuel Figure*.
3. Next, help the children staple the fabric rectangle to the bottom of the bed (on the activity page) to make it look like a blanket.
4. Decorate the "sky" with sticker stars (or have the children draw their stars).
5. Lastly, show the kids how to place their *Samuel Figures* in the bed covered by the blanket. (The craft stick will extend from the bottom of the bed.) Show the children how to "wake up" Samuel by pulling him out of bed when he hears God calling him.

**TRANSITION:** Say, "Great job! Who remembers how Samuel responded to God's voice once he knew who was speaking to him? Right! He said, 'Speak, for your servant is listening.' Samuel loved God and responded humbly, ready to do whatever God asked. Jesus calls us to follow Him that way too. And we can do it knowing God loves us more than we can imagine."

## MEMORIZE — 5 MINUTES

Say, "This month, our memory verse comes from Psalm 145:13. It tells us that Jesus' Kingdom will last forever! Isn't that incredible? I will read the verse and show you the motions, and then let's practice it together."

**Your kingdom** [point to the sky with both pointer fingers] **will continue forever** [point to your left wrist, like pointing to a watch].  
**And you will be king** [bring hands together on your head like a crown] **from now on** [start with both hands near your chest and extend outward and away]. **The Lord** [point to the sky with both pointer fingers in] **will keep his promises** [bring right pointer finger to your mouth and extend out]. **With love** [hug yourself] **he takes care of all he has made** [open your arms wide].  
**Psalm 145:13 (ICB)** (hold hands out like a book)

**CHALLENGE:** Have the girls say the verse together and then have the boys do the same.

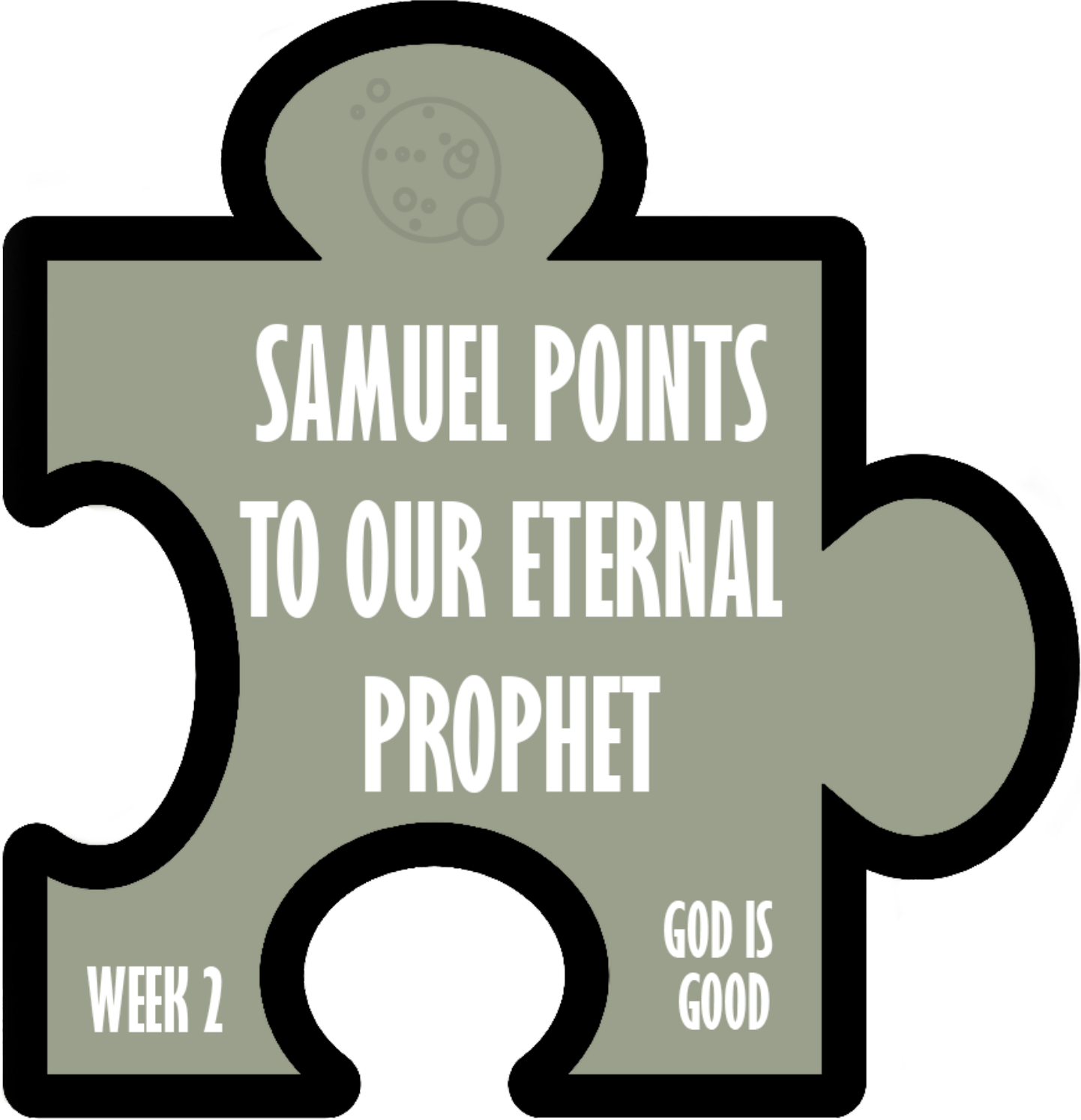
## REFLECT — 5 MINUTES

Say, "Even as a young boy, Samuel heard God's voice. At first, he didn't realize it was God speaking, but he listened and obeyed once he understood. God made Samuel a prophet to his people, and his words still help us see **Jesus, our eternal prophet**. Let's pray together and thank Him for sending His Son.

**SAMPLE PRAYER:** "Father, thank You for sending us Jesus, our eternal prophet, and for making a way for us to become part of Your family. Holy Spirit, please help us learn to hear Your voice and give us hearts to obey You. In the name of Jesus, we pray, Amen."

## RELEASE —

If there is extra time, replay the ENGAGE game or sing your favorite worship songs.




**SAMUEL POINTS  
TO OUR ETERNAL  
PROPHET**







**WEEK 2**

**GOD IS  
GOOD**



# SAMUEL HEARS GOD'S VOICE





# SAMUEL POINTS TO OUR ETERNAL JUDGE

## BIBLE PASSAGE

1 Samuel 7:1-13 (ICB)

## BIG IDEA

God is Eternal

## FOCUS VERSE

“Your kingdom will continue forever. And you will be King from now on. The Lord will keep his promises. With love he takes care of all he has made.” Psalm 145:13 (ICB)

## LESSON MATERIALS

| Puzzle Piece | *Judge Images Activity Pages* | *I Listen to God Activity Page* | Cardstock | Crayons | Scissors | Stapler | Stickers (optional) | *Memory Verse Signs Activity Pages* (optional) |

## GREET — 15 MINUTES

Connection questions to ask as the children arrive:

- Do you ever wish you could be in charge like adults? Why or why not?
- What would you change if you were in charge?

## WORSHIP — 10 MINUTES

Say, “Psalm 95:6-7 invites us to worship God, our Good Shepherd: ‘Come, let us bow down in worship, let us kneel before the Lord our Maker; for he is our God and we are the people of his pasture, the flock under his care.’ Doesn’t it feel good to know that God loves us and cares about everything we need? Let’s worship God and thank Him for all the ways He cares for us!”

We recommend “Jesus Forever” by Austin Stone Worship as a theme song to play throughout this unit. Additionally, “Praise the King Eternal” by LifePoint Kids and “I Thank God” by Pursuit Kids are great fits for today’s lesson.

## PRAY — 5 MINUTES

Pray that the Holy Spirit will give the children eyes to see and ears to hear the message that **God is eternal.**

**SAMPLE PRAYER:** “God, thank You for loving us and bringing us together. Please help us to be good listeners. We want to know You. Amen.”

## REVIEW — 5 MINUTES

**MATERIALS:** | Puzzle Piece |

**BACKGROUND:** Say, “During the past two lessons, we talked about how Samuel was a priest and a prophet. Who can tell me what a priest does? [Allow for responses.] What about a prophet? [Allow for responses.]

“Last week, we learned about the first time Samuel heard God’s voice. Once he knew it was God, he said, ‘Speak, for your servant is listening.’ Samuel heard God and bravely shared what God said. He loved and obeyed God. Because of that, God used Samuel to lead his people. Today we will talk about the important things Samuel did as a judge of Israel, but first, let’s post our puzzle piece. Who would like to do that today?”

**TRANSITION:** “Before we dive into God’s Word, we are going to have a little competition! Who’s ready?”

## ENGAGE — 10 MINUTES

Say, “In today’s lesson, Samuel obeys God, even when no one else does, so we’re going to play a game called, *Does it please the Lord?* Let’s line up and get ready!”

**GAME GOAL:** To be the first one to cross the finish line

### HOW TO PLAY:

1. Direct the children to line up along one wall.
2. Explain that this game is like “Mother, May I?” but instead of saying “Mother, May I?” they should say, “Does it please the Lord?”
3. Designate a finish line on the opposite side of the room.
4. You will call the children by name, one by one, and give them a chance to move toward the finish line.
5. The children must say, “Does it please the Lord?” to move. If they do, you respond with “Yes, it does.” At that point, they may take the steps described.
6. If they forget to say, “Does it please the Lord?” they lose their turn. If a child takes the wrong step, cheats, or falls during a jump, they must return to the beginning.
7. Your goal, as the teacher, is to have the children progress as evenly as possible by offering the following steps:
  - Baby Step: one foot directly in front of and touching the other
  - Giant Step: leg stretched out as far as possible
  - Bunny Hop: Short Hop
  - Kangaroo Hop: Long Hop
  - Kid Step: Normal Step
8. The child who makes it to the finish line first wins.

**CHALLENGE:** After the children get accustomed to the types of steps, you can combine steps. Here's an example:

Teacher: "Sadie, you may take 1 Giant Step and 2 Bunny Hops."

Sadie: "Does it please the Lord?"

Teacher: "Yes, it does."

Sadie takes the steps, and then you move on to the next child.

**TRANSITION:** Congratulate the winners. Say, "Samuel loved God and showed his love by obeying. Let's read together from God's Word."

## LEARN — 15 MINUTES

**MATERIALS:** | *Judge Images Activity Pages* (1 set per class) |

Show the children the picture of the modern-day judge. Say, "Does anyone know who this person is? [Pause for response.] That's right; he is a judge. What does a judge do? [Pause for responses.] Great! The judges we know about sit behind a big desk. They listen to people talk and argue. Then they decide who they think is right. Well, back in the Bible days, judges did different things. They were usually the ones who led soldiers into battles. The Lord chose these men and women to protect His people and help them obey God." Show the children the picture of the Old Testament judge.

Say, "We have learned that Samuel was a priest and a prophet, but he was also a judge and led God's people. Let's see what the Bible says about him in our story today." Read 1 Samuel 7:3-4 (ICB).

**<sup>3</sup> Samuel spoke to the whole group of Israel. He said, "If you're turning back to the Lord with all your hearts, you must remove your foreign gods. You must remove your idols of Ashtoreth. You must give yourselves fully to the Lord and serve only him. Then he will save you from the Philistines."** **<sup>4</sup> So the Israelites put away their idols of Baal and Ashtoreth. And they served only the Lord.**

Say, "The first thing we see here is that Samuel is in charge. He is the leader telling the people that God is the only one they should serve. Samuel commanded the people to remove their idols, and they listened! Samuel was a good leader!

"Did you hear the part I read about the Philistines? Uh oh! The Philistines were terrible enemies of God's people and wanted to hurt the Israelites. But Samuel said if they stopped serving the idols [fake gods], the Lord would save them from the Philistines. I hope that's what happens! Let's keep reading." Read 1 Samuel 7:7-9.

**<sup>7</sup> The Philistines heard the Israelites were meeting at Mizpah. So the Philistine kings came up to attack them. When the Israelites heard they were coming, they were afraid.**

**<sup>8</sup> They said to Samuel, "Don't stop praying to the Lord our God for us! Ask the Lord to save us from the Philistines!" <sup>9</sup> Then Samuel took a baby lamb. He offered the lamb to the Lord as a whole burnt offering. He called to the Lord for Israel's sake. And the Lord answered him.**

Say, "The people were terrified when they heard that the evil Philistines were nearby, so they asked Samuel to pray for them. Samuel did pray. Do you think God answered Samuel's prayer? Yes! He did! The Bible says that God sent loud thunder that scared the Philistine army so much that they weren't paying attention, and God's people, the Israelites, could attack them and win the battle! Samuel knew God saved them, so he made an altar of stones to worship the Lord. Then, he told the people, 'Thus far the Lord has helped us.'

"Samuel was a judge who loved God and his people. He trusted the Lord, so God helped them win this great fight against the Philistines. Samuel wasn't just a great leader on this day, he was a good leader for most of his life, but he didn't live forever. He was a good man, but he was just a man. However, God sent another man to us, and this man saves us, but in the most important way. When He died, He came back to life. Do you know who that man is? [Wait for responses.] Yes, it is Jesus!

## JOINING TO JESUS

The Bible says in 2 Timothy 4:8, "Now there is in store for me the crown of righteousness, which the Lord, the righteous Judge, will award to me on that day—and not only to me, but also to all who have longed for his appearing." Jesus isn't the kind of judge who waits on us to do something wrong so he can punish us. He is a righteous judge who wants us to know His love and goodness so we can live with Him forever. Jesus is the eternal Judge because He is God, and God is eternal.

**TRANSITION:** Say, "Samuel points us to Jesus, our eternal Judge who will rule and reign forever. Who can remind us of what eternal means? [God is eternal because he has no beginning or end. He has always existed, and He always will exist.] Great job! I can tell you've been listening."

### DISCUSS — 10 MINUTES

Say, "Isn't it amazing to know that **Jesus is our eternal Judge?** It's amazing because we know He loves us. Let's talk more about what we have learned."

#### 1. How were the judges in the Old Testament different from our judges?

Response: In the Old Testament, the Lord chose men and women as judges to protect his people and help them obey God.

#### 2. Do you think Samuel was a good judge?

Response: Answers will vary, but note that although Samuel wasn't perfect, he was a good judge who loved God and his people.

#### 3. Who was fighting against the Israelites in the story?

Response: The Philistines.

#### 4. What are some of the good things Samuel did?

Response: Answers will vary. However, point out that he prayed for his people, led them into battle, gave God the glory when they won, built an altar and worshiped God, etc.

#### 5. Why was Jesus a better judge than Samuel?

Response: Jesus is God. Jesus never makes mistakes. Jesus is all-powerful. Jesus is perfect, etc.

**6. What have you learned about God in today's lesson?**

Response: **God is eternal.** Jesus is God. Jesus is the eternal judge. Jesus protects us. Jesus loves us, etc.

**TRANSITION:** Say, "Thank you for a great discussion! I'm so glad God sent His Son, Jesus, to be our eternal judge."

**RESPOND — 15 MINUTES**

**MATERIALS:** | *I Listen to God* Activity Page (1 per child) | Cardstock | Crayons | Scissors | Stapler | Stickers (optional) |

Say, "Because Samuel loved God, he obeyed Him. We can show God we love Him by obeying Him too. Are you ready to make a craft that will help us remember to obey God? Let's do it!"

**INSTRUCTIONS:**

1. Before class, print the activity page on cardstock.
2. Give each child an *I Listen to God* Activity Page.
3. Stack the activity sheet on top of a blank sheet of cardstock.
4. Help the children cut around the finger, leaving a small border. (You may want to do this step before class.)
5. Have the children color the finger. If you are providing stickers, use those to decorate the craft further.
6. Staple around the edges, leaving an opening at the bottom.

**TRANSITION:** Have the children put their crafts on their hands. Say, "We listen to God because He made us and loves us! Now, let's say, "I listen to God!" together. When I say "God," raise your arm and use your craft finger to point to the sky." Repeat the phrase "I listen to God" several times.

**MEMORIZE — 5 MINUTES**

**MATERIALS:** | *Memory Verse Signs* Activity Pages (optional, 1 set per class) |

Say, "This month, our memory verse comes from Psalm 145:13. We can have joy knowing that God is eternal and His Kingdom will last forever. I will read the verse and show you the motions, and then we will do it together."

**Your kingdom** [point to the sky with both pointer fingers] **will continue forever** [point to your left wrist, like pointing to a watch].  
**And you will be king** [bring hands together on your head like a crown] **from now on** [start with both hands near your chest and extend outward and away]. **The Lord** [point to the sky with both pointer fingers in] **will keep his promises** [bring right pointer finger to your mouth and extend out]. **With love** [hug yourself] **he takes care of all he has made** [open your arms wide].  
**Psalm 145:13 (ICB)** (hold hands out like a book)

**OPTIONAL ACTIVITY:** Print the *Memory Verse Signs* Activity Pages. Give them to five children. Say the memory verse and have the children raise their signs when you say the word that matches the sign. Repeat the activity until all the children have had an opportunity to participate.

## REFLECT — 5 MINUTES

Say, "Samuel was a good judge. He led His people, protected them from their enemies, and helped them know how to follow God. Samuel also understood that everything good came from God, and He thanked the Lord for caring for His people. Let's spend a few minutes thanking God for all the ways He takes care of us."

**SAMPLE PRAYER:** "God, thank You for taking such good care of us and giving us so many good gifts. [Give the children an opportunity to name things they are grateful for.] Please help us love You and everyone we meet. Amen."




PRAY A BLESSING OVER YOUR CHILDREN USING NUMBERS 6:24-26. HAVE THE KIDS STRETCH OUT THEIR HANDS AND HOLD THEM OPEN BEFORE THE LORD. THEN, PRAY: "THE LORD BLESS YOU AND KEEP YOU; THE LORD MAKE HIS FACE SHINE ON YOU AND BE GRACIOUS TO YOU; THE LORD TURN HIS FACE TOWARD YOU AND GIVE YOU PEACE." CONSIDER MAKING THIS A REGULAR ENDING TO YOUR TIME TOGETHER.

## RELEASE —

If there is extra time, the children can color the *Memory Verse Signs* Activity Pages or replay the ENGAGE game.

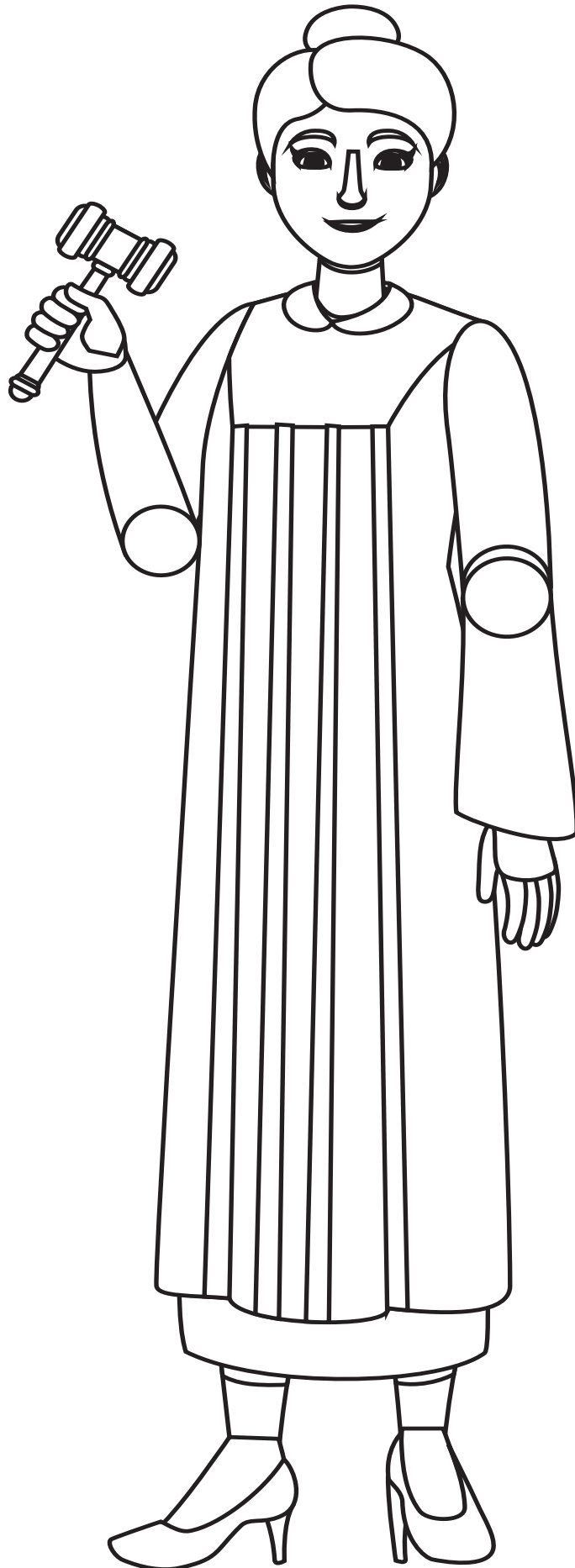




**SAMUEL POINTS  
TO OUR  
ETERNAL JUDGE**


**WEEK 3**

**GOD IS  
GOOD**











**KINGDOM**




**KING**

**2**)



**THE LORD**

3



**LOVE**

**4**





# PSALM 145:13



# SAMUEL POINTS TO OUR ETERNAL KING

## BIBLE PASSAGE

1 Samuel 16:1-13 (ICB)

## BIG IDEA

God is Eternal

## FOCUS VERSE

“Your kingdom will continue forever. And you will be King from now on. The Lord will keep his promises. With love he takes care of all he has made.” Psalm 145:13 (ICB)

## LESSON MATERIALS

| Puzzle Piece | Deck of Cards | Timer | Door Hanger Activity Page | Crayons | Glue | Cardstock | Scissors |

## GREET — 15 MINUTES

Connection questions to ask as the children arrive:

- Can you think of a story (or movie) about a queen or king? Tell me about it.
- If you could be a king or queen for one day, what would you do?

## WORSHIP — 10 MINUTES

Say, “Revelation 4:11 says, ‘You are worthy, our Lord and God, to receive glory and honor and power, for you created all things, and by your will they were created and have their being.’ The God we serve is King forever. Let’s sing to Him today!”

We recommend “Jesus Forever” by Austin Stone Worship as a theme song to play throughout this unit. Additionally, “Praise the King Eternal” by LifePoint Kids and “King of Glory” by LifePoint Kids are great fits for today’s lesson.

## PRAY — 5 MINUTES

Pray that the Holy Spirit will help the children grow in understanding that **God is our eternal King** who loves them very much.

**Sample Prayer:** “God, You are the King of Kings, our eternal God, and no one is like You. Thank You for loving and finding us. Help us to be Your friends our whole lives. Amen.”

## REVIEW — 5 MINUTES

**MATERIALS:** | Puzzle Piece |

**BACKGROUND:** Say, “For the past few weeks, we have talked about Samuel and how he led God’s people. Because Samuel loved and obeyed God, the Israelites fought their enemies and won. However, Samuel never took credit for the good things that happened. He knew it was God who helped them. Today, we will learn how God used Samuel to find the first two kings of Israel and how his life points us to Jesus, the King of Kings! Before we do that, who wants to place our newest puzzle piece?”

**TRANSITION:** “In our lesson today, Samuel goes on a journey to find the second king of Israel. God doesn’t immediately show Samuel who the king will be, though. He must ‘look’ and ‘listen’ to God for the right one. So, it makes sense that today’s game is called *Search for the King!*”

## ENGAGE — 15 MINUTES

**MATERIALS:** | Deck of Cards (1 per class) | Timer |

Say, “In today’s story, God tells Samuel it’s time to find a new king. At first, Samuel doesn’t know who the new king will be, so he tries to find the person who ‘looks’ most like a king. In our game today, we are going to go on a search for ‘the king.’”



BEFORE CLASS, HIDE THE CARDS IN VARIOUS PLACES THROUGHOUT THE ROOM. BEFORE THE GAME BEGINS, SHOW THE CHILDREN WHAT A “KING” CARD LOOKS LIKE.

**GAME GOAL:** To find the king cards

### HOW TO PLAY:

1. Pair the children in teams.
2. Explain that when you say, “Go!” the teams will have three minutes to search for the hidden cards.
3. When the allotted time is up, you will count their cards. Each card is worth 1 point, except the king cards, which are worth 5 points.
4. After you help the children add up their points, announce the winner.



ADD AN ADDITIONAL DECK OF CARDS FOR EVERY TEN CHILDREN. YOU MAY ALSO WANT TO PURCHASE CARD DECKS SPECIALLY DESIGNED FOR CHILDREN.

**TRANSITION:** Say, “When you were looking for cards, did anyone think they had found a king until you looked closely and discovered it was something else? As we will see when we read today, Samuel had to listen very closely to God to keep from choosing the wrong king! Let’s read together.”

**LEARN — 15 MINUTES**

Say, "At the beginning of today's lesson Samuel is sad. Samuel had obeyed God and anointed a man named Saul as king of Israel."



PAUSE AND TEACH THE CHILDREN WHAT THE WORD "ANOINT" MEANS. EXPLAIN THAT IN BIBLE TIMES, GOD'S PEOPLE WERE SUPPOSED TO LET HIM CHOOSE THEIR KING. GOD OFTEN TOLD PROPHETS, LIKE SAMUEL, WHO HE WANTED TO BE THE NEXT KING, AND THEN THE PROPHET WOULD FIND THAT PERSON. THEN, THE PROPHET WOULD POUR OIL ON THE NEW KING TO SHOW THAT GOD WAS FILLING THAT MAN WITH HIS SPIRIT.

Say, "However, things weren't going well with the current king, Saul, because He disobeyed God and loved himself more than he loved God. So, God rejected Saul. This made Samuel sad, but God had a plan." Read 1 Samuel 16:1-3, 6-7 (ICB).

**<sup>1</sup> The Lord said to Samuel, "How long will you continue to feel sorry for Saul? I have rejected him as king of Israel. Fill your container with olive oil and go. I am sending you to Jesse who lives in Bethlehem. I have chosen one of his sons to be king." <sup>2</sup> But Samuel said, "If I go, Saul will hear the news. And he will try to kill me." The Lord said, "Take a young calf with you. Say, 'I have come to offer a sacrifice to the Lord.' <sup>3</sup> Invite Jesse to the sacrifice. Then I will show you what to do. You must appoint the one I show you."**

**<sup>6</sup> When they arrived, Samuel saw Eliab. Samuel thought, "Surely the Lord has appointed this person standing here before him." <sup>7</sup> But the Lord said to Samuel, "Don't look at how handsome Eliab is. Don't look at how tall he is. I have not chosen him. God does not see the same way people see. People look at the outside of a person, but the Lord looks at the heart."**

Ask, "Why did Samuel think Eliab might be the new king? [Allow for responses but make sure that Samuel was judging Jesse's son by his appearance, but God was looking at his heart.]" Continue by reading 1 Samuel 16:8-13.

**<sup>8</sup> Then Jesse called Abinadab and told him to pass by Samuel. But Samuel said, "The Lord has not chosen this man either." <sup>9</sup> Then Jesse had Shammah pass by. But Samuel said, "No, the Lord has not chosen this one." <sup>10</sup> Jesse had seven of his sons pass by Samuel. But Samuel said to him, "The Lord has not chosen any of these." <sup>11</sup> Then he asked Jesse, "Are these all the sons you have?" Jesse answered, "I still have the youngest son. He is out taking care of the sheep." Samuel said, "Send for him. We will not sit down to eat until he arrives." <sup>12</sup> So Jesse sent and had his youngest son brought in. He was a fine boy, tanned and handsome. The Lord said to Samuel, "Go! Appoint him. He is the one." <sup>13</sup> So Samuel took the container of olive oil. Then he poured oil on Jesse's youngest son to appoint him in front of his brothers. From that day on, the Lord's Spirit entered David with power. Samuel then went back to Ramah."**

Say, "I want you to imagine being Samuel. You are sad about Saul and now you hear God telling you to anoint someone else as a king. How do you think Samuel felt? [Pause for responses.] Those are great answers! He was sad about Saul and also worried he would kill him if Saul found out he had anointed

someone else as king. However, just as we have seen Samuel do in all our stories, not only does he hear God's voice, but he obeys even when it is hard.

"Samuel goes to Jesse's house. At first, Samuel finds the man, who 'looks' like a king, but God corrects Samuel and tells him, 'The Lord does not look at the same things as we do. People look at what they see with their eyes (how tall, strong, or handsome they are), but the Lord looks at the heart.'"

Say, "Finally, it seems that Jesse has run out of sons who could be the next king. But we learn from our Scripture passage that there was another child left. What was his name? [Pause for response.] That's right, David. He was Jesse's youngest son, a shepherd boy, and now God was calling him to be a king – a shepherd who leads his people.

"Samuel got the important honor of anointing David as king, and the Bible says, 'the Spirit of the Lord came powerfully upon David.' This was a sign that God would use David in a special way. Later, God's people would call David their greatest king of all time."

## JOINING TO JESUS

God used Samuel and David's lives to point us to Jesus. One day, Jesus is returning to make everything right. He will take away all our pain, tears, and suffering. Jesus is our eternal King!

**TRANSITION:** Say, "God used Samuel to anoint David as king of Israel, and David was an incredible king, but one day David would die, and he wouldn't be a king anymore. However, someone from his family [a great, great, great, great-grandson] would come later, and His Kingdom will never end. Who is that King? [Pause for response.] That's right, Jesus is the eternal King!"

### DISCUSS – 10 MINUTES

Say, "Isn't it amazing to know that Jesus is our eternal King? Let's talk more about what we have learned."

**1. Who was the first anointed king of Israel?**

Response: Saul.

**2. Where did Samuel go to find the new king?**

Response: Jesse's house

**3. Why did Samuel think one of Jesse's older sons would be the king?**

Response: Jesse's older sons looked (on the outside) more like kings. They were handsome, big, and strong.

**4. Who did God choose to be the king?**

Response: David

**5. Who is the King who will rule forever?**

Response: Jesus.

**6. What do we mean when we say God is eternal?**

Response: **God is eternal** because he has no beginning or end. He has always existed, and He always will exist.

## 7. What have you learned about God today?

Response: **God is eternal.** Jesus is God. Jesus is our eternal King. God was looking for a king who loved Him, etc.

**TRANSITION:** Say, "Thank you for a great discussion! I'm so glad our King will live forever. Our King is Jesus!"

## RESPOND — 15 MINUTES

**MATERIALS:** | *Door Hanger Activity Pages* (1 per child) | Crayons | Glue | Cardstock | Scissors |



BEFORE CLASS, PRINT THE DOOR HANGER ACTIVITY PAGE ON CARDSTOCK. FOR THIS AGE GROUP, IT WILL BE HELPFUL TO PRECUT THE DOOR HANGER, CROWN, AND BIBLE IMAGE. THE CHILDREN WILL FIND CUTTING OUT THE CIRCLE INSIDE THE DOOR HANGER ESPECIALLY CHALLENGING.

Say, "Today, we're going to make a door hanger you can take home to remind you that Jesus is our Eternal King."

## INSTRUCTIONS:

1. Pass out the precut images from the *Door Hanger Activity Pages*. If you did not precut the items, help the children cut out the door hanger, crown, and Bible images.
2. Color all three items.
3. Glue the Bible image on the bottom of the door hanger and the crown to the top of the door hanger.

**TRANSITION:** Ask, "What kind of king is Jesus? [Pause for responses.] Jesus is good, loving, kind, brave, etc. He is our eternal King who invites us to worship and enjoy Him forever. When we are with Him in Heaven, we will never be sad, worried, or afraid again. Our King loves you more than you could ever imagine."

## MEMORIZE — 5 MINUTES

Say, "This month, our memory verse comes from Psalm 145:13. We can be happy knowing that Jesus is our eternal King, and His Kingdom will last forever. I will read the verse and show you the motions, and then we will do it together."

**Your kingdom** [point to the sky with both pointer fingers] **will continue forever** [point to your left wrist, like pointing to a watch].  
**And you will be king** [bring hands together on your head like a crown] **from now on** [start with both hands near your chest and extend outward and away]. **The Lord** [point to the sky with both pointer fingers in] **will keep his promises** [bring right pointer finger to your mouth and extend out]. **With love** [hug yourself] **he takes care of all he has made** [open your arms wide].

**Psalm 145:13 (ICB)** (hold hands out like a book)

**CHALLENGE:** Practice the verse at different volumes. Explain that the children should shout the words when you point to the sky. When you point toward the ground, they should whisper; when you cross your arms, they should speak it normally. Mix up your hand motions so they don't know what will happen next.

### REFLECT — 5 MINUTES

Say, "Samuel loved God, so he listened and obeyed. Because Samuel was obedient, he got the special honor of anointing David as king, and it was from David's family that God sent His very own Son."

**SAMPLE PRAYER:** *"Jesus, You are our King of Kings, and we praise You. Even though we have learned about great leaders like Samuel and David, none of them are as awesome as You. We praise You, knowing that one day You will make everything right, and we will be in heaven with You forever. You are our eternal King!"*

### RELEASE — 5 MINUTES

If there is extra time, have the children share their door hanger designs with the class. Ask them to share why they think Jesus is the best king.



SHARING ABOUT THEIR CREATIVE WORK CAN BE AN EXCELLENT OPPORTUNITY TO HEAR HOW GOD IS SPEAKING TO THE CHILDREN IN YOUR CLASS.



**SAMUEL POINTS  
TO OUR  
ETERNAL KING**

**WEEK 4**

**GOD IS  
GOOD**



