

GOD IS EVERYWHERE



GOD IS EVERYWHERE

YEAR 3, UNIT 10

WRITER - SANDY BECK

MANAGING EDITOR - KRISTI CAIN

EDITOR (PRE-K) - JENNIFER MCGHEE

EDITOR - TIFFANY TRAINOR

DESIGNER - ALLIE WAYNE



GOD IS EVERYWHERE

MONTHLY PREPARATION GUIDE

YEAR 3, UNIT 10 - PRE-K

WEEK 1

LESSON MATERIALS: | Puzzle Piece | Blindfold | *Jesus Takes Care of Me* Activity Page (1 per child) | *Jesus Image* Activity Page (1 image per child) | Cardstock (1 per child) | Crayons | Scissors | Glue Sticks |

WEEK 2

LESSON MATERIALS: | Puzzle Piece | Teddy Bear (or other stuffed animal) | *God is Everywhere Poem* Activity Page | Smooth Stones, approximately 3 ½" x 2 ½" (1-2 per child) | Paint Pens (various colors) | Crayons or Markers |

WEEK 3

LESSON MATERIALS: | Puzzle Piece | Plastic Disposable Cups (3 per team) | Ping Pong Balls (1-2 per child) | Masking Tape | White Cardstock (1 per child) | White Wax Crayon (1 per child) | Watercolor Paints | Paint Brush (1 per child) | Cups of Water |

WEEK 4

LESSON MATERIALS: | Puzzle Piece | Large Foam Letters (1 set per team) | Buckets (1 per team) | *God is with David Wheel* Activity Page (1 set per child) | Cardstock | Markers, Crayons, or Colored Pencils | Brads (1 per child) | Scissors |

GOD PROTECTS DAVID

BIBLE PASSAGE

1 Samuel 19 (ICB)

BIG IDEA

God is Everywhere

FOCUS VERSE

“Where can I go to get away from your Spirit? Where can I run from you?...even there you would guide me. With your right hand you would hold me.”

Psalm 139:7&10 (ICB)

LESSON MATERIALS

| Puzzle Piece | Blindfold | *Jesus Takes Care of Me* Activity Page | *Jesus Image* Activity Page | Cardstock | Crayons | Scissors | Glue Sticks |

GREET — 15 MINUTES

Connection questions to ask as the children arrive:

- Do you like playing *Hide-And-Seek*? Why or why not?
- Where is your favorite place to play *Hide-and-Seek*?



MOST YOUNG CHILDREN WILL KNOW ABOUT *HIDE AND SEEK*, BUT SOME WHO GREW UP DURING THE PANDEMIC MISSED MANY OF THESE SOCIAL GAMES. IF THEY AREN'T FAMILIAR WITH IT, ASK ABOUT PLAYING *CHASE* INSTEAD.

WORSHIP — 10 MINUTES

Say, “God’s Word says, ‘This is the day that the Lord has made. Let us rejoice and be glad today!’ [Psalm 118:24] What does it mean to rejoice? [Allow for responses.] Great! When we rejoice, we show God we are happy and thankful for what He has done for us! Let’s worship our God; while we do, praise Him for creating us and this day!”

“Everywhere I Go” by Every Nation Church Malaysia Kids is a great theme song for this unit. You can find it on YouTube.

PRAY — 5 MINUTES

Gather for prayer, and remind the children that God is always with them, that He knows each of them by name, and that He will never leave them.

Sample Prayer: “Dear God, thank You for loving us and being with us wherever we go. Help us to listen closely to Your Word and learn more about You. In Jesus’ name. Amen”

REVIEW — 5 MINUTES

MATERIALS: | Puzzle Piece |

BACKGROUND: Say, “This month, we will learn about a man named David who spent a lot of time hiding from people who wanted to hurt him. Thankfully, God was with David no matter where he ran because God is everywhere! I’m so grateful that God can be with me, and you [point to a child], and you [point to another child], and you [point to another child], ALL of us at the SAME time! He is amazing! Now, who would like to put up our first puzzle piece for this unit?”

TRANSITION: Say, “Let’s play a fun game to help us prepare to learn about how God was with David wherever he went.”

ENGAGE — 10 MINUTES

MATERIALS: | Blindfold |

Say, “We’re going to play a very old game called *Blind Man’s Bluff*. Some people think it’s over 2,000 years old! That’s wild. Let’s get started!”

GAME GOAL: To search and find all the children while blindfolded.



IF A BOY OR GIRL DOESN’T WANT TO PLAY, OFFER TO LET THAT CHILD BE YOUR “HELPER.” FOR EXAMPLE, WITH THIS GAME, SOMEONE COULD HELP YOU DETERMINE WHICH STUDENTS ARE TAGGED. AS THE CHILD FEELS INCREASINGLY SAFE AND CONNECTED, THEY WILL LIKELY BEGIN TO PARTICIPATE ON THEIR OWN.

HOW TO PLAY:

1. Choose a volunteer to be “It.” Put the blindfold on this child.
2. The remaining children will create a circle around the blindfolded child. Once they are in their spots, they may not move their feet.
3. Spin the blindfolded child around at least three times, and let them try to tag one of the children in the circle.
4. As long as they do not move their feet, the children in the circle may move, bending or contorting, to avoid the tagger.
5. Once someone has been tagged, the blindfolded child gets three guesses to determine who they have tagged. If they are correct, the tagged child trades places and becomes “It.”
6. If the blindfolded child does not guess correctly after three guesses, he must try again with another player.

TRANSITION: Say, "Great job, everyone! We played 'Blind Man's Bluff' because today's story involves someone searching for someone else. However, this time it wasn't a game. Let's gather for our story so I can tell you more about it."

LEARN — 10 MINUTES

Say, "This month, we will learn that God is omnipresent. [Have the children repeat the word with you.] This is a grown-up word! Does anyone want to guess what it means? [Allow for response.] Yes, it means that God is everywhere.

"No matter where we go, God is with us. We can go to another country, be on a ship in the ocean, or even go to the moon, and God would still be there. This is great because we need Him; He takes care of us. Because He is omnipresent [everywhere], we are never alone. Let's say that word once more. [Repeat "omnipresent" once again.] You can share this grown-up word with your family or friends when they pick you up today! They won't believe you know that word!

"Today's story is about a man named David. You may remember his most famous story about when David killed the giant, Goliath, with only a slingshot and a few rocks." You may need to explain what a "slingshot" is.



THIS STORY IS A LITTLE LONG, SO WE RECOMMEND YOU TELL SOME OF IT IN YOUR OWN WORDS BY FAMILIARIZING YOURSELF WITH 1 SAMUEL 19. CHILDREN GENERALLY PREFER TO HEAR SOMEONE TELL A STORY OVER IT BEING READ TO THEM. MAKE EYE CONTACT WITH THE BOYS AND GIRLS, AND PAY ATTENTION TO THEIR BODY LANGUAGE AS YOU SHARE. EMPHASIZE CERTAIN WORDS AND PHRASES TO KEEP THE STORY INTERACTIVE AND EXCITING.

Say, "Our story takes place a few years after David killed Goliath, but before he was king. [Remind the children of last month's lessons when we learned that God had told the prophet Samuel that David would one day rule His people.] Saul was king and sent David to fight their nation's enemies. God was with David, so he won lots of battles and became a famous hero. The people even sang this song: 'Saul has killed thousands, but David has killed tens of thousands.' This made King Saul angry because he was jealous of David; he thought David was trying to take over his kingdom."



PAUSE TO MAKE SURE THE CHILDREN UNDERSTAND WHAT IT MEANS TO BE JEALOUS. WITH YOUNGER KIDS, IT CAN BE HELPFUL TO TALK ABOUT THEIR TOYS. ASK THEM IF THEY HAVE EVER WANTED A FRIEND'S TOY. EXPLAIN THAT THIS YUCKY FEELING IS CALLED JEALOUSY.

Ask, "Have you ever been jealous of a friend? Do you want to tell us about it? [Allow for responses.] One day Saul became so jealous that he decided to destroy David. Jonathan, Saul's son, was David's best friend, so he warned David of his father's plan. Jonathan told David to hide until he could change his father's mind. So, David ran away and hid from Saul, but He couldn't hide from God. The Lord was watching over David, and He protected him. Meanwhile, Jonathan tried to get his father not to kill David...." Read 1 Samuel 19:4-5.

⁴ Jonathan talked to Saul his father. He said good things about David. Jonathan said, "You are the king. Don't do wrong to your servant David. He did nothing wrong to you. What he did has helped you greatly." ⁵ David risked his life when he killed Goliath the Philistine. The Lord won a great victory for all Israel. You saw it, and you were happy. Why would you do wrong against David? He's innocent. There's no reason to kill him!"

Say, "Saul agreed not to kill David, and Jonathan brought David back to the king's house. Then the Lord helped David again, and he defeated the Philistines. When David returned, Saul was even more jealous. He became so angry that Saul threw a spear to kill him. David moved quickly, and the spear missed, but he ran out of the room and to his house. Let's see what happens next." Read 1 Samuel 19:11-12.

¹¹ Saul sent men to David's house. They watched it, wanting to kill him in the morning. But Michal, David's wife, warned him. She said, "Tonight you must run away to save your own life. If you don't, you will be killed tomorrow morning." ¹² Then she let David down out of a window. So he ran away and escaped.

Ask, "How do you think David felt when he had to run away? Do you think he knew God was with him? [Allow for responses.] They discovered he had escaped when Saul sent his servants to get David. The good news is that no matter where David went, God was with him, and he protected him over and over again.

JOINING TO JESUS

David's story reminds us that the Lord was with him at every moment. God is everywhere. He was with David on the battlefields. He was also with him in all the places where he hid from Saul: in his house, in caves, in the town with Samuel, and even when David was in Saul's presence. Years later, David became a great king who loved and followed God. He is considered the greatest human king Israel ever had, but David wasn't perfect. If you read more about his life, you'll discover he was sinful, just like we are. However, the perfect King was coming. And this King is the greatest of all. He is Jesus, "Emmanuel, God is with us." (See Matthew 1:23.)

TRANSITION: Say, "God loves each one of us and has promised never to leave us. He knows exactly where we are, and He is always with us. So, when you feel afraid or sad, please know that God is very near you."

DISCUSS — 10 MINUTES

Let's review the story we just heard.

- 1. Do you remember the grown-up word I taught you? (Repeat "omnipresent.") What does it mean that God is omnipresent?**

Response: It means that God is everywhere.

2. What happened in today's story?

Response: Answers will vary. Give the children an opportunity to retell the story.

3. Why did King Saul want to kill David?

Response: He thought the people liked David better than him or that David would try to take his place as king; he was jealous of David.

4. How was Jonathan a good friend to David?

Response: Jonathan warned David to run and hide. He also convinced Saul not to try to kill David.

5. Why did the people like David so much?

Response: David was a mighty and famous warrior. With God's help, he won many battles.

6. What does this story teach us about God?

Response: God is everywhere. God is with us wherever we go. God helps us. Jesus (God) is the great Emmanuel.

TRANSITION: Say, "You gave such good answers! I can tell you were listening! God is everywhere, and He wants to take care of us. Now, let's make something to take home to help you remember that Jesus is always with you and takes care of you."

RESPOND — 15 MINUTES

MATERIALS: | *Jesus Takes Care of Me* Activity Page (1 per child) | *Jesus Image* Activity Page (1 image per child) | Cardstock (1 sheet per child) | Crayons | Scissors | Glue Sticks |



BEFORE CLASS BEGINS, CUT OUT THE JESUS IMAGES FROM THE *JESUS IMAGE* ACTIVITY PAGE AND CUT OUT THE DOORS OF THE *JESUS TAKES CARE OF ME* ACTIVITY SHEET. EACH CHILD WILL NEED ONE *JESUS TAKES CARE OF ME* ACTIVITY PAGE, ONE JESUS IMAGE, AND ONE PIECE OF CARDSTOCK.

Say, "I'm so glad that God is everywhere! Let's make a craft to show your family so they can hear that God is with us and takes care of us!"

INSTRUCTIONS:

1. Give each child a *Jesus Takes Care of Me* Activity Page, a *Jesus* image, crayons, cardstock, and a glue stick.
2. Have the children color the *Jesus Takes Care of Me* Activity Page and the *Jesus* image.
3. Help the children glue the *Jesus Takes Care of Me* Activity Page directly to the cardstock.
4. Then, glue the *Jesus* image inside the door of the activity page.

TRANSITION: Say, "**God is Everywhere!** Because He is with everyone, we will never be alone. We can count on Him to take care of us no matter where we go."

MEMORIZE — 5 MINUTES

Say, "Our new Focus Verse teaches us that **God is everywhere!** If we fly high in an airplane, He is there. He is there if we go across the ocean to Africa or Australia. There is nowhere in the whole world where God is not present. He is always with us and always loving us! Now, let's learn the hand motions that go with our verse."

Where [Shrug shoulders and put palms up.] **can I go to get away from your Spirit?** [Put your pointer finger and thumb together and make a wavy motion moving from chest height to above your head.] **Where** [Shrug shoulders and put palms up.] **can I run** [Move your arms back and forth in a running motion.] **from you? ... even there you would guide me.** [Point straight ahead.] **With your right hand** [Hold out your right hand.] **you would hold me.** [Hug Yourself]"


REFLECT — 5 MINUTES

Say, "Today, we learned that David had to run for his life, and I'm sure there were times when David felt afraid. Sometimes I feel afraid, don't you? However, we need to know that God loves us and is always with us. That is because He is omnipresent. As we pray, thank Him for being with us everywhere we go."

SAMPLE PRAYER: *"Dear God, thank You for caring for us wherever we go. Help us trust You when we are afraid, and remember that You will never leave us alone. We love You, Jesus. Amen."*

RELEASE — 5 MINUTES

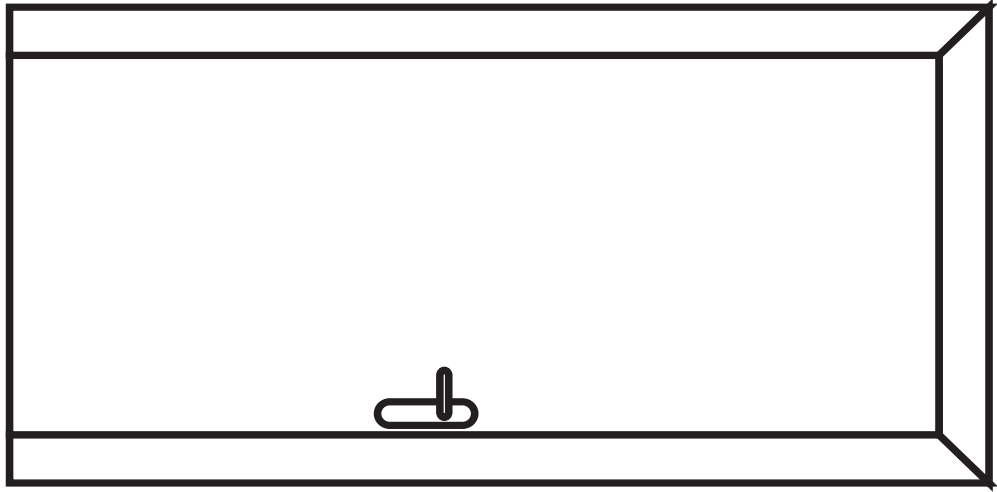
If you have extra time, the children can replay the ENGAGE game. As the children are dismissed, remind them that God is everywhere, and give their parents (or guardians) a copy of the monthly Parent Guide (downloadable).




**GOD
PROTECTS
DAVID**

WEEK 1

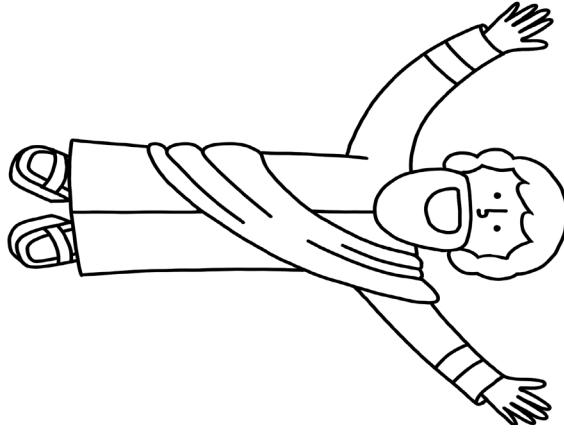
**GOD IS
EVERYWHERE**



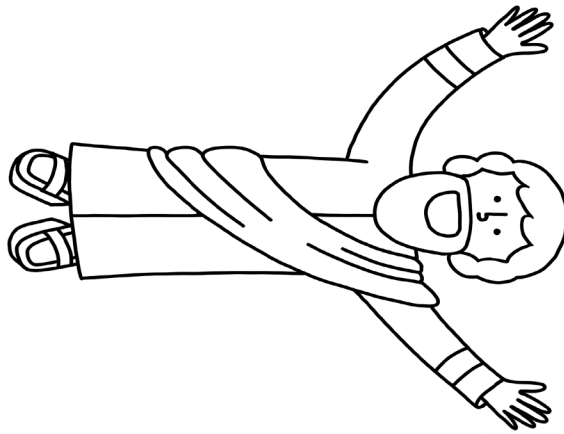
WHOOOOO TAKES CARE OF ME?



JESUS!

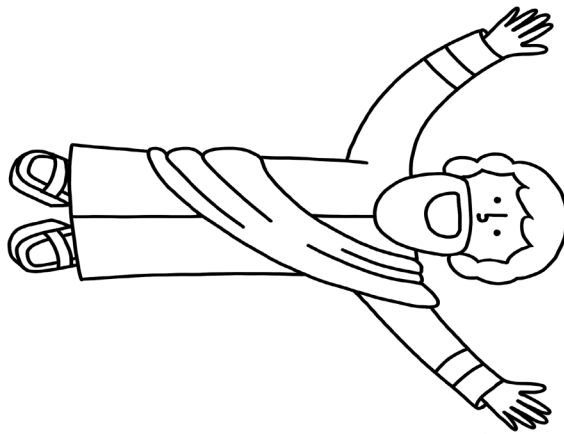


JESUS!



JESUS!

JESUS!



JESUS!

GOD LEADS DAVID

BIBLE PASSAGE

1 Samuel 25 (ICB)

BIG IDEA

God is Everywhere

FOCUS VERSE

"Where can I go to get away from your Spirit? Where can I run from you? ...even there you would guide me. With your right hand you would hold me."

Psalm 139:7&10 (ICB)

LESSON MATERIALS

| Puzzle Piece | Teddy Bear (or other stuffed animal) | *God is Everywhere Poem* Activity Page (1 per child) | Smooth Stones, approximately 3 ½" x 2 ½" (1-2 per child) | Paint Pens (various colors) | Crayons or Markers |

GREET — 15 MINUTES

Connection questions to ask as the children arrive:

- Have you ever flown in an airplane? Where did you go?
- If you haven't flown in a plane, would you like to? Why or why not?

WORSHIP — 10 MINUTES

Say, "Coming to church is a like an adventure. We explore God's Word and learn about the great story He is creating. It's a story about God rescuing His people, and those people include you and me! Let's worship and praise God for giving us this grand adventure of knowing Him. Let's sing together."

"Everywhere I Go" by Every Nation Church Malaysia Kids is a great theme song for this unit. Additionally, you may want to try "God is Always With Us" from Lifetree Kids. You can find both songs on YouTube.

PRAY — 5 MINUTES

Say, "We worship God when we sing and when we pray. Would you bow your heads for prayer now?"

SAMPLE PRAYER: "Dear God, You are amazing! I love that You are everywhere because that means You are always with us. Thank you for taking such good care of us. In Jesus' name. Amen"

REVIEW — 5 MINUTES**MATERIALS:** | Puzzle Piece |

BACKGROUND: Say, “Last week, we learned that David had to run and hide because King Saul was trying to kill him. We also learned that God was with David everywhere he went, and He protected him. David could hide from Saul, but he couldn’t hide from God, which is good because God loved David. Today, we will hear another story about David and how he trusted God in a scary situation. He knew God was with him because God is everywhere! Now, who would like to put up our second puzzle piece?”

TRANSITION: Say, “Before I tell you our story, let’s play a game to help us remember that God is everywhere.”

ENGAGE — 10 MINUTES**MATERIALS:** | Teddy Bear (or other stuffed animal) |

Say, “Today, we will play a game where you will search for the missing teddy bear [or other stuffed animal]. Let’s see who finds it first!”

GAME GOAL: To be the first child to find the missing stuffed animal

HOW TO PLAY:

1. Have the children close their eyes and count to ten while you hide the teddy bear.
2. The counters will then shout, “Ready or not, here I come!” as they begin searching for the toy.
3. The first child to find the hidden bear wins the round and gets to help you hide it for the next round.



IF YOU HAVE A LARGE GROUP, HIDE MORE THAN ONE STUFFED ANIMAL. THIS IS A GREAT GAME TO PLAY OUTDOORS IF YOU HAVE A SAFE AND CONTAINED AREA.

TRANSITION: Say, “You are great finders! That was awesome! Now let’s get ready for a story about how nothing can be hidden from God because He is everywhere!”

LEARN — 15 MINUTES

Say, “Last week, we began learning about David, one of the greatest kings of Israel. Before becoming king, David had to hide from King Saul, who was trying to kill him. God was with David, however, and He protected him. This story taught us that God is omnipresent. Who remembers that grown-up word? Yes, it means that **God is everywhere**.

“In today’s story, David is still hiding from King Saul. David and his men escaped to the desert and met a rich man named Nabal. In addition to being rich, Nabal was foolish and mean. He had a wife named Abigail. Unlike her husband, she was wise and kind.

“David heard that Nabal was nearby with his sheep, so he sent ten young men to ask Nabal for food. He told his young men to speak kindly to Nabal and remind him how David’s men had protected his servants

and sheep. David hoped Nabal would give them something to eat. They were so hungry. However, David's request made Nabal mad, and he refused to provide the men with food. Let's read about what happened next." Read 1 Samuel 25:9-13.

⁹ When the men arrived, they gave the message to Nabal. But Nabal insulted them. ¹⁰ He answered them, "Who is David? Who is this son of Jesse? Many slaves are running away from their masters today! ¹¹ I have bread and water. And I have meat that I killed for my servants who cut the wool. But I won't give it to men I don't know." ¹² David's men went back and told him all Nabal had said. ¹³ Then David said to them, "Put on your swords!" So they put on their swords, and David put on his also. About 400 men went with David...

Say, "David was so mad that he got ready to fight Nabal. Fortunately, Nabal's servants ran to Abigail and begged her to do something. Let's keep reading." Read 1 Samuel 25:14-20.

¹⁴ One of Nabal's servants spoke to Abigail, Nabal's wife. He said, "David sent messengers from the desert to greet our master. But Nabal insulted them. ¹⁵ These men were very good to us. They did nothing wrong to us. They stole nothing from us during all the time we were out in the field with them. ¹⁶ Night and day they protected us. They were like a wall around us while we were with them caring for the sheep. ¹⁷ Now think about it, and decide what you can do. Terrible trouble is coming to our master and all his family. Nabal is such a wicked man that no one can even talk to him."

¹⁸ Abigail hurried. She took 200 loaves of bread, 2 leather bags full of wine and 5 cooked sheep. She took about a bushel of cooked grain, 100 cakes of raisins and 200 cakes of pressed figs. She put all these on donkeys. ¹⁹ Then she told her servants, "Go on. I'll follow you." But she did not tell her husband. ²⁰ Abigail rode her donkey and came down into the mountain ravine. There she met David and his men coming down toward her.

Ask, "Who can tell me what has happened so far? [Let the children summarize the story.] Great job! You've been listening. Let's keep reading." Read 1 Samuel 25:23-27

²³ When Abigail saw David, she quickly got off her donkey. She bowed facedown on the ground before David. ²⁴ She lay at David's feet. She said, "My master, let the blame be on me! Please let me talk to you! Listen to what I say. ²⁵ My master, don't pay attention to this worthless man Nabal. He is the same as his name. His name means 'fool,' and he is truly foolish. But I, your servant, didn't see the men you sent. ²⁶ The Lord has kept you from killing and punishing people yourself. As surely as the Lord lives and as surely as you live, may your enemies become like Nabal! ²⁷ I have brought a gift to you. Please give

Ask, "What did Abigail do when she saw David? [Reread verse 23.] Yes! She bowed down face down before him. [Demonstrate this action.] She did this because she knew David was very powerful. He could have killed her right then, so she bowed to show him she knew he was very important.

Say, "After Abigail gave David and his men food and gifts, she asked him not to kill anyone. God doesn't want us to hurt others, does he? Even when we're angry, it's not right to hurt someone. Abigail reminded David to do what God wanted him to do. I wonder what David will do. Let's find out!" Read 1 Samuel 25:32-35.

³² David answered Abigail, "Praise the Lord, the God of Israel. He sent you to meet me. ³³ May you be blessed for your wisdom. You have kept me from killing or punishing people today. ³⁴ As surely as the Lord, the God of Israel, lives, he has kept me from hurting you. If you hadn't come quickly to meet me, no one belonging to Nabal would have lived until tomorrow." ³⁵ Then David accepted Abigail's gifts. He told her, "Go home in peace. I have heard your words, and I will do what you have asked."

Ask, "How did God help David? [Answers will vary.] God gave Abigail the right words to help David calm down and make the wise [right] decision not to hurt Nabal's family. This story reminds us that God is always with us. He is with us when we are in danger, and He helps us make good choices. He loves us more than we can imagine."

JOINING TO JESUS

As Abigail bravely confronts David, begging for undeserved mercy, she also points us to the work of Jesus. The world teaches us to defend ourselves and take revenge on people who hurt us, but Christ flips this narrative and says to love our enemies. Then, He embodied His own message by dying for us – even for the worst sinners. In this Old Testament story, Abigail points us to Jesus – our merciful and humble Savior: "Very few people will die to save the life of someone else. Although perhaps for a good man someone might possibly die. ⁸ But Christ died for us while we were still sinners. In this way God shows his great love for us." (Romans 5:7-8)

TRANSITION: Say, "Aren't you thankful that God knows exactly what we need? **God is everywhere!**"

DISCUSS – 10 MINUTES

Say, "Let's talk about the story you just heard."

1. Why was David hiding?

Response: David hid from King Saul, who wanted to kill him.

2. What kind of man was Nabal?

Response: Answers will vary.

3. What did David do when Nabal wouldn't share his food?

Response: He was getting ready to fight and hurt Nabal and his family.

4. What happened next?

Response: Allow for responses, but note that Nabal's servants begged Abigail to help. She sent food to David, and then she bravely went to him and pleaded with David not to hurt anyone.

5. Do you think Abigail was afraid of David?

Response: Yes, David was very powerful, and she knew he was angry. God helped her be brave.

6. Why did David listen to Abigail?

Response: God used Abigail's wise words to help David calm down and make the right decision.

7. What does this teach us about God?

Response: **God is everywhere.** God gives us wisdom. God helps us be brave, etc.

TRANSITION: Say, "You listened so well! This lesson reminds us that God is with us wherever we go. He helps us make wise decisions. Let's make something to take home that will help us remember that **God is EVERYWHERE!**"

RESPOND — 15 MINUTES

MATERIALS: | *God is Everywhere Poem* Activity Page (1 per child) | Smooth Stones, approximately 3 ½" x 2 ½" (1-2 per child) | Paint Pens (various colors) | Crayons or Markers |



GATHER STONES IN YOUR YARD OR AT A LOCAL CREEK. YOU CAN ALSO PURCHASE THEM AT A CRAFT STORE OR ONLINE. IF YOU CHOOSE TO USE ROCKS FROM OUTSIDE, BE SURE TO WASH AND DRY THEM AHEAD OF TIME.

Say, "**God is everywhere!** He is right beside us to help and guide us. If we fly high in an airplane, sail across the ocean on a ship, or even try to hide behind a big rock, He sees us, and we are so thankful that He watches over us. Now, let's decorate our stones. Then, they can remind us that **God is everywhere!**"



THE PAINT PENS MAKE THIS ACTIVITY EASY AND RELATIVELY MESS-FREE.

INSTRUCTIONS:

1. Give each child a stone, and have the children share the paint pens.
2. Instruct the children (assist as needed) to write "God is Everywhere" on their stones. Allow them to dry.
3. Finally, give the children a copy of the *God is Everywhere Poem* Activity Page to color.
4. Read the poem aloud, and encourage the children to place their stones and the poem where they can be a reminder that God is always with them.

TRANSITION: Say, "It's helpful to have little reminders of God's truth. Why do you think it's important to remember that **God is everywhere?** [Allow for responses.] Thank you for sharing your thoughts. Now, let's practice this month's Focus Verse."

MEMORIZE — 5 MINUTES

Say, "This month's verse is great to memorize, so we will always remember we are never alone. God is with us, and **God is everywhere.** Let's practice the words together."

Where [Shrug shoulders and put palms up.] **can I go to get away from your Spirit?** [Put your pointer finger and thumb together and make a wavy motion moving from chest height to above your head.] **Where** [Shrug shoulders and put palms up.] **can I run** [Move your arms back and forth in a running motion.] **from you? ... even there you would guide me.** [Point straight ahead.] **With your right hand** [Hold out your right hand.] **you would hold me.** [Hug Yourself]"
Psalm 139:7-10, ICB (Hold hands open like a book.)

CHALLENGE: Have the children practice the verse the way they think various animals would say it. For example, a turtle might say the verses slowly, or a kangaroo might say them fast while jumping around the room.

REFLECT — 5 MINUTES

Say, “**God is everywhere!** He protected David, guided him, and gave him wisdom. I hope you will always remember that God is with you wherever you go. He will never leave you.”



REGULARLY GIVE CHILDREN AN OPPORTUNITY TO ACCEPT JESUS AS SAVIOR. IF YOU AREN'T SURE WHAT TO SAY, SPEND TIME IN PASSAGES LIKE MATTHEW 8:8-12 AND ROMANS 10:9-10. THERE ARE NO MAGIC WORDS, BUT THESE VERSES WILL GUIDE YOU. HERE ARE A FEW THINGS TO INCLUDE IN YOUR SALVATION PRAYER:

- WE ACKNOWLEDGE WE ARE SINNERS.
- WE RECOGNIZE THAT JESUS IS GOD'S SON WHO DIED FOR US, TAKING OUR PUNISHMENT AND SIN.
- WE REPENT OF OUR SINS.
- WE ACCEPT CHRIST AS OUR PERSONAL SAVIOR.

SAMPLE PRAYER: *“Dear Jesus, we are so grateful that You are everywhere and watch over us. Thank You for giving us these stories about David to help us to know how much You love us. In Jesus’ name. Amen.”*

RELEASE —

If you have extra time, sing your favorite worship songs or have the children take turns sharing how they decorated their stones.





I'm your little reminder.

Each and every day,

That God is always with you

All along your way.

Remember, God is everywhere

And you can never hide

He is always with you

By your side to love and guide.

GOD IS
EVERYWHERE

GOD MAKES DAVID KING

BIBLE PASSAGE

2 Samuel 5 and 7 (ICB)

BIG IDEA

God is Everywhere

FOCUS VERSE

“Where can I go to get away from your Spirit? Where can I run from you? ...even there you would guide me. With your right hand you would hold me.”

Psalm 139:7&10 (ICB)

LESSON MATERIALS

| Puzzle Piece | Plastic Disposable Cups | Ping Pong Balls | Masking Tape | White Cardstock | White Wax Crayon | Watercolor Paints | Paint Brush | Cups of Water |

GREET — 15 MINUTES

Connection questions to ask as the children arrive:

- Who is your best friend?
- What are some things you enjoy doing with that person?

WORSHIP — 10 MINUTES

Say, “We have been learning about God’s omnipresence. That’s a big, grown-up word! Do you remember what it means? Right! It means that **God is everywhere**. Because God is everywhere, He is always with us!

“We’ve also been learning about David. He was a warrior [soldier], a shepherd, and a king; David also wrote music, and some of his songs are in the Bible. We still sing many of them today! Listen as I read from Psalm 147, one of David’s Psalms. ‘Praise the Lord! It is good to sing praises to our God. It is good and pleasant to praise him...³ He heals the brokenhearted. He bandages their wounds. ⁴He counts the stars and names each one. ⁵ Our Lord is great and very powerful...⁷ Sing praises to the Lord.’ Let’s join in with David and worship God as we sing.”

“Everywhere I Go” by Every Nation Church Malaysia Kids is a great theme song for this unit. “King of Me” by RendCo Kids is also an excellent choice for today’s lesson. You can find both songs on YouTube.

PRAY — 5 MINUTES

Gather for prayer.



GIVE THE CHILDREN AN OPPORTUNITY TO KNEEL. WE USE OUR BODIES TO SHOW GOD WE LOVE AND HONOR HIM, LIKE WHEN WE RAISE OUR HANDS AS WE SING. BECAUSE PRAYER IS A FORM OF WORSHIP, WE CAN ALSO KNEEL TO SHOW GOD THAT WE RESPECT HIM MORE THAN ANYONE ELSE IN THE WHOLE WORLD.

SAMPLE PRAYER: *“Dear God, thank You for loving us and promising never to leave us. We love You for taking care of us wherever we go. In Jesus’ name. Amen.”*

REVIEW — 5 MINUTES

MATERIALS: | Puzzle Piece |

BACKGROUND: Say, “Our lessons this month have been about David. We’ve seen how God protected him as he ran from evil King Saul and kept David from hurting the mean man named Nabal. Today’s lesson will teach us about David’s life as a king and how God helps him become a great leader. First, though, let’s put up this week’s puzzle piece.”



SOMETIMES, A CHILD WHO STRUGGLES TO BEHAVE IS JUST WAITING FOR AN OPPORTUNITY TO SHOW YOU THAT THEY CAN BE RESPONSIBLE. ASSIGN AN “IMPORTANT” JOB LIKE POSTING THE PUZZLE PIECE OR PASSING OUT SUPPLIES TO A CHILD WHO HAS DIFFICULTY OBEYING. OFTEN, WHEN WE SHOW CHILDREN WE BELIEVE IN THEM, IT MAKES A DIFFERENCE IN HOW THEY RESPOND AT OTHER TIMES.

TRANSITION: Say, “Before we begin our story, let’s play a game!”

ENGAGE — 15 MINUTES

MATERIALS: | Plastic Disposable Cups (3 per team) | Ping Pong Balls (1-2 per child) | Masking Tape |

Say, “In today’s game, you will be divided into two teams who will fight a ping-pong battle. Who wants to be on the winning team? Great! Let’s get ready to play!”

GAME GOAL: To be the team that gets the most balls in their opponent’s cups

HOW TO PLAY:

1. Divide the class into two teams and give each team three plastic disposable cups.
2. Line the cups up in a row, approximately six feet from the teams.
3. Next, give each child 1-2 ping pong balls.
4. Place masking tape to mark the place for the children to stand.
5. The children will take turns pitching or bouncing their balls into their team’s cups.
6. The team with the most balls in their cups wins.

TRANSITION: Say, “Wow! That was fun! This week’s story is also about a battle, but not one with ping pong balls. Let’s see how God helps David in this week’s story.”

LEARN — 15 MINUTES

Say, “This month, we have learned that **God is everywhere**. Why do you think knowing that God is everywhere is important?” (Allow for responses.) Remind the children that when we understand God is everywhere, we know He hears our prayers no matter where we are. We also know that when we are afraid, God is with us, etc. Give the children an opportunity to discuss their answers.



KEEP A CLASS SET OF PICTURE BIBLES IN YOUR CLASSROOM SO THE CHILDREN CAN FLIP THROUGH THEM WHILE YOU ARE READING. THEY ARE STILL LEARNING THINGS EVEN IF THEY ARE ON THE “WRONG” PAGES. FOR EXAMPLE, THEY SEE THAT THE WORDS ON THE PAGES HAVE MEANING AND THAT ALL GOD’S STORIES ARE TOGETHER IN ONE BOOK.

Say, “In last week’s story, David was hiding from evil King Saul. Today’s story happens much later. David is now the king. The Bible tells us that David was ‘a man after God’s own heart.’ What do you think that means? [Allow for responses.] Yes, it means that David loved, trusted, and obeyed God.

“One day Israel’s enemy, the Philistines, came to fight David. Let’s read from 2 Samuel 5:17-19 to see what King David did.”

7 Now the Philistines heard that David had been made king over Israel. So all the Philistines went to look for him. But when David heard the news, he went down to a safe place. 18 So the Philistines came and camped in the Valley of Rephaim. David asked the Lord, “Should I attack the Philistines? Will you help me defeat them?” 19 The Lord said to David, “Go! I will certainly help you defeat them.”

Ask, “What did David do before fighting the Philistines? [Allow for responses.] Yes! He prayed. God told David it was OK to fight and that He [God] would help him win, and that is exactly what happened.

“Soon, however, the Philistines returned, and David asked God what to do again. David did exactly what God told him to do, and they won the battle. The Philistines never came back while David was king.

“After this, Nathan, the prophet, came to David with this message from God. Listen closely because I will have some questions for you at the end.” Read 2 Samuel 7:9, 11-16.

9 I have been with you everywhere you have gone. I have defeated your enemies for you. I will make you as famous as any of the great men on the earth. 11 ... But I will give you peace from all your enemies. I also tell you that I will make your descendants kings of Israel after you. 12 “Your days will come to an end, and you will die. At that time I will make one of your sons the next king. 13 He will build a temple for me. I will make his kingdom strong forever. 14 I will be his father, and he will be my son. When he sins, I will use other people to punish him. They will be my whips. 15 But I will not stop loving him. I took away my love and kindness from Saul. I removed Saul when I turned to you. 16 But your family and your kingdom will continue forever before me. Your rule will last forever.”

Say, “Nathan was a prophet, which meant God gave him messages to share with others. This message was for David. What did Nathan say to David?” Allow time for responses and reread the verses if needed.

Say, "God said that David's children and grandchildren would also be kings and that He would never stop loving David's family. His family would rule forever! David was so happy and thankful for Nathan's message. It helped him understand how much God loved him."

Say, "Do you see how God has always been with David everywhere he went? The Lord was with David when he fought Goliath the giant, when he hid from evil King Saul, and when David was a mighty king. God is everywhere. David had some scary times in his life, but it doesn't matter if we feel like God is with us or not. The truth is, He is because He is everywhere, loving us just as He loved David. God is with us. God loves us. **God is everywhere.**"

JOINING TO JESUS

Throughout the Old Testament, individuals like King David foreshadowed Jesus. These people usually provided some (temporary) salvation or redemption for God's people. Additionally, they pointed to the need for an ultimate Savior. For example, David is from Bethlehem and was chosen by God to be king. David had a band of "mighty men" who followed and learned from him. Jesus is known as the Good Shepherd, which would have reminded the Jewish people of their favorite Old Testament king who began as a shepherd boy. In today's lesson, we see David, the warrior, defeat the Israelites' enemies, reminding us of a time when Christ would defeat the overarching enemy of sin and death. While you may not go into this much detail with your children, help them see how even 1000 years before Jesus was born, God was preparing His people to see Jesus for who He is: The Good Shepherd, the Mighty Warrior, the King of Kings.

TRANSITION: Say, "If you want to know God better, follow David's example and begin praying whenever you think of the Lord. No matter where we are, God sees us, loves us, and is with us."

DISCUSS — 10 MINUTES

Say, "Let's talk about our story."

- 1. Why do you think David prayed so much? (Ex. David prayed before going into battle.)**
Response: Answers will vary
- 2. Why do you think David and his army won so many battles (fights with his enemies)?**
Response: David won because he did exactly what the Lord commanded.
- 3. What did Nathan, the prophet, tell David?**
Response: He told David that God said his kingdom and family would continue forever.
- 4. David was thankful for Nathan's message because it reminded him of God's love. How much does God love you?**
Response: God loves you more than you can ever imagine. He sent Jesus to us to show us how much He loves us.

5. What does this lesson teach us about God?

Response: **God is everywhere.** God is always with us. God loves us. God hears us when we pray, etc.

TRANSITION: Say, "I'm so glad God loves us and that He is everywhere! Aren't you?"

RESPOND — 15 MINUTES

MATERIALS: | White Cardstock (1 per child) | White Wax Crayon (1 per child) | Watercolor Paints | Paint Brush (1 per child) | Cups of Water |

Say, "We are going to draw secret message pictures to God. If you'd like, you may share your message with the class when you are finished."

INSTRUCTIONS:

1. Give each child a piece of white cardstock and a white crayon.
2. Have the children use their crayons to write thank you notes to God. This can be as simple as "I love You, Jesus!" or a picture of a heart. Allow the children to be creative.
3. Next, explain that they will use watercolors to paint over the whole paper. This process will reveal their secret messages.
4. Give the children an opportunity to share their notes with the class while respecting the wishes of those who want to keep their messages private.

TRANSITION: Say, "Today, we saw how David had learned to follow God, even in stressful times, like when his enemies were about to attack his people. He knew He could trust God completely because He believed the truth about God. David's story is one big reminder that **God is everywhere**, He is with us, and He loves us more than we can imagine."



THIS IS A GREAT TIME TO REMIND THE CHILDREN OF THE "GROWN-UP" WORD YOU'VE BEEN TEACHING THEM. ASK THEM IF THEY KNOW WHAT IT MEANS THAT GOD IS OMNIPRESENT. HAVE THEM PRACTICE SAYING "OMNIPRESENT" AND EXPLAIN IT MEANS THE SAME THING AS THIS MONTH'S BIG IDEA: **GOD IS EVERYWHERE.**

MEMORIZE — 5 MINUTES

Say, "I hope you have been practicing our Focus Verse at home. This month's verse reminds us that **God is everywhere** and will always be with us. Let's say the verses together."

Where [Shrug shoulders and put palms up.] **can I go to get away from your Spirit?** [Put your pointer finger and thumb together and make a wavy motion moving from chest height to above your head.] **Where** [Shrug shoulders and put palms up.] **can I run** [Move your arms back and forth in a running motion.] **from you? ... even there you would guide me.** [Point straight ahead.] **With your right hand** [Hold out your right hand.] **you would hold me.** [Hug Yourself]"



LEARNING THE MEMORY VERSE SHOULD ALWAYS BE A FUN, LOW-STRESS ACTIVITY. WHILE MOST CHILDREN MEMORIZE EASILY, PAY ATTENTION TO YOUR STUDENTS. SOME WILL STRUGGLE. ADJUST AS NEEDED, AND ALWAYS GIVE CHILDREN THE OPTION OF QUIETLY OBSERVING. THEY WILL STILL BE LEARNING.

REFLECT — 5 MINUTES

Say, "God loves us so much! He wants us to trust Him and talk with Him all the time, especially when we have a problem. The truth is that He always sees us, always hears us, and is always with us. Let's ask God to help us believe the truth. Also, let's pray for one another. Who has a need they'd like for us to pray about together?" Give the children time to share their prayer requests.



NO PRAYER REQUEST IS TOO SMALL. AS THE CHILDREN SHARE NEEDS, WRITE THEM DOWN AND REFER TO THEM DURING THE WEEK. LET THE THINGS THEY SHARE REMIND YOU TO PRAY FOR YOUR STUDENTS.

SAMPLE PRAYER: "Dear Jesus, we praise You for You are everywhere, and You are good. Please hear our prayers and help us believe that You are always with us. We love You. In Jesus' name, we pray. Amen."

RELEASE —

If you have extra time, you can replay the ENGAGE game from today's lesson or review the Focus Verse and actions.



**GOD MAKES
DAVID KING**

WEEK 3

**GOD IS
EVERYWHERE**

GOD FORGIVES DAVID

BIBLE PASSAGE

2 Samuel 11-12:25 (ICB)

BIG IDEA

God is Everywhere

FOCUS VERSE

“Where can I go to get away from your Spirit? Where can I run from you? ...even there you would guide me. With your right hand you would hold me.”

Psalm 139:7&10 (ICB)

LESSON MATERIALS

| Puzzle Piece | Large Foam Letters | Buckets | *God is with David Wheel* Activity Page | Cardstock | Markers, Crayons, or Colored Pencils | Brads | Scissors |

GREET — 15 MINUTES

Connection questions to ask as the children arrive:

- What does it mean to forgive someone?
- Name something that would be hard to forgive.



YOU MAY NEED TO REMIND THE CHILDREN WHAT “FORGIVE” MEANS. AS YOU EXPLAIN, USE SIMPLE EXAMPLES LIKE, “HAVE YOU EVER FORGIVEN SOMEONE FOR BREAKING YOUR TOY?”

WORSHIP — 10 MINUTES

Say, “**God is everywhere**, and nothing can be hidden from Him. He sees the good and bad we do. Thankfully, God loves us and wants us to obey Him because that is what is good for us. But even when we mess up, and we all do, our kind God is ready to forgive us. All we have to do is ask. Let’s sing to the Lord because He is good, and His love for us lasts forever!”

“Everywhere I Go” by Every Nation Church Malaysia Kids is a great theme song for this unit. “You Forgive Me” by LifeTree Kids also pairs well with today’s lesson. You can find both songs on YouTube.

PRAY — 5 MINUTES

As you gather for prayer, ask if anyone would like to share a special need. Invite the children to lead in prayer.

Sample Prayer: *“Dear God, thank You for loving us. Remind us to talk with You every day. [Include any special requests the children shared.] We pray all of these things in Jesus’ name. Amen.”*



TEACH THE CHILDREN TO PRAY RESPECTFULLY, HONESTLY, AND WITH THE KNOWLEDGE THAT OUR CREATOR LOVES US FAR MORE THAN WE WILL EVER REALIZE.

REVIEW — 5 MINUTES

MATERIALS: | Puzzle Piece |

BACKGROUND: Say, “This is our last week to talk about how David’s stories teach us that **God is everywhere!** Who can tell us something you’ve learned about David this month? [Allow for responses.] Great job! Yes, we learned how God was with David when he was running from King Saul and how He helped David be kind to Abigail and her family, even though her husband Nabal had been mean to David’s men. Last week, we saw how David prayed and asked God to show him what to do, and God answered him.

“Who is ready to hear what happens this week? Great! First, let’s add our new puzzle piece to the wall.”

TRANSITION: Say, “Why do we put a puzzle piece on the wall each week? [Allow for responses.] We do it to show that God’s story all fits together. If we read God’s Word carefully, we’ll see glimpses of Jesus in every part of the Bible, even the stories that happened before He came to Earth as a baby. From the beginning, God loved His people and planned to send Jesus to save them. Our puzzle wall helps us remember these important truths.”



PUZZLES ARE GREAT FOR CHILDREN’S BRAINS AND CAN PROVIDE SOMETHING PRODUCTIVE TO DO DURING DOWNTIME. COLLECT BIBLE PUZZLES FOR YOUR CLASSROOM, AND BE SURE THE CHILDREN KNOW WHERE THEY ARE LOCATED SO THEY CAN GRAB THEM AT APPROPRIATE TIMES. PUZZLES SHOULD BE 24-48 PIECES FOR 3-4-YEAR-OLDS.

ENGAGE — 10 MINUTES

MATERIALS: | Plastic or Foam Letters (1 set per team) | Small Buckets (1 per team) |



BEFORE CLASS, BE SURE YOU HAVE ENOUGH PLASTIC OR FOAM LETTERS FOR THE GAME. THIS ENGAGE ACTIVITY IS A RELAY GAME WHERE TEAMS WILL RETRIEVE LETTERS TO MAKE THE WORD “F-O-R-G-I-V-E.” YOU WILL NEED AT LEAST ONE LETTER FOR EACH CHILD, SO ENSURE YOU HAVE ENOUGH OF THOSE SPECIFIC LETTERS. FOR EXAMPLE, IF YOU ESTIMATE THAT YOU WILL HAVE ELEVEN CHILDREN IN YOUR CLASS, YOU WILL NEED 2 OF EACH LETTER FOR THE WORD “FORGIVE.” IF YOU THINK YOU COULD HAVE

Say, “Today we will have a competition, and to win, you must run quickly! Are you ready? Let’s play!”

GAME GOAL: To be the first team to retrieve all their team’s letters

HOW TO PLAY:

1. Place the six letters that spell "FORGIVE" in each bucket and put them on one side of the classroom.
2. Divide the children into relay teams of no more than six children. Have each group form a line.
3. When you say "GO!" each team will send their first teammate to their bucket to retrieve one letter and return it to their team.
4. Repeat the process until the team has attained all the letters.
5. The team that gets all their letters first wins the game.
6. After the relay is complete, teach the children to spell the word "forgive" with their foam letters.

TRANSITION: Say, "I loved seeing you work together to make one of the most important words from today's lesson. Can you say it with me? [Have the children shout "forgive."] That's right! Now, let's get ready to discover why this word is so important."

LEARN – 15 MINUTES

Ask, "This month, we've been talking about a man from the Bible named David. What are some things you have learned about him? [Allow for responses, and take a few minutes to review. Encourage the children to lead the discussion.]

"Although David was a wise king and loved God, he didn't always do the right thing. Our lesson today shows us about one of those times. We can find today's story in 2 Samuel 11-12.

"It was springtime, and David had sent his men to fight, but he didn't go with them. It was late one afternoon when he saw a beautiful woman on a rooftop. Her name was Bathsheba. When David asked someone who she was, he was told that she was the wife of a man named Uriah, who happened to be one of David's best soldiers.

"David knew it was wrong, but he wanted to marry Bathsheba, so he decided to put Uriah in the most dangerous place so he would be killed in battle; then he could marry Bathsheba." Read 2 Samuel 11:14-15.

¹⁴ The next morning David wrote a letter to Joab and sent it by Uriah. ¹⁵ In the letter David wrote, "Put Uriah on the front lines where the fighting is worst. Then leave him there alone. Let him be killed in battle."

Ask, "What do you think about that story? [Allow for responses.] Uriah died in battle because of David, and David married Bathsheba. Then, God sent Nathan, a prophet, to give David a message. The message was that God knew what David had done, and He was angry."

Say, "After David talked to Nathan, he realized what an awful thing he had done. He knew he deserved to be punished, so he prayed. He was so sorry he had killed Uriah and taken his wife. He asked God to forgive him.

"David's actions made God angry, but they also made Him sad. He loved David very much, so He listened to David when he prayed. The Lord knew David was sorry and forgave him, but their family was very sad for a long time because of what David did.

“After a lot of heartache, God gave David and Bathsheba a baby boy. In spite of how they married and in spite of their hard time and loss, they did take great joy in him. This child’s name was Solomon, and he would later become the next king of Israel.”

JOINING TO JESUS

Because God is everywhere, He is always with us, which means He knows us better than anyone else. Just as he did with David, God stays close, even when we do things that we shouldn’t (sin). We don’t have to be afraid. He sees us when we mess up but is also thrilled to forgive us. This doesn’t mean there won’t be consequences or discipline, but we can trust God to love us with a love that will last forever. That’s why He sent His Only Son, Jesus, to die on the cross for our sins. He is always willing to forgive us when we ask Him and believe in Him.”

TRANSITION: Say, “Aren’t you thankful that **God is everywhere**? This means that no matter where we are, God can forgive us. He can forgive you right now.” Ask the Holy Spirit to show you if you need to pause and give the children an opportunity to pray for forgiveness.

DISCUSS — 10 MINUTES

Say, “Let’s talk about our story.”

1. What does it mean that God is omniscient?

Response: When we say “God is omnipresent,” we mean **God is everywhere**. (Remind the children that this is the “grown-up word” they learned in the previous lessons.)

2. What happened in today’s story?

Response: Answers will vary. Have the children put the story in their own words.

3. Did God forgive David?

Response: Yes! Even though there were consequences to David’s sin, God loved David more than we can imagine, and He forgave him.

4. What does this story mean for us?

Response: God is the same. He never changes. He is still a loving, forgiving God, and just as he forgave David, He can forgive you.

5. What does this lesson teach us about God?

Response: **God is everywhere**. God is always with us. God loves us. God forgives, etc.

TRANSITION: Say, “I am so thankful that **God is everywhere**. He sees us when we mess up, but He is also always there, ready to hear our prayers. Now, let’s make a craft to help us remember all the true things we have heard today.”

RESPOND — 15 MINUTES

MATERIALS: | *God is with David Wheel* Activity Page (1 set per child) | Cardstock | Markers, Crayons, or Colored Pencils | Brads (1 per child) | Scissors |



BEFORE CLASS, PRINT BOTH PAGES OF *THE GOD IS WITH DAVID WHEEL* ACTIVITY PAGE ON CARD STOCK AND CUT OUT THE WHEELS.

Say, “We will make an activity wheel for today’s craft to remind us that God was with David no matter where he was.”

INSTRUCTIONS:

1. Give each child both pages of the craft.
2. Instruct the children to color both pages of the Activity Page.
3. Next, tell them to cut out both wheels.
4. Help the children assemble their projects so that page one is on top of page two.
5. Finally, secure the brads into both wheels (overlapped). Assist the children as needed.

TRANSITION: Say, “We have been learning that **God is everywhere**. We also learned that God loved David and was with him in the good and bad times. God does the same for us. I hope your crafts will remind you of this truth.”

MEMORIZE — 5 MINUTES

Say, “This month’s verse reminds us that God is ALWAYS with us. Let’s practice saying the words together.”

Where [Shrug shoulders and put palms up.] **can I go to get away from your Spirit?** [Put your pointer finger and thumb together and make a wavy motion moving from chest height to above your head.] **Where** [Shrug shoulders and put palms up.] **can I run** [Move your arms back and forth in a running motion.] **from you? ... even there you would guide me.** [Point straight ahead.] **With your right hand** [Hold out your right hand.] **you would hold me.** [Hug Yourself]”
Psalm 139:7-10, ICB (Hold hands open like a book.)

CHALLENGE: Use transition times to practice the verses. Instead of limiting memory practice to one portion of the lessons, have the children recite the words as they move from one activity to another, such as when they move from the ENGAGE game to the LEARN lesson. Children often remember things better when it is tied to movement.

REFLECT — 5 MINUTES

Say, “God loves you so much more than you can imagine. He does see the wrong things you do, but when He looks at you, His heart is full of love. You don’t ever have to be afraid to tell God you are sorry because He is so, so good. That’s why He sent His Son, Jesus, to come and die for you and me.”

SAMPLE PRAYER: *“Dear Jesus, thank You for being with us wherever we go, for watching over us, for knowing us, and for loving us even when we do wrong things. Thank You for never giving up on us and never failing to love us more than we can imagine. We love You, too. Amen.”*

RELEASE — 5 MINUTES

If you have time remaining, ask questions to review this month’s lesson:

1. What does it mean that God is omnipresent? (**God is everywhere.**)
2. Are there any places where you could go without God? (No)
3. Name some places that God can go but we cannot. (Answers will vary.)
4. How does it make you feel that God is always near? (Answers will vary.)
5. What have you learned from the stories we’ve read about David? (Answers will vary.)



**GOD
FORGIVES
DAVID**

WEEK 4

**GOD IS
EVERYWHERE**



cut this out!



God is with David, and He
is with me.

GOD IS EVERYWHERE!

