

# GOD IS HOLY



# GOD IS HOLY

## YEAR 3, UNIT 10

**WRITER - SANDY BECK**

**MANAGING EDITOR - KRISTI CAIN**

**EDITOR (PRE-K) - JENNIFER MCGHEE**

**EDITOR - TIFFANY TRAINOR**

**DESIGNER - ALLIE WAYNE**



# GOD IS HOLY

## MONTHLY PREPARATION GUIDE

### YEAR 3, UNIT 11 - Pre-K

#### WEEK 1

**LESSON MATERIALS:** | Puzzle Piece | Treasure Activity Page (1 per child) | Crayons or Markers | Glue | Glitter Glue | Pom Poms or Small Gems |

#### WEEK 2

**LESSON MATERIALS:** | Puzzle Piece | Stackable Building Blocks or Cubes | Posterboards (1 per 2 children) | Markers | *Ark of the Covenant* Coloring Page (1 per child) | *King Solomon's Temple* Activity Pages (1 et per child) | Crayons or Markers | Scissors | Glue | Craft | Gems |

#### WEEK 3

**LESSON MATERIALS:** | Puzzle Piece | Newspapers | Large Garbage Bags | Timer | Child's Crown | Stuffed Animals | Large Bible | Blanket | *King Josiah* Activity Page (1 per image per child) | Glue | Scissors | Crayons |

#### WEEK 4

**LESSON MATERIALS:** | Puzzle Piece | Small Brown Paper Bags (1 per child) | Paper Shreds or Construction Paper Strips (red, yellow, and brown) | Buttons | Googly Eyes | Markers | *Lion Craft* Sample Page | Index Cards | Music |

# SOLOMON BECOMES KING

## BIBLE PASSAGE

1 Kings 3:5-15

## BIG IDEA

God is Holy

## FOCUS VERSE

"I have set you apart from other people. So you must be holy to me. This is because I am the Lord, and I am holy." Leviticus 20:26 (ICB)

## LESSON MATERIALS

| Puzzle Piece | *Treasure* Activity Page (1 per child) | Crayons or Markers | Glue | Glitter Glue | Pom Poms or Small Gems |

## GREET — 15 MINUTES

Connection questions to ask as the children arrive:

- Do you know what a dream is? (If not, take a moment and explain.)
- Do you remember any of your dreams? Tell me about one.

## WORSHIP — 10 MINUTES

This month we continue our series on the attributes of God. It is critical that believers, even young believers, accurately understand what God is like, so we can know Him as He really is and engage with Him. This knowledge dramatically changes our spiritual life.

This unit introduces God's holiness. Because of the Fall, our sin separates us from our perfect God. However, Jesus' death and resurrection make approaching and knowing the Lord possible. This is a gift of grace! No one can earn it. The stories of King Solomon, King Josiah, and the prophet Daniel will help you teach these lessons and emphasize this month's Big Idea: God is holy.

"Holy, Holy, Holy" by Superbook is our recommended worship song for this unit. A lyrics video with hand motions is available on YouTube.

## PRAY — 5 MINUTES

**Sample Prayer:** *"Heavenly Father, You are amazing! We praise You, for You are perfect and holy. Please fill us with Your Spirit so we can know and become more like You. Amen."*

**REVIEW — 5 MINUTES****MATERIALS:** | Puzzle Piece |

**BACKGROUND:** Say, "This month, we are learning more about what God is like, especially what it means that He is holy. What do you think the word 'holy' means? [Allow for responses.] When we say God is holy, we mean there is nothing evil or bad about Him – not even the slightest bit. He is perfect. He is so amazing that we should worship Him and love Him more than anyone or anything else. Now, who would like to post our new puzzle piece?" (Choose a child to post this week's puzzle piece on the wall.)

**TRANSITION:** Say, "Let's play a game together before we read our story!"

**ENGAGE — 10 MINUTES****GAME GOAL:** To mirror the actions of the leader**HOW TO PLAY:**

1. Have the children sit across from you. Tell them to pretend they are looking at a mirror when they look at you.
2. They should do everything you do, mirroring your actions.
3. Give the children opportunities to be the leader.

**TRANSITION:** Say, "When Jesus lived on the Earth, He taught us what it looks like to be holy. Now, we read about Him in the Bible and imitate Him like we imitated [or mirrored] one another in our game."

**LEARN — 10 MINUTES**

Say, "Last month, we learned about an incredible leader named David, who loved God very much. King David wasn't perfect, but he tried to obey the Lord and help his people obey God's Word. After King David died, his son Solomon became the new king. Let's read from God's Word in 1 Kings 3:5 to learn about Solomon."

**<sup>5</sup> While he was at Gibeon, the Lord came to him [Solomon] in a dream during the night. God said, "Ask for anything you want. I will give it to you."**

Say, "Wow! What would you ask if God said you could have anything you wanted? [Allow for responses.] I loved hearing your answers! Let's keep reading to find out what Solomon wanted." Read 1 Kings 3:6-9.

**<sup>6</sup> Solomon answered, "You were very kind to your servant, my father David. He obeyed you. He was honest and lived right. And you showed great kindness to him when you allowed his son to be king after him. <sup>7</sup> Lord my God, you have allowed me to be king in my father's place. But I am like a little child. I do not have the wisdom I need to do what I must do. <sup>8</sup> I, your servant, am here among your chosen people. There are too many of them to count. <sup>9</sup> So I ask that you give me wisdom. Then I can rule the people in the right way. Then I will know the difference between right and wrong. Without wisdom, it is impossible to rule this great people of yours."**

Ask, "What did Solomon tell God he wanted? [Allow for responses.] Yes, he asked for wisdom. Did you notice why he wanted wisdom? [Allow for responses.] He wanted to be a good and righteous king, but he recognized that he needed help. He didn't know how to lead the people, so he asked God to give him wisdom. Solomon recognized that God is good and perfect, He's holy. Solomon knew he needed God's wisdom.

"Being wise is more than being smart. If we're smart, we might know a lot about something. For example, what's one of your favorite toys, sports, books, etc. [Allow kids to respond.] You guys probably know a lot about those things. If we know a lot about these things [name something specific one of the kids mentioned), we would consider you smart about that subject. But that's not what Solomon was asking God for. He was asking God to make him wise.

"Wisdom tells you what is right or wrong. So, if you are wise, you know how to obey God. Obeying God and following the Holy Spirit is what Solomon wanted God to show him how to do the right thing. For example, if you want to take your friend's toy away from them so you can play with it, but you choose to be kind and wait your turn instead, that is being wise. Let's keep reading." Read 1 Kings 3:10-15.

**<sup>10</sup> The Lord was pleased that Solomon had asked him for this. <sup>11</sup> So God said to him, "You did not ask for a long life. And you did not ask for riches for yourself. You did not ask for death of your enemies. Since you asked for wisdom to make the right decisions, <sup>12</sup> I will give you what you asked. I will give you wisdom and understanding. Your wisdom will be greater than anyone has had in the past. And there will never be anyone in the future like you. <sup>13</sup> Also, I will give you what you did not ask for. You will have riches and honor. During your life no other king will be as great as you. <sup>14</sup> I will ask you to follow me and obey my laws and commands. Do this as your father David did. If you do, I will also give you a long life." <sup>15</sup> Then Solomon woke up. He knew that God had talked to him in the dream.**

Say, "King Solomon had a heart like his father, David. He knew that he needed God's wisdom. He didn't ask for more money or power; he asked God to help him be a holy and wise king. This made the Lord happy. God promised to help Solomon, and He also promised Solomon that he would be the most incredible and richest king of his time, even though he didn't ask for those things."

**TRANSITION:** Say, "I'm so glad that our God is perfect and holy. I'm really glad that if we ask for wisdom, He is generous and will give it to us, just like He did for Solomon."

**JOINING  
TO JESUS**

Before Jesus died on the cross, God only spoke directly to a few people (like King Solomon). Yet God's plan from the beginning was to make a way (Jesus) so that everyone could speak to God. Jesus made the sacrifice we needed to have access to our Heavenly Father. Now we, too, can talk with God and enjoy Him forever.

## DISCUSS — 10 MINUTES

Say, "Today's lesson was amazing! Let's talk about it together."

### 1. Who did God visit in a dream?

Response: King Solomon

### 2. What did Solomon ask God to give him?

Response: He asked for wisdom to be a good king.

### 3. What are some things God promised Solomon if he remained faithful?

Response: God promised Solomon a long life, riches, and that he would be the greatest king of his time.

### 4. What does it mean to be holy?

Response: We cannot be perfectly holy like God, but all believers are called to live holy lives. That means we are to live differently (set apart) than those who do not follow Jesus. We are to put God first, obey His commands, and grow in love for Him.

### 5. What did you learn about God in today's lesson?

Response: **God is holy.** God commands His people (including us) to live holy lives. God loves us. God wants us to love Him and others.

**TRANSITION:** Say, "Great discussion! Let's work on a craft to help us remember that **God is holy.**"

## RESPOND — 15 MINUTES

**MATERIALS:** | *Treasure Activity Page* (1 per child) | Crayons or Markers | Glue | Glittery Paper | Pom Poms or Small Gems |

Say, "When Solomon asked for wisdom before anything else [riches, etc.], it showed us that he treasured wisdom more than gold. It showed that he wanted to honor and follow God, more than anything else, because **God is Holy.**"

### INSTRUCTIONS:

1. Give each student a *Treasure Activity Page*.
2. Allow the children to color and decorate the treasure box with craft materials.

**TRANSITION:** "Wow! You guys did an amazing job decorating your treasure boxes. Take this home and remember how Solomon could have asked God for anything, but he chose wisdom." Read and discuss the verse on the treasure box.

## MEMORIZE — 5 MINUTES



THE HAND MOTIONS FOR THIS MONTH'S FOCUS VERSE USE SIGN LANGUAGE FOR THE WORD "HOLY" AND "LORD." WE RECOMMEND SEARCHING ONLINE FOR A VISUAL OF EACH SIGN BEFORE TEACHING THIS UNIT.

Say, "This month, our Focus Verse reminds us that God is holy and commands us to live holy lives. I will read the words first, and then we will say the verse and practice the hand motions together."

**I** [Point to the sky] **have set you apart** [put your fists together, and then break them apart] **from other people. So you** [Point to each other.] **must be holy** [See Teaching Tip for sign language] **to me** [Point to the sky.] **This is because I am the Lord** [See Teaching Tip for sign language], **and I am holy** [Use sign language].

**Leviticus 20:26 (ICB)** (hold hands out like a book)

## **REFLECT — 5 MINUTES**


Say, "Today's lesson taught us that our God is holy, and He calls us to be holy too. We can't change ourselves – only God can make us holy. However, we can worship God and pray. We can also obey Him. You aren't too young to grow in holiness, so let's ask God to help us."


**SAMPLE PRAYER:** *"Thank You, God, for who You are! You are holy, and we are grateful for Your goodness and love. Help us grow closer to You and become more like You! We need You. Amen. "*

## **RELEASE — 5 MINUTES**

If there is extra time, replay the game, finish the craft, or continue practicing the Focus Verse. As the children are dismissed, remind them that **God is holy**, and give their parents (or guardians) a copy of the monthly Parent Guide (downloadable).







WISDOM IS BETTER THAN GOLD

PROVERBS 16:16

# KING SOLOMON BUILDS THE TEMPLE

## BIBLE PASSAGE

1 Kings 8:1-61

## BIG IDEA

God is Holy

## FOCUS VERSE

"I have set you apart from other people. So you must be holy to me. This is because I am the Lord, and I am holy." Leviticus 20:26 (ICB)

## LESSON MATERIALS

| Puzzle Piece | Stackable Building Blocks or Cubes | Posterboards | Markers |  
*Ark of the Covenant* Coloring Page | *King Solomon's Temple* Activity Pages |  
Crayons or Markers | Scissors | Glue | Craft | Gems |

## GREET — 15 MINUTES

Connection questions to ask as the children arrive:

- Would you rather live in a giant treehouse or a castle? Why?
- What is your favorite room in your home? Why?

## WORSHIP — 10 MINUTES

Say, "This month, we are learning that **God is holy**. In the Old Testament, only the high priest could meet with God, and he could only do that once a year. When can you talk to God? [Allow responses.] Yes! You can talk to God anytime and anywhere. That is an AMAZING gift!" Remind the students of the precious blessing we have because of Jesus.

"Holy, Holy, Holy" by Superbook is our recommended worship song for this unit. "The Blessing" by Arise Kids is also an excellent fit for today's lesson. Lyric videos with hand motions are available on YouTube for both songs.

## PRAY — 5 MINUTES

**SAMPLE PRAYER:** *"We praise You, God, for You are holy and good. Thank You for drawing near to us and letting us experience Your holy presence. Help us to live in a way that honors and glorifies You. Amen."*

## REVIEW — 5 MINUTES

**MATERIALS:** | Puzzle Piece |

**BACKGROUND:** Say, "This month, we are learning something new about God. Does anyone know what that is? [Allow for responses.] Yes! We are learning that **God is holy**. Who can help us remember what that means? [Allow for answers.] Yes! When we say God is holy, we mean there is nothing evil or bad in Him – not even the slightest bit. He is perfect.

"Last week we learned about Solomon, who became king and asked God to help him be a good leader. He wanted to honor and obey God. Today we'll hear more about Solomon.

"Before we get too far, though, we need to post this week's puzzle piece. What does our puzzle piece do for us? Yes! It reminds us that all the little stories we hear each week are pieces of God's BIG story about how our holy God rescued His people." Choose a volunteer to post this week's puzzle piece.

**TRANSITION:** Say, "Let's play a game before we read our story!"

## ENGAGE — 10 MINUTES

**MATERIALS:** | Stackable Building Blocks or Cubes | Posterboards (1 for every two children) | Markers |



ON EACH POSTER, WRITE THE NUMBERS 1-9. CIRCLE EACH NUMBER TO DESIGNATE A BUILDING "PLOT" FOR THEIR TOWERS. YOU WILL NEED ONE POSTER FOR EVERY TWO CHILDREN.

Say, "Today, we will work together to build a town of towers. Are you ready?"

**GAME GOAL:** To build towers that match the numbers on their poster

### HOW TO PLAY:

1. Pair the children.
2. Provide each pair with a poster (see Material Prep) and building blocks or cubes.
3. Explain that they will build a town of towers on their poster board. Together, the children will build towers based on the number in each circle. For example, in the "plot" that has #8 in it, the children will build a tower with eight blocks. Assist as needed.

**TRANSITION:** Say, "Wow! You guys were great builders, just like King Solomon!"

## LEARN — 15 MINUTES

**MATERIALS:** | Ark of the Covenant Coloring Page (1 per child) | Crayons |



CONSIDER USING A 3D MODEL OF THE ARK OF THE COVENANT INSTEAD OF THE COLORING PAGES. YOU CAN FIND VARIOUS OPTIONS ONLINE.

Say, "Today, we are learning more about King Solomon and how he built a temple for God. Long before Solomon lived, God told another man, Moses, to create a special chest called the Ark of the Covenant. [Give each child an Ark of the Covenant coloring page.] The Ark of the Covenant contained the Ten

Commandments. [Don't forget to describe what the Ten Commandments are.] It was also where God's presence stayed with the people, so it was holy! The 10 Commandments reminded the people that they should obey God and live holy lives.

"Solomon wanted to honor God by building a temple so the Ark could stay in a beautiful place. Solomon followed God's plans for the temple, which took him seven years to make! That's longer than you have been alive! Today's story begins right after Solomon finished the Temple." Read 1 Kings 8:1, 6-13.

**<sup>1</sup>Then King Solomon called for all the leaders of Israel to come to him in Jerusalem. He called for the elders, the heads of the tribes and the leaders of the families... <sup>6</sup>Then the priests put the Ark of the Covenant with the Lord in its right place. This was inside the Most Holy Place in the Temple... <sup>10</sup>When the priests left the Holy Place, the cloud filled the Temple of the Lord. <sup>11</sup>The priests could not continue their work. This was because the Temple was filled with the glory of the Lord. <sup>12</sup>Then Solomon said, "The Lord said he would live in a dark cloud. <sup>13</sup>Lord, I have truly built a wonderful Temple for you. It is a place for you to live forever."**

Ask, "Did you hear what happened after they put the Ark of the Covenant in the Temple? [Allow for responses.] Yes! A cloud filled the space inside the Temple so the priests couldn't see to do their work. I wonder what it would have been like to be there when the cloud, full of God's presence, was inside the Temple? [Allow the children to wonder at this miracle.] It would have been amazing, right?"

After the cloud filled the Temple, Solomon stood before all the people. He praised God, and then, he prayed..." Read 1 Kings 8:55-60.

**<sup>55</sup>Then, in a loud voice, he blessed all the people of Israel. Solomon said: <sup>56</sup>"Praise the Lord! He promised he would give rest to his people Israel. And he has given us rest! The Lord has kept all the good promises he gave through his servant Moses.**

**<sup>57</sup>I ask that the Lord our God be with us. May he be with us as he was with our ancestors. May he never leave us. <sup>58</sup>May he cause us to turn to him and follow him. May we obey all the laws and commands he gave our ancestors. <sup>59</sup>I ask that the Lord our God always remember this prayer. I pray that he will help his servant and his people Israel. I pray he will help us every day as we need it. <sup>60</sup>Then all the people of the world will know the Lord is the only true God. <sup>61</sup>So you must fully obey the Lord our God. You must follow all his**

Ask, "What did Solomon ask God in his prayer?" Allow for responses, and reread the passage if needed.

Have the children flip their coloring pages to the blank side. Make the crayons available, and ask them to draw a picture of a beautiful temple (like the one Solomon built) and show God's presence inside it. Please encourage them to use their imagination. Give the kids an opportunity to share their creations with the group.

Say, "The day after Solomon dedicated the temple to the Lord, God promised that His presence would stay in the temple as long as King Solomon and the people followed Him. He warned Solomon that if he or the people worshiped other gods or disobeyed, their enemies would attack them, and the temple would

be destroyed.

"Sadly, after several years Solomon ignored God's warning and began worshiping idols. Many people followed his bad example. They forgot that **God is holy**. As He said, the beautiful temple and everything in it was eventually destroyed."

**TRANSITION:** Say, "Although this may seem like a bad ending, there is more to the story! Next week, we will see how God remains faithful to His people even when they disobey Him."

## JOINING TO JESUS

When Jesus died on the cross, the thick curtain in the temple (later rebuilt) was ripped from top to bottom. This curtain had previously separated the Most Holy Place (where the Art of the Covenant was) from the rest of the building. No person did this; God did it! This heavy curtain was a physical barrier (division) representing the spiritual separation between God and people. But the barrier was removed when the curtain was torn at Jesus' death. Jesus' work on the cross grants us access to God's holy presence!

### DISCUSS — 10 MINUTES

**1. What did King Solomon build for God?**

Response: A Temple for God's presence

**2. How long did it take to build God's temple?**

Response: Seven years

**3. How did God's presence enter the temple?**

Response: As a thick cloud

**4. What was the only thing God required of his people?**

Response: They were to love Him and obey His holy commands

**5. Did King Solomon and the people of Israel keep their promise?**

Response: No, they disobeyed and worshiped other gods.

**6. What did you learn about God in today's lesson?**

Response: **God is holy**. God keeps His promises. God is faithful. God commands us to obey Him, etc.

**TRANSITION:** Say, "Awesome discussion! Let's work on a craft to help us remember that **God is holy!**"

### RESPOND — 15 MINUTES

**MATERIALS:** | *King Solomon's Temple* Activity Pages (1 set per child) | Crayons or Markers | Scissors | Glue | Craft Gems |



CREATE A SAMPLE OF THE CRAFT BEFORE THE CHILDREN ARRIVE. ALSO, BE PREPARED TO HELP THE CHILDREN CONSTRUCT THEIR TEMPLES.

Say, "Solomon built a beautiful temple for the Lord. Now, you'll get a chance to create your own mini temples. Let's get started!"

### INSTRUCTIONS:

1. Give each student the two King Solomon's Temple activity pages. Color and cut them out.
2. Add craft gems for embellishment.
3. Finally, glue the temple pieces together to form a 3D model of Solomon's temple.

**TRANSITION:** Say, "Wow! You guys created beautiful temples! Take them home and remember that God doesn't live in buildings anymore; now, He wants to live in your heart."

## MEMORIZE — 5 MINUTES



THE HAND MOTIONS FOR THIS MONTH'S FOCUS VERSE USE SIGN LANGUAGE FOR THE WORD "HOLY" AND "LORD." WE RECOMMEND SEARCHING ONLINE FOR A VISUAL OF EACH SIGN BEFORE TEACHING THIS UNIT.

Say, "This month's verse reminds us that God is holy and that He can help us live holy lives. Now, I will read our verse, and then let's say it together."

**I** [Point to the sky] **have set you apart** [put your fists together, and then break them apart] **from other people. So you** [Point to each other.] **must be holy** [See Teaching Tip for sign language] **to me** [Point to the sky.] **This is because I am the Lord** [See Teaching Tip for sign language], **and I am holy** [Use sign language].

**Leviticus 20:26 (ICB)** (hold hands out like a book)

**CHALLENGE:** Practice the memory verse with a game of "Who Is It?" Call out different scenarios that apply to several children. For example, "Who is wearing red?" or "Who has a brother?" Each time a scenario is called, all the children who fit that description will stand together and say the verse.


## REFLECT — 5 MINUTES

Say, "Today, we learned how King Solomon built a temple for the Lord. God doesn't expect us to make him a temple, but He does want to live in our hearts. Let's show God how grateful we are for His love!"

**SAMPLE PRAYER:** "Thank You, God, for loving us and keeping Your promises. Help us create a dwelling place for You in our hearts, and please make us holy like Your Son. Amen."

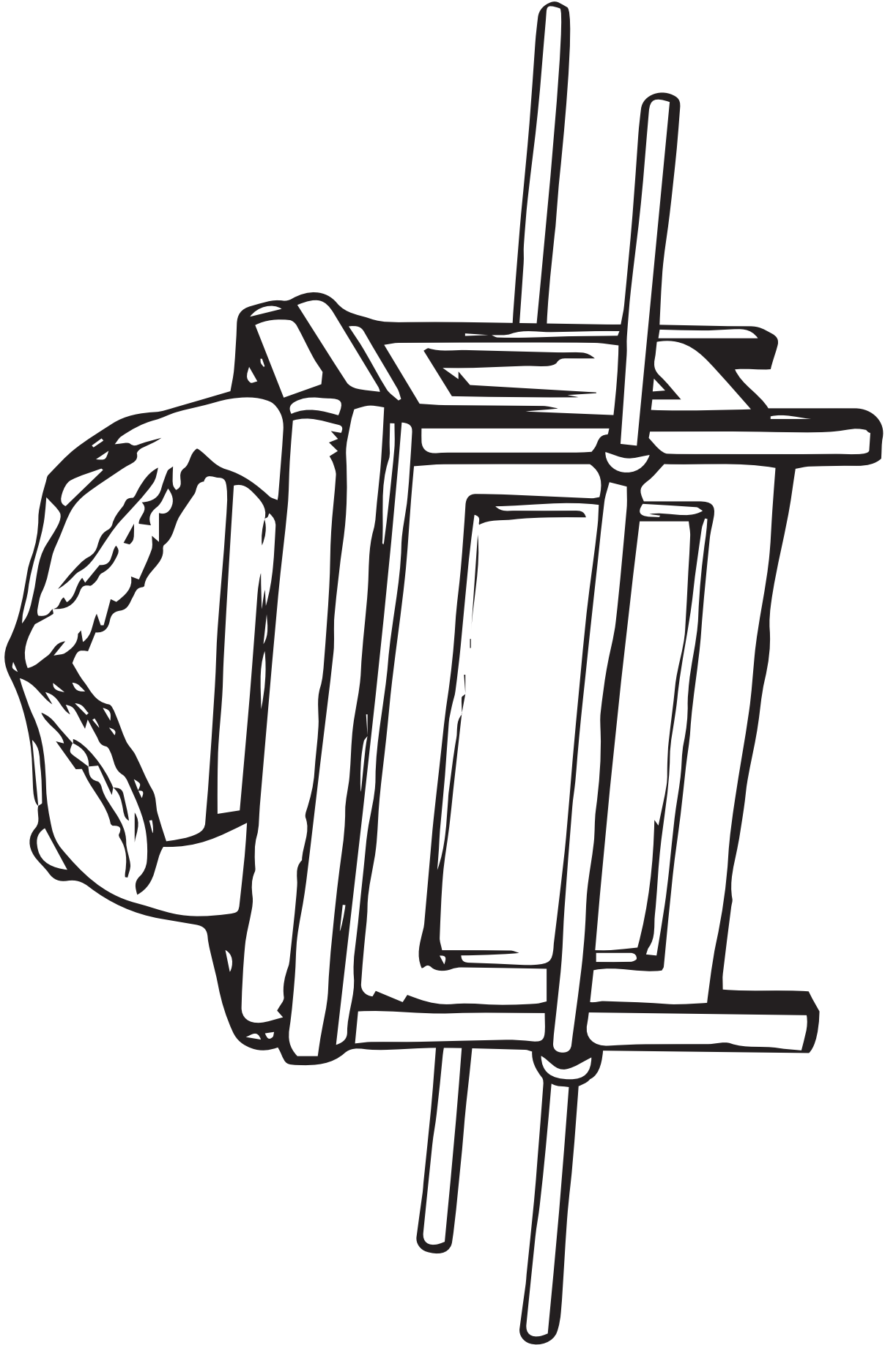
## RELEASE —

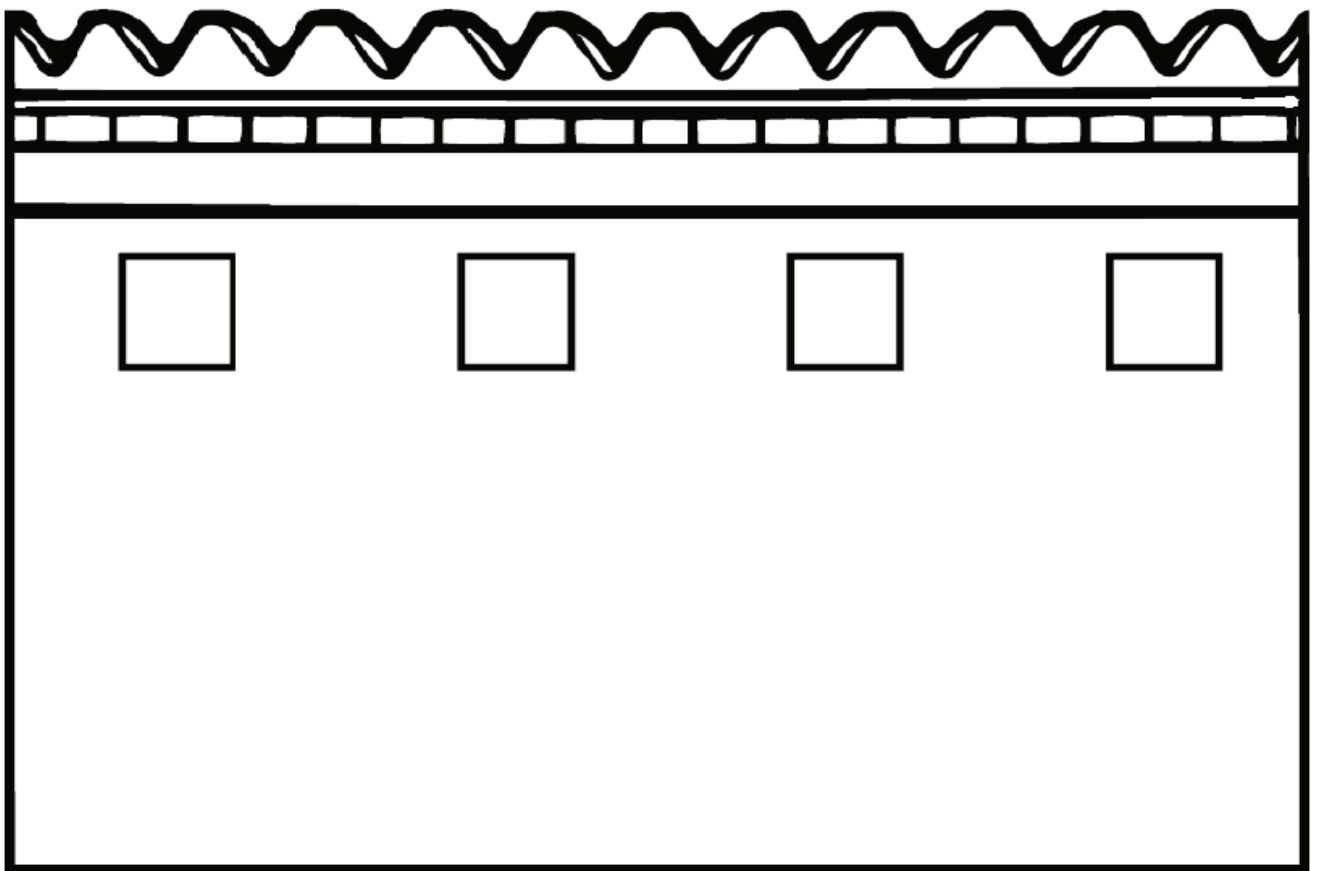
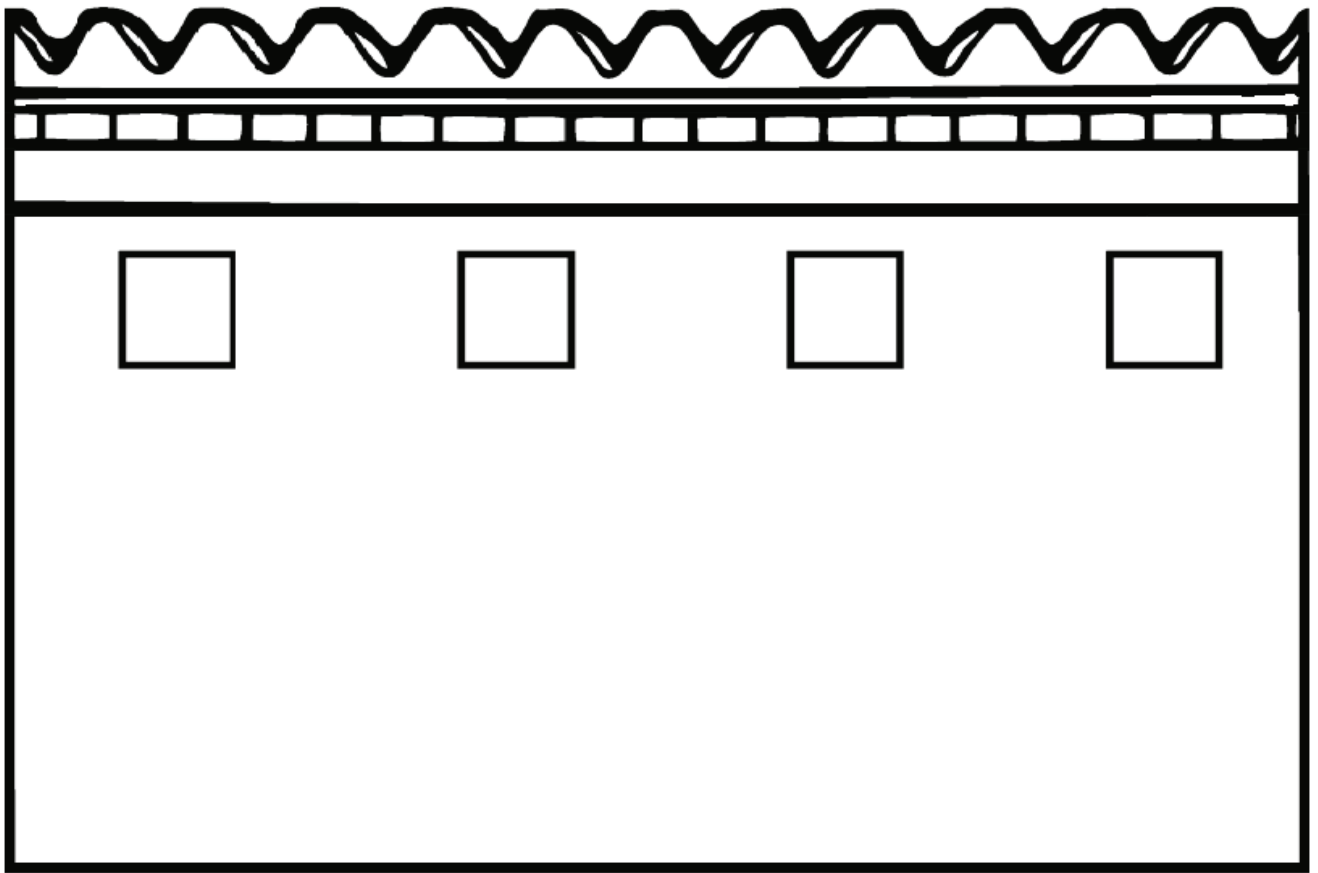
If there is extra time, replay the game, finish the craft, or continue practicing the Focus Verse.






# THE ARK OF THE COVENANT







# KING JOSIAH FOLLOWS GOD

## BIBLE PASSAGE

2 Chronicles 34:1-33; 2 Kings 23:25

## BIG IDEA

God is Holy

## FOCUS VERSE

I have set you apart from other people. So you must be holy to me.  
This is because I am the Lord, and I am holy. Leviticus 20:26 (ICB)

## LESSON MATERIALS

| Puzzle Piece | Newspapers | Large Garbage Bags | Timer | Child's Crown | Stuffed Animals |  
Large Bible | Blanket | *King Josiah* Activity Page | Glue | Scissors | Crayons |

## GREET — 15 MINUTES

Connection questions to ask as the children arrive:

- What would you do if you were in charge for a day?
- Who would make a better king, an adult or a child? Why?

## WORSHIP — 10 MINUTES

Say, "This month, we are learning that God is holy. In today's lesson, we'll learn about an eight-year-old king, about your age, who led a whole country to God. I can't wait for you to hear this story. First, though, let's worship God with our voices!"

"Holy, Holy, Holy" by Superbook is our recommended worship song for this unit. You can also use "In Christ Alone" by PCBC Kids or other songs that encourage repentance and reliance on Christ.

## PRAY — 5 MINUTES

**SAMPLE PRAYER:** "Heavenly Father, we worship You because You never break Your promises. Help us follow You, and please forgive us when we do not. Thank You for always forgiving us and welcoming us back to Your family. Amen. "

## REVIEW — 5 MINUTES

**MATERIALS:** | Puzzle Piece |

**BACKGROUND:** Say, "Our lessons this month tell us that **God is holy**. [Remind the children that this means God is different from us. He has never sinned. He is perfect.] In the past two weeks, we heard how King

Solomon loved God. This week we will learn about another king named Josiah. Josiah became king when he was only eight years old! He did a brave thing and helped his people return to God! We'll learn more about that soon, but first, we need someone to add today's puzzle piece to the wall."



KEEP A JAR OF POPSICLE STICKS IN YOUR CLASSROOM. WRITE EACH CHILD'S NAME ON A STICK SO YOU CAN DRAW A POPSICLE STICK WHEN YOU NEED TO CHOOSE A RANDOM STUDENT (I.E., POSTING THE WEEKLY PUZZLE PIECE, PASSING OUT CRAFT SUPPLIES, ETC.). DON'T FORGET TO WRITE VISITING CHILDREN'S NAMES ON STICKS SO THEY CAN PARTICIPATE TOO!

**TRANSITION:** Say, "Let's play a game together before we read our story!"

## ENGAGE — 15 MINUTES

**MATERIALS:** | Newspapers (3-4 per class) | Large Garbage Bags (1-2 per class) | Timer |

**GAME GOAL:** To be the team with the fastest clean-up time

### HOW TO PLAY:

1. Crumple pages of newspapers and scatter them all over the meeting room.
2. Divide the students into two groups.
3. For each round, one team will work together to clean up and put the paper into the garbage bag while they are being timed.
4. The team with the fastest time is the winner.

**TRANSITION:** Say, "Great job cleaning the room! Today we will learn about a group of people who had a different kind of cleaning project. Let's get ready to hear God's Word!"

## LEARN — 15 MINUTES

**MATERIALS:** | Child's Crown | Stuffed Animals | Large Bible | Blanket |



AS YOU TEACH TODAY'S STORY, RECRUIT VOLUNTEERS TO ACT IT OUT. WE WILL INCLUDE ACTING NOTES IN ITALICS THROUGHOUT TODAY'S LEARN. TO SET THE STAGE, PLACE THE STUFFED ANIMALS (REPRESENTING IDOLS) ON ONE SIDE OF THE "STAGE." PUT THE BIBLE ON A TABLE, AND COVER IT WITH A BLANKET.

Say, "Today, we will read about a boy king named Josiah. He became king long after King Solomon."  
*Choose someone to be Josiah. Place a crown on his head.*

"If you were here last week, you may remember that at the end of the story, God's people had stopped following Him. They disobeyed the Lord and started worshiping idols. [Explain what an idol is.] Now their lives were hard, and they were unhappy." *Choose three children to represent God's people. Place the stuffed animals in front of them and have them bow to the toys.*

"When Josiah became king, he had to choose between being a good king who followed God or a bad king who disobeyed God's holy commands. Let's read from God's Word." Read 2 Chronicles 34:1-15.

**<sup>1</sup> Josiah was eight years old when he became king. He ruled 31 years in Jerusalem. <sup>2</sup> He did what the Lord said was right. He did good things as his ancestor David had done. Josiah did not stop doing what was right. <sup>3</sup> In his eighth year as king, Josiah began to obey the God his ancestor David had followed. This was while Josiah was still young. In his twelfth year as king, Josiah began to remove the false gods from Judah and Jerusalem. He destroyed the places for worshiping false gods. <sup>4</sup> The people tore down the altars for the Baal gods as Josiah directed...**

**<sup>14</sup> ...As they were doing this, Hilkiah the priest found the Book of the Lord's Teachings. These teachings had been given through Moses. <sup>15</sup> Hilkiah said to Shaphan the royal assistant, "I've found the Book of the Teachings. It was in the Temple of the Lord!" He**

Ask, "Wow! What do you think of Josiah, the boy king? [Allow for responses] He was quite the leader, wasn't he? Don't forget, Josiah was only eight years old when he became king! Thankfully, he was a good king who helped the people obey God. Josiah understood that God is holy and followed God's commands. He destroyed the idols." *Have Josiah take the stuffed animals and put them outside the room.*

"While this was happening, God's holy law book was found!" *Have another child pretend to look around and find the Bible (under the blanket). Ask the child to hold the Bible high over their head so everyone can see it.*

Ask, "Why do you think God's holy book had been buried? [Allow for responses.] The evil kings ignored God, threw His book away, and forgot about it. That's terrible, isn't it? Next, Josiah went to the Temple and began reading God's book to the people." *Josiah should take the Bible, stand before all the children, and pretend to read it. All the children can participate by acting like God's people.*

"In front of all the people, Josiah promised to love and obey God. Josiah was a brave and good leader. So, he also made His people agree to follow God." *Have all the children get on their knees and put their hands together as if they are praying. Everyone can take their seats for the remainder of the story.*

Read 2 Chronicles 34:33.

**<sup>33</sup> And Josiah threw out the hated idols... He led everyone in Israel to serve the Lord their God. While Josiah lived, the people obeyed the Lord, the God their ancestors obeyed.**

Read 2 Kings 23:25.

**<sup>25</sup> There was no king like Josiah before or after him. He obeyed the Lord with all his heart, soul and strength. He followed all the Teachings of Moses.**

**TRANSITION:** Say, "Josiah loved God so much, and he was young when he started following God. The

Bible says there was never another king like him! I hope today's story will remind you that you can love and follow Jesus no matter how little or young you are.

## JOINING TO JESUS

Josiah was Israel's last good king and possibly the best one they ever had. Because of his leadership, Judah's destruction was delayed. Unfortunately, after he died, an evil king took his place, the people turned their backs on the Lord, and eventually, their enemies took them captive. Even a king as faithful as Josiah can only help his people while on the throne. However, he points us to Jesus. Because of Christ, God's kingdom will never be destroyed. Jesus is the perfect and eternal King.

### DISCUSS — 10 MINUTES

**1. How old was Josiah when he became king?**

Response: Eight years old

**2. What kind of king was Josiah?**

Response: Answers will vary. (Give the children an opportunity to describe Josiah in their own words.)

**3. What did King Josiah do?**

Response: He destroyed the idols and restored God's Temple

**4. What did they find in the temple?**

Response: God's book of holy commands

**5. What did Josiah do when they found the book?**

Response: He read it to the people and promised to help them start obeying God.

**6. What have you learned about God today?**

Response: **God is holy.** God keeps His promises. God forgives. God loves His people.

**TRANSITION:** Say, "That was a great discussion! Let's work on a craft to help us remember today's lesson!"

### RESPOND — 15 MINUTES

**MATERIALS:** | *King Josiah* Activity Page (1 image per child) | Glue | Scissors | Crayons |

Say, "When Josiah was king, books looked different than ours today. For example, the paper was often rolled up like a scroll. [Roll paper to show the children an example.] Now, let's create a picture of a very happy Josiah holding God's book."

#### INSTRUCTIONS:

1. Give each child a *King Josiah* Activity Page. Have everyone color Josiah.
2. Assist the children in cutting out the Josiah image and the rectangle. (You may want to pre-cut all of these before class.)
3. Show the children how to roll up the "scroll."
4. Glue one end of the scroll on the Josiah image as directed.

**TRANSITION:** Say, "Wow! You did a great job on your craft. I hope you'll show your family what God's book looked like when it was a scroll! Now, let's practice this month's memory verse."

### MEMORIZE — 5 MINUTES

Say, "Each month, we memorize a verse from God's Word to remind us of God's important truth. This time we want to remember that **God is holy**, so we are learning Leviticus 20:26. Let's practice it together."



THE HAND MOTIONS FOR THIS MONTH'S FOCUS VERSE USE SIGN LANGUAGE FOR THE WORD "HOLY" AND "LORD." WE RECOMMEND SEARCHING ONLINE FOR A VISUAL OF EACH SIGN BEFORE TEACHING THIS UNIT.

**I** [Point to the sky] **have set you apart** [put your fists together, and then break them apart] **from other people. So you** [Point to each other.] **must be holy** [See Teaching Tip for sign language] **to me** [Point to the sky.] **This is because I am the Lord** [See Teaching Tip for sign language], **and I am holy** [Use sign language].

**Leviticus 20:26 (ICB)** (hold hands out like a book)

### REFLECT — 5 MINUTES

Say, "I wonder why God wants us to know He is holy? Does it matter that we know this about Him?" Allow the children to consider these questions out loud for a few minutes.


Say, "There are many reasons that we need to know **God is holy**, but one is that we need to know He isn't like us. Because He is holy and perfect, we worship Him and no one else. Let's thank Him for that now."

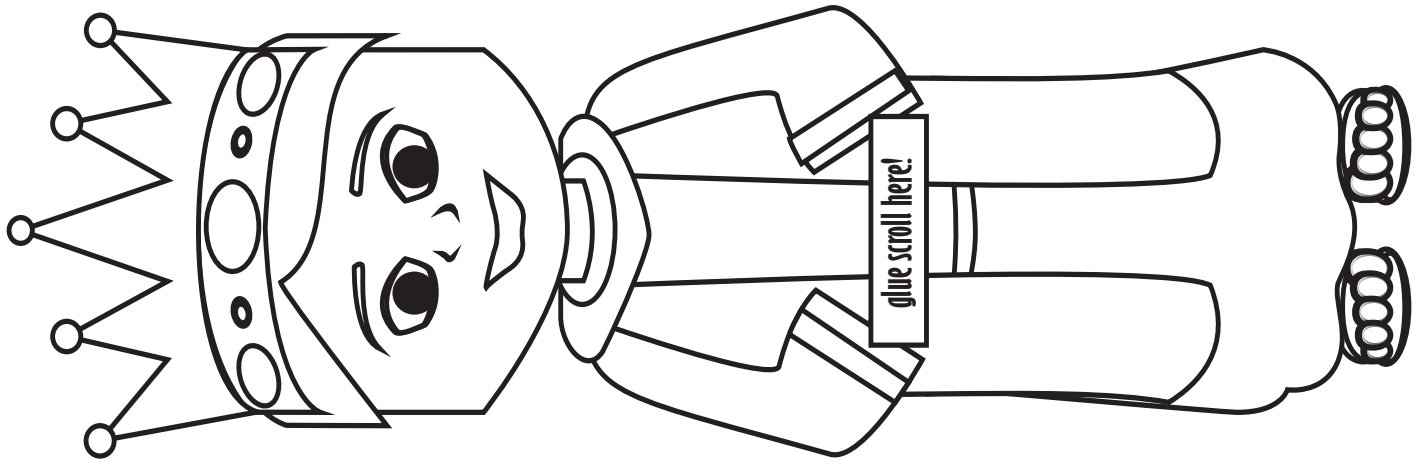
**SAMPLE PRAYER:** "God, thank You for being faithful to us. You are holy, and You keep Your promises. Help us remember King Josiah, who bravely followed you and led others to do the same. Most importantly, though, make us like Your holy Son. We love You! Amen."

### RELEASE —

If there is extra time, replay the ENGAGE game or another favorite classroom game.

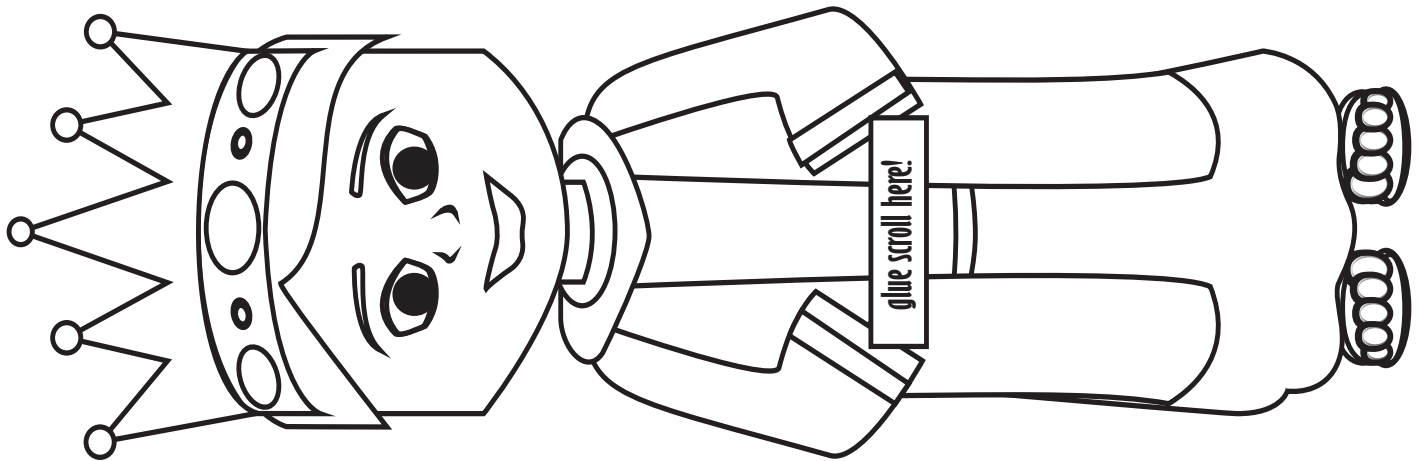






scroll

I have set you apart from other people. So you must be holy to me. This is because I am the Lord, and I am holy. Leviticus 20:26



scroll

I have set you apart from other people. So you must be holy to me. This is because I am the Lord, and I am holy. Leviticus 20:26

# DANIEL FACES THE LIONS' DEN

## ]**BIBLE PASSAGE**

Daniel 6

## **BIG IDEA**

God is Holy

## **FOCUS VERSE**

I have set you apart from other people. So you must be holy to me.  
This is because I am the Lord, and I am holy. Leviticus 20:26 (ICB)

## **LESSON MATERIALS**

| Puzzle Piece | Small Brown Paper Bags | Paper Shreds or Construction Paper Strips (red, yellow, and brown) | Buttons | Googly Eyes | Markers | *Lion Craft* Sample Page | Index Cards | Music |

## **GREET — 15 MINUTES**

Connection questions to ask as the children arrive:

- If you could eat only one fruit for the rest of your life, which would you choose?
- What zoo animal would you like to have as a pet?

## **WORSHIP — 10 MINUTES**

Say, "Who can tell me what special thing we've been learning about God this month? [Allow for responses.] Yes! **God is holy**. That's our Big Idea.

"God will never stop being holy because He never changes; He will always be the way He is now. This comforts us because we know He will never stop being good or loving us. Worship is our chance to thank God for who He is and will always be."

"Holy, Holy, Holy" by Superbook is our recommended worship song for this unit. In addition, "King of Me" by YoYo's Actions is a great compliment to today's lesson.

## **PRAY — 5 MINUTES**

**Sample Prayer:** "God, we are so thankful that You never change. We can trust You because You will always love us. We praise You for Your perfect holiness. Please help us love You more every day. Amen."

## **REVIEW — 5 MINUTES**

**MATERIALS:** | Puzzle Piece |

**BACKGROUND:** Say, "Today is our last lesson in this series. Who can tell me, one more time, what this month's Big Idea is? [Allow for responses.] Yes! **God is holy**. Today we will learn about a man named Daniel. Israel's enemies had captured him, and now he lived far from home. We will see how he faithfully prayed and worshiped God, even when his enemies wanted him to stop. We will also learn how God helped Daniel be brave even in a very scary time."

**TRANSITION:** Say, "Let's play a game to help us get ready for today's lesson. Children in Kenya play this game. It's called, "What is the time, Mr. Lion?"

## ENGAGE — 10 MINUTES

**MATERIALS:** This game requires a large space. If possible, play outside.

**GAME GOAL:** To escape being caught by "the lion"

### HOW TO PLAY:

1. One student or the teacher is assigned the part of "the lion." The other students line horizontally on the opposite side of the room or play area.
2. The students will say together, "What is the time, Mr/Ms. Lion?" The "lion" will respond with a time on the hour, and the line of students take that same number of steps toward the lion. For example, if the "lion" says 5 o'clock, all the students must take five steps forward.
3. At some point during the round, the "lion" needs to answer with "lunchtime" as a response to the other students. When this happens, all the students try to rush back to the starting line without getting caught (tagged) by the lion.
4. The last student to escape the lion is the winner.



IF THE CHILDREN HAVE DIFFICULTY COMING UP WITH A NUMBER FROM 1-12, YOU CAN WHISPER ONE IN THEIR EAR.

**TRANSITION:** Say, "Great job escaping the lion! It's not an easy task, is it? In today's lesson, we will see how God helps Daniel escape from real lions! Let's read our story and learn more!"

## LEARN — 15 MINUTES

Say, "Today, we are learning about a man named Daniel. Daniel was taken from his home and now had to live in a city called Babylon. The Babylonians were enemies of Israel. They attacked Jerusalem, burned their temple, destroyed the city, and forced many people like Daniel to leave their homes.

"Daniel loved God very much, and he prayed to Him everyday. Even when his friends were afraid to, Daniel prayed and worshiped God. When Daniel first arrived in Babylon, he was chosen to live in the king's house and be a leader. The king treated those leaders like Daniel well and even let them eat his food. However, Daniel saw that the Babylonians ate and drank things God told them not to eat. So, he asked for permission to eat only vegetables and to drink only water instead.

"Although Daniel had many reasons to disobey, he didn't. The king liked Daniel, and he kept making him more important, but that's when others started getting jealous of him." Pause to ensure the children understand what "jealous" means. You could say that when we are jealous, we get angry when others get what we want. Then, provide examples. You could even ask the children if they have ever felt jealous.

Say, "When people got jealous of Daniel, they decided to try and get him in trouble with the king. But Daniel never did anything wrong, so they couldn't tell on him. He worked hard and never tried to steal anything from the king. So the bad men decided they would get the king to make a new law that no one could pray to anyone except him, and if they were caught praying, they would be thrown into a pit full of hungry lions! Oh no! Daniel loves God more than anyone else. Let's see what happens next." Read Daniel 6:10-23.

**<sup>10</sup> When Daniel heard that the new law had been written, he went to his house. He went to his upstairs room. The windows of that room opened toward Jerusalem. Three times each day Daniel got down on his knees and prayed. He prayed and thanked God, just as he always had done...<sup>13</sup> Then those men spoke to the king. They said, "Daniel is one of the captives from Judah. And he is not paying attention to the law you wrote. Daniel still prays to his God three times every day."<sup>14</sup> The king became very upset when he heard this...**

**<sup>16</sup> So King Darius gave the order. They brought Daniel and threw him into the lions' den. The king said to Daniel, "May the God you serve all the time save you!"**

**...<sup>19</sup> The next morning King Darius got up at dawn. He hurried to the lions' den. <sup>20</sup> As he came near the den, he was worried. He called out to Daniel. He said, "Daniel, servant of the living God! Has your God that you always worship been able to save you from the lions?" <sup>21</sup> Daniel answered, "My king, live forever! <sup>22</sup> My God sent his angel to close the lions' mouths. They have not hurt me, because my God knows I am innocent. I never did anything wrong to you, my king."**

Say, "What an incredible story! Nothing could keep Daniel from living for God, even the threat of dying in a lions' den. He trusted the Lord completely, and our all-powerful God rescued him by sending angels to shut the lions' mouths."

Ask, "What is your favorite part of today's story?" (Allow for responses, and share your own thoughts.)

## JOINING TO JESUS

Daniel points us to Jesus, who was also falsely accused by people so angry and jealous that they wanted him killed. Neither man retaliated nor defended themselves; instead, they trusted God to take care of the situation in His wisdom (1 Peter 2:23). While Daniel remains a model of faithful holiness, Jesus' surrender accomplished our salvation: "But he was wounded for the wrong things we did. He was crushed for the evil things we did. The punishment, which made us well, was given to him. And we are healed because of his wounds." - Isaiah 53:5

**TRANSITION:** Say, "Daniel trusted God by following His holy commands. He obeyed even when he was afraid. He trusted and loved God most of all."

## DISCUSS — 10 MINUTES

Say, "Let's talk about our story."

### 1. Where was Daniel living?

Response: Daniel was living in exile in Babylon.

### 2. How did Daniel honor God?

Response: He did not eat the king's food because it was against God's Law. He also prayed and worshiped God every day.

### 3. Why was Daniel in danger?

Response: The king's leaders were jealous of Daniel's success, so they got the king to pass a law that said worshiping and praying to anyone but the king would be thrown in the lions' den.

### 4. I wonder how Daniel felt when he heard the new law.

Response: Answers may vary. (Give the children an opportunity to consider the danger Daniel faced.)

### 5. Why do you think Daniel had the courage to pray to God anyway?

Response: He loved God more than anyone or anything. He also trusted God to be with him and give him the courage to follow Him.

### 6. How can you honor God in your life?

Response: Answers will vary. Encourage the children to consider how God is challenging them to follow Him even when it is difficult.

### 7. What have you learned about God from today's story?

Response: **God is holy.** God is faithful. God is worthy of our worship. God loves us.

**TRANSITION:** Say, "That was a terrific discussion, everyone! Now let's make a craft that will help us remember our lesson. We're going to make lion puppets!"

## RESPOND — 15 MINUTES

**MATERIALS:** | Small Brown Paper Bags (1 per student) | Paper Shreds or Construction Paper Strips (red, yellow, and brown) | Buttons | Googly Eyes | Markers | *Lion Craft Sample Page* |

### INSTRUCTIONS:

1. Give each student a brown bag.
2. On the rectangular bottom of the paper bag, make the lion's eyes with googly eyes, and use a button to create the nose. Draw the rest of the mouth with markers.
3. Glue the shredded paper or paper strips around the lion's face to create a mane.

**TRANSITION:** Say, "Your lion puppets look amazing! Take them home and remember how God rescued Daniel from the lions' den!"

**MEMORIZE — 5 MINUTES****MATERIALS:** | Index Cards (1 per child) | Music |

BEFORE CLASS, DRAW ONE CHRISTIAN SYMBOL ON EACH INDEX CARD BEFORE CLASS. SYMBOLS CAN INCLUDE A HEART, A DOVE, AN ANGEL, A TREE, A BIBLE, ETC. EACH SET SHOULD ALSO INCLUDE THREE CARDS WITH CROSSES ON THEM.

Say, “Daniel didn’t live like the kings’ men. He ate different food, prayed, and obeyed God’s Word. God had set Daniel ‘apart from other people.’ The same is true for us. When we follow God and honor Him, we will look different from others. It won’t always be easy, but God makes us brave, just as He did Daniel.”



THE HAND MOTIONS FOR THIS MONTH’S FOCUS VERSE USE SIGN LANGUAGE FOR THE WORD “HOLY” AND “LORD.” WE RECOMMEND SEARCHING ONLINE FOR A VISUAL OF EACH SIGN BEFORE TEACHING THIS UNIT.

**I** [Point to the sky] **have set you apart** [put your fists together, and then break them apart] **from other people. So you** [Point to each other.] **must be holy** [See Teaching Tip for sign language] **to me** [Point to the sky.] **This is because I am the Lord** [See Teaching Tip for sign language], **and I am holy** [Use sign language].

**Leviticus 20:26 (ICB)** (hold hands out like a book)

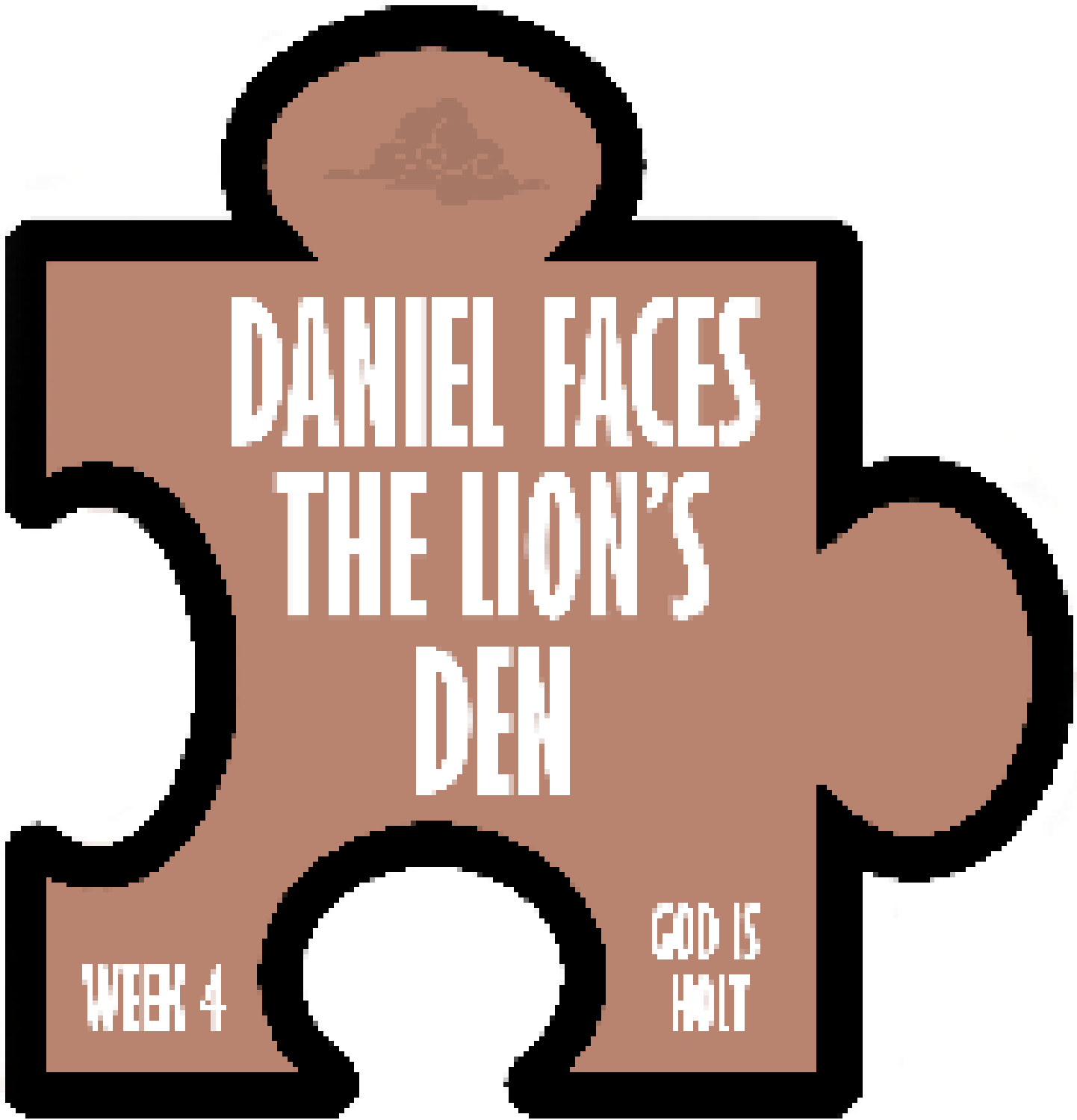
**CHALLENGE:** Play “Pass Them Round and Round” for more memory verse practice. Give each child one card (see Material Prep). If you have more cards than children, ensure the cards with crosses on them have all been given out. Then, play the music. At random moments stop the music. At that moment, whoever has the cards with crosses will stand and say the Focus Verse together. Mix up the cards and continue playing for several rounds.

**REFLECT — 5 MINUTES**

**SAMPLE PRAYER:** “Thank You, God, for being holy. Please give us the strength to live holy lives – set apart for You. Would You also help us understand how much You love us so we can trust and bravely follow You? Amen!”

**RELEASE — 5 MINUTES**

If there is extra time, replay the game, let the children play with their puppets, and sing your favorite songs from this month’s unit.



**DANIEL FACES  
THE LION'S  
DEN**

**WEEK 4**

**GOD IS  
HOLY**





# LION PUPPET CRAFT EXAMPLE