

# EASTER



# EASTER

## BIBLE PASSAGE

Gen. 3:23-24; 3:21, Isaiah 9:6-7; 53:5-6 (ICB)

## BIG IDEA

Jesus Paid it All

## FOCUS VERSE

**“The payment for sin is death. But God gives us the free gift of life forever in Christ Jesus our Lord.” Romans 6:23 (ICB)**

## LESSON MATERIALS

| Random Items | Whiteboard | Dry Erase Marker | Stickers | Paper | Tape | Bread | Green Food Coloring | Sandwich Ingredients | Toothpaste | Paper Plate | *Images* Activity Pages | *Cross* Activity Page | Markers or Crayons | Scissors | Glue Sticks | Pre-made RESPOND Activity | Rubber Ball |

## GREET — 15 MINUTES

**MATERIALS:** | Random Items (5 per class) | Whiteboard | Dry Erase Marker | Stickers |

Greet each child with the phrase, “He is Risen.” Encourage them to respond, “He is Risen, indeed.”



BEFORE THE CHILDREN ARRIVE, RECORD THE PRICE OF EACH RANDOM ITEM. THEN, DISPLAY THE ITEMS ON A TABLE NEAR A WHITEBOARD.

Once everyone has arrived, play a game of *Price is Right*. Gather the children around the table and hold up the items one at a time. Ask the children to guess how much each one costs. (Be prepared for some funny answers!) Write their names and responses on the whiteboard. The child who guesses closest to the correct price for each item wins a sticker.

## WORSHIP — 10 MINUTES

Say, “Today’s game was about finding the right price. Our focus verse is from Romans 6:23 [ICB]. It says, ‘The payment for sin is death.’ Wow! That’s a big price! But there is good news. We are so happy today because it is Easter, which reminds us that **Jesus Paid it All!**”

“The second half of our verse says, ‘But God gives us the free gift of life forever in Christ Jesus our Lord.’ Now that is worth celebrating! Let’s worship and sing about what Jesus has done for us on the Cross!”



THE FOLLOWING SONGS ARE FOUND ON YOUTUBE AND GO WELL WITH THIS WEEK'S LESSON: "STORY OF THE CROSS" BY REND CO KIDS, "CHRIST IS RISEN" BY BRENTWOOD BENSON, "JESUS PAID IT ALL" BY KEITH AND KRYSTIN GETTY, AND "FOR GOD SO LOVED THE WORLD" BY SEEDS FAMILY WORSHIP.

## PRAY – 5 MINUTES

Say, "Today is a day of celebration. Let's thank God that Jesus not only paid the price for our sins, but He conquered death!"

**SAMPLE PRAYER:** *"Heavenly Father, we are rejoicing because Jesus paid it all! Today, of all days, we celebrate our Risen Savior! Thank You for sending Your Son! We love You! In Jesus' name, Amen."*

## ENGAGE – 5 MINUTES

**MATERIALS:** | Paper (2 pieces per class) | Tape |



BEFORE CLASS, WRITE A LARGE "P" ON ONE PIECE OF PAPER. ON THE OTHER SHEET, DRAW A LARGE "I." TAPE THE SHEETS ON OPPOSITE SIDES OF THE ROOM.

### HOW TO PLAY:

1. Gather the children in the center of the classroom.
2. Explain that "possible" means that something could really happen, but "impossible" means it could not happen in real life. Then, give them an example of each, like, "A cow jumped over the moon."
3. The children should then decide if that statement is "possible" and run to the "P" side of the room or "impossible" and run to the "I" side of the room.
4. Take a moment to discuss why they chose their response.
5. Continue playing by making statements that are either possible or impossible.

Here are some examples:

#### **Possible:**

Your friend wore shoes today.  
Flowers grow in the summertime.  
Children can learn to ride a bike.  
I got wet when I jumped in the pool.  
The ant crawled into the anthill.  
The cup of coffee was steaming hot.  
Somebody loves you.

#### **Impossible:**

There is a dinosaur living in my kitchen.  
My dog told me a bedtime story last night.  
My phone hugged me.  
A family swam all the way to China.  
The frog will turn into a prince.  
An owl will have a birthday party.  
I will become an astronaut tomorrow.

**TRANSITION:** Say, "Great job playing *Possible or Impossible!* In today's lesson, we will talk about something impossible for us, but not for God! Are you ready?"

## LEARN – 15 MINUTES

**MATERIALS:** | Bread (2 slices) | Green Food Coloring | Sandwich Ingredient(s) | Toothpaste | Paper Plate | *Images Activity Pages* |



BEFORE CLASS BEGINS, COLOR AND CUT OUT THE SIX PICTURES FROM THE *IMAGES* ACTIVITY PAGES. SHOW THESE IMAGES TO THE CHILDREN AS YOU MOVE THROUGH THE LESSON POINTS. SINCE MOST OF THESE CHILDREN CANNOT READ, FOCUS ON CONNECTING THE PICTURES WITH THE STORY. ADDITIONALLY, A FEW MINUTES BEFORE CHILDREN ARRIVE, PLACE A FEW DROPS OF FOOD COLORING ON THE BREAD TO LOOK LIKE THE BREAD IS MOLDY.

Say, “Today’s Easter lesson will walk us through the story of sin, explaining why Christ died and why He is our ultimate hope.”

### SIN

Show the children the SIN image from the *Images Activity Pages* as you teach this portion of the lesson.

Say, “Way back at the beginning of time on Earth, God created a man named Adam and a woman named Eve, and He gave them a beautiful place to live called ‘The Garden of Eden.’ Everything was perfect for a while. Adam and Eve were friends with God, and He visited them every day just to talk with them. But one day, Adam and Eve disobeyed God. Disobedience against God is called sin. [Pause and give examples of sin.] Adam and Eve’s sin made God sad because they couldn’t be with Him now.” Read Genesis 3:23-24 (ICB).

**<sup>23</sup> So the Lord God forced the man out of the garden of Eden. He had to work the ground he was taken from. <sup>24</sup> God forced the man out of the garden. Then God put angels on the east side of the garden. He also put a sword of fire there. It flashed around in every direction. This kept people from getting to the tree of life.**

Say, “The man and woman had to leave the beautiful Garden. God still loved them very much, but now everything was different in a wrong, sad way.”

**OBJECT LESSON:** Bring out the “moldy” bread and sandwich ingredients. Begin to make a sandwich and then suddenly notice the “mold.” Express disgust. Say, “The ‘mold’ has ruined a perfectly good sandwich! Do you see how all it takes is just a little mold to ruin the whole thing? That’s like what happened to Adam and Eve. It only took ONE sin to ruin everything. Wow, we need God’s help to make things right again... Let’s see what happens next.”

### GRACE

Ask a child to hold up the GRACE image from the *Images Activity Pages* as you teach this part of the lesson.

Say, “When God saw that Adam and Eve were sad and ashamed, He made them clothes from animal skins.” Read Genesis 3:21 (ICB).

**<sup>21</sup> The Lord God made clothes from animal skins for the man and his wife. And so the Lord dressed them.**

Say, "This is one way that God showed them He still loved them. This was an act of grace. Grace is like getting a gift we do not deserve. [Pause and give examples of grace.] More importantly, God had a BIG plan of grace to make all things perfect between Him and His people once again."

### **PROMISE**

Ask a child to hold up the PROMISE image from the *Images* Activity Pages as you teach this next section.

Say, "Life was hard for everyone after Adam and Eve sinned. God's people couldn't talk with God like before, and their relationship with Him was still broken. No one knew how to live or what to do about their sin. They were sad and angry. Everything was a mess. They needed help.

"Eventually, God gave His people a good king named David. Life was better with King David, but even he couldn't help with the sin problem, and sometimes he made mistakes, big ones. You see, David was a good king, but he wasn't perfect. However, God had a bigger plan than David. God promised His people that He would give them a kingdom that would last forever, with a perfect King. God had not forgotten His people." Read Isaiah 9:6-7 (ICB).

**<sup>6</sup> A child will be born to us. God will give a son to us. He will be responsible for leading the people. His name will be Wonderful Counselor, Powerful God, Father Who Lives Forever, Prince of Peace. <sup>7</sup> Power and peace will be in his kingdom. It will continue to grow. He will rule as king on David's throne and over David's kingdom. He will make it strong, by ruling with goodness and fair judgment. He will rule it forever and ever. The Lord of heaven's armies will do this because of his strong love for his people.**

### **SALVATION**

Ask a child to hold up the SALVATION image from the *Images* Activity Pages as you teach this last part.

Say, "God's people continued to sin, but God was still working on His big plan. One day, God sent His perfect Son, Jesus, to be with His people and die on the Cross for them. When Jesus died, He took our sin and defeated it, making it possible for us to be forgiven." Read Isaiah 53:5-6 (ICB).

**<sup>5</sup> But he was wounded for the wrong things we did. He was crushed for the evil things we did. The punishment, which made us well, was given to him. And we are healed because of his wounds. <sup>6</sup> We all have wandered away like sheep. Each of us has gone his own way. But the Lord has put on him the punishment or all the evil we have done.**

"Now we can be friends with God again! Jesus is the King God promised! He is the forever King! He did what no one else could do. Because Jesus is God's Son, He could do the impossible! **Jesus Paid it All!**"

**OBJECT LESSON:** Squeeze some of the toothpaste onto the plate. Ask for a volunteer to put the toothpaste back into the container. Comment on the mess the toothpaste makes and how it gets even messier when we try to fix the situation. Say, "Just like this toothpaste, we can't undo the mess sin made. We needed a Savior. God loves us so much that He sent us one. He sent us His Son, Jesus."

## DISCUSS — 10 MINUTES

Say, "Thinking about how powerful sin is makes me want to thank God for sending Jesus. When He died on the cross, He took all of my sin on Him. If you've accepted Jesus as your Savior, He has done the same for you! Now, let's take a few minutes and review what we have learned."

### 1. What happened when Adam and Eve disobeyed God (sinned)?

Response: When Adam and Eve disobeyed God, their sin ruined their relationship with God.

### 2. What promise did God make to His people

Response: God promised that He would give them a kingdom that would last forever, with a perfect King.

### 3. Who is this King?

Response: Jesus is the eternal King!

### 4. Why did Jesus die on the Cross?

Response: Jesus died to pay for our sins once and for all.

### 5. Can you fix your sin problem without Jesus?

Response: No, we can't fix our sin problem. But Jesus, God's Son, died for us so our sins could be forgiven.

### 6. What have you learned about God today?

Response: **Jesus Paid it All**, God loves us, God sent His Son to be our King, Jesus died for us, etc.

## RESPOND — 10 MINUTES

**MATERIALS:** | Cross Activity Page (one per child) | Markers or Crayons | Scissors | Glue Sticks | Tape | Pre-made RESPOND Activity |

### INSTRUCTIONS:

1. Show the children your pre-made RESPOND activity as a visual for what they'll be creating. Then, use the cube to review the Gospel story you told during LEARN. Since most of these children cannot read, focus on helping them remember what each picture means.
2. Give each child a Cross Activity Page and have them color the pictures.
3. Next, instruct the children to cut out the cross. Be sure to cut around the tabs.
4. Then, have them fold the cross along the bold lines to form a cube.
5. Demonstrate and help the kids glue the tabs and use them to secure the cube in place. You can use clear tape to secure the cube if the kids have trouble gluing the tabs in place.
6. Encourage the children to practice retelling the story to one another using the cube.

## MEMORIZE — 5 MINUTES

**MATERIALS:** | Rubber Ball (1 per class) |



Say, "Today, we learned that **Jesus Paid it All** for us on the Cross. Our focus verse teaches us that Jesus had to die for our sins. Let's practice the verse with hand motions."

*"The payment for sin [cross your arms in front of you like they are chained together] is death [drop your head and your arms but keep them crossed]. But God [look upward and smile] gives us the free gift [pretend to break the chains] of life forever in Christ Jesus our Lord [touch the tip of the middle finger of your dominant hand to the palm of your non-dominant hand. Then touch the tip of the middle finger of your non-dominant hand to the palm of your dominant hand]." Romans 10:9 (hold out hands like a book)*

**CHALLENGE:** To reinforce the memory verse, sit with the children in a circle on the floor. Hold the ball in your hands, and say the first phrase of the verse, "The payment for sin...." Then pass the ball to the next child and have them say the next phrase: "...is death." Continue the pattern and repeat the activity as time allows. (Be prepared to help the children when they forget the words.)

## REFLECT — 5 MINUTES

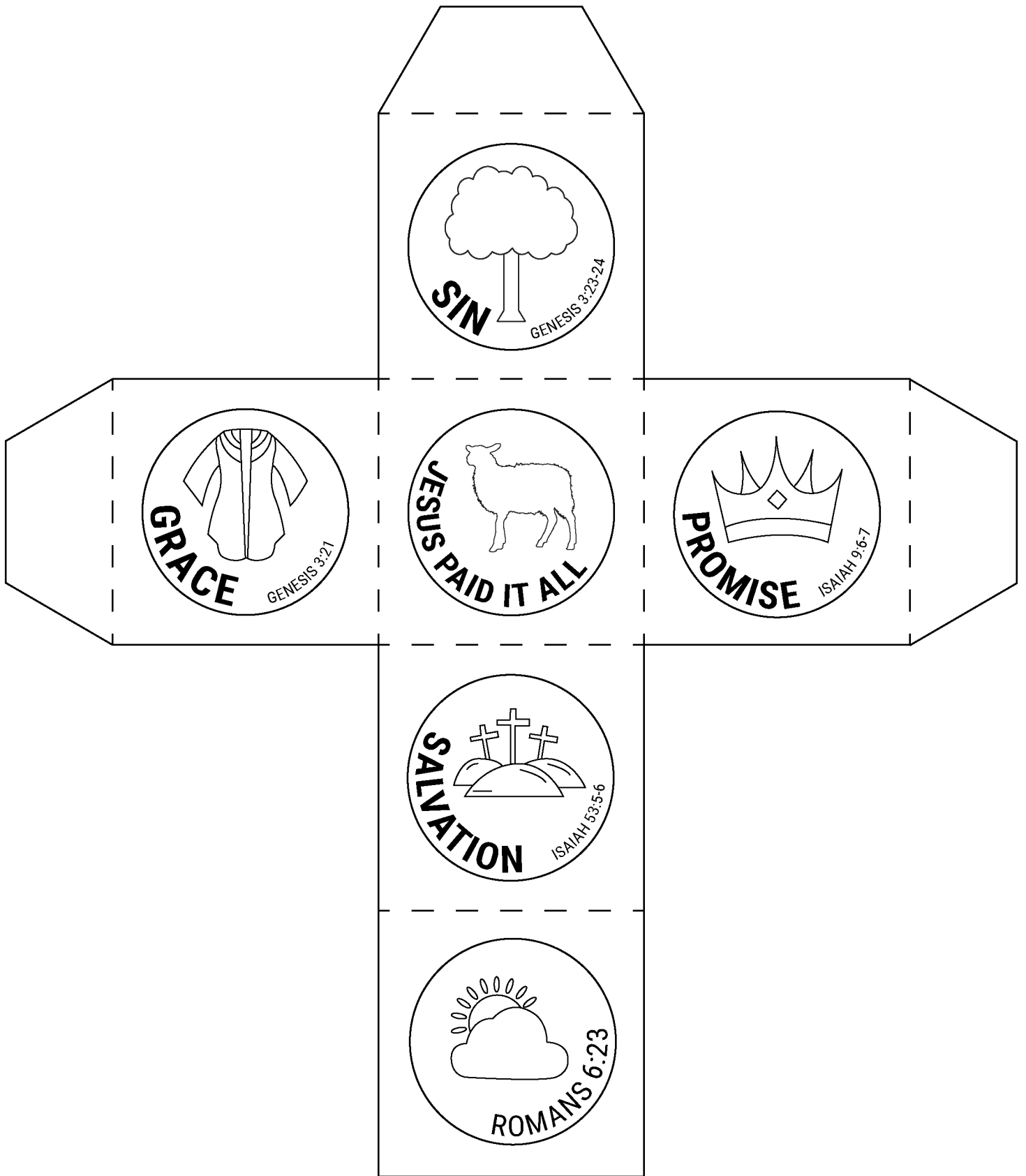
Using the cube from the RESPOND activity, ask volunteers to retell the Gospel lesson in their own words.

Say, "Great job sharing about how **Jesus Paid it All!** Now, let's pray and thank God for taking such good care of us."

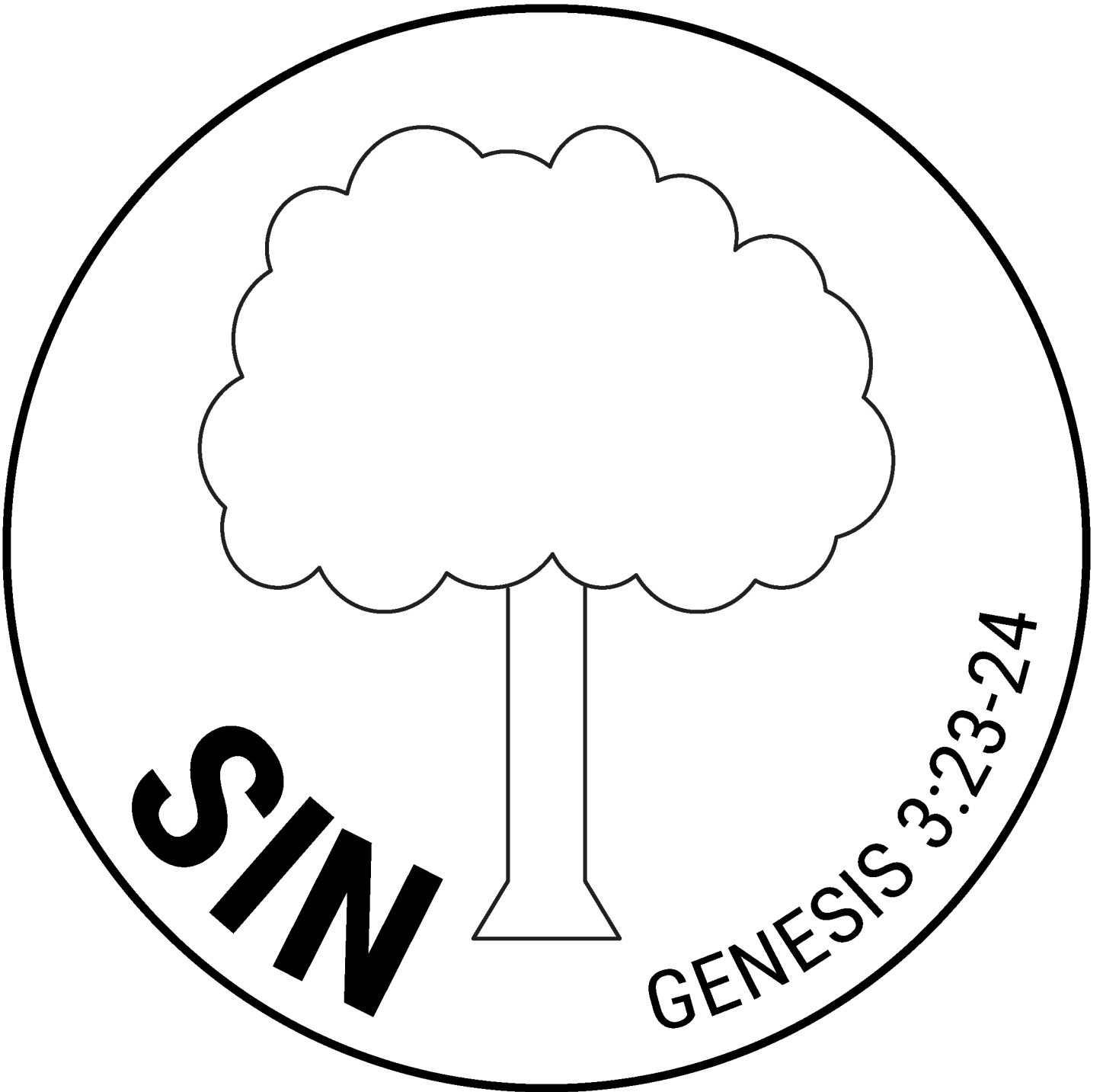
**SAMPLE PRAYER:** *"Dear Heavenly Father, thank You for sending Your Son, Jesus, to pay for our sins and make it possible for us to be Your children. We love You! Amen."*

## RELEASE —

The children can worship and sing again or complete unfinished activity pages if they have spare time. As you dismiss children, be sure to show parents the cubes they created and encourage the kids to retell the story of how **Jesus Paid it All**.


















# EASTER





# EASTER

## BIBLE PASSAGE

Genesis 3:23-24, 3:21 (ICB), Hebrews 9:22 (NLT), Isaiah 9:6-7, 53:5-6 (ICB), Romans 6:23 (ICB)

## BIG IDEA

Jesus Paid it All

## FOCUS VERSE

**“The payment for sin is death. But God gives us the free gift of life forever in Christ Jesus our Lord.” Romans 6:23 (ICB)**

## LESSON MATERIALS

| Random Items | Mason Jars | Slips of Paper | Pens | Small Prizes | Marbles | Paper Plates | Timer  
| Whiteboard | Black Permanent Marker | Red Dry Erase Marker | *Images* Activity Pages | *Cross*  
Activity Page | Markers or Colored Pencils | Scissors | Glue Sticks | Tape | Rubber Ball |

## GREET — 15 MINUTES

**MATERIALS:** | Random Items (5 per class) | Mason Jars (5 per class) | Slips of Paper | Pens | Small Prizes

Greet each child with the phrase, “He is Risen.” Encourage them to respond, “He is Risen, indeed.”



BEFORE THE CHILDREN ARRIVE, RECORD THE PRICE OF EACH RANDOM ITEM. THEN, DISPLAY THE ITEMS ON A TABLE. BESIDE EACH ITEM, PLACE A MASON JAR, SLIPS OF PAPER, AND PENS.

Play a game of *Price is Right*. Ask the children to look at each item and guess how much it costs. Have everyone write their answer and name on a slip of paper and put it in the jar (one response per item). The child who guesses closest to the correct price for each item wins a prize.

## WORSHIP — 10 MINUTES

Say, “Today’s game was about finding the right price. Our focus verse is from Romans 6:23 [ICB]. It says, ‘The payment for sin is death.’ Wow! That’s a high price! But there is good news. We are rejoicing today because it is Easter, which reminds us that **Jesus Paid it All!** The second half of our verse says, ‘But God gives us the free gift of life forever in Christ Jesus our Lord.’ Now that is worth celebrating! Let’s worship and sing about what Jesus has done for us on the Cross!”



THE FOLLOWING SONGS ARE FOUND ON YOUTUBE AND GO WELL WITH THIS WEEK’S LESSON: “STORY OF THE CROSS” BY REND CO KIDS, “CHRIST IS RISEN” BY BRENTWOOD BENSON, “JESUS PAID IT ALL” BY KEITH AND KRYSTIN GETTY, AND “FOR GOD SO LOVED THE WORLD” BY SEEDS FAMILY WORSHIP.

## PRAY – 5 MINUTES

Say, “Today is a day of celebration. Let’s thank God that Jesus not only paid the price for our sins, but He conquered death!”

**SAMPLE PRAYER:** *“Heavenly Father, we are rejoicing because Jesus paid it all! Today, of all days, we celebrate our Risen Savior! Thank You for sending Your Son! We love You! In Jesus’ name, Amen.”*

## ENGAGE – 5 MINUTES

**MATERIALS:** | Marbles (10 per team) | Paper Plates (1 per team) | Timer |

Say, “We’re going to play a game called *Stack the Marbles*. Your job is to work together as a team to stack the marbles in a pyramid. Are you guys ready to give it a try?”

**GAME GOAL:** The task is challenging, if not impossible. This game aims to help kids understand that sin cannot be contained, even if you try.

### HOW TO PLAY:

1. Divide the children into teams of two or three. Give each group a handful of marbles and a plate.
2. Instruct the kids that they’ll have one minute to work as a team to stack their marbles in a pyramid.
3. Once everyone is ready, say “Go!” and start the timer.
4. When one minute is up, say, “Hands off!”

**TRANSITION:** Say, “You all tried to stack the marbles, but it’s tough, if not impossible to stack marbles. They just want to fall, slide, and make a big mess. That’s kind of like sin. No matter how hard we try, sin makes its way into our lives, and it always creates a big mess. In today’s lesson, we’re going to talk about the cost [penalty] of our sin and what Jesus did about it on the Cross. We’re also going to find out what we mean when we say, **Jesus paid it all.**”

## LEARN – 15 MINUTES

**MATERIALS:** | Whiteboard | Black Permanent Marker (1 per class) | Red Dry Erase Marker (1 per class) | *Images Activity Pages* (1 set per class) |



BEFORE CLASS BEGINS, COLOR AND CUT OUT THE SIX PICTURES FROM THE *IMAGES* ACTIVITY PAGES. SHOW THESE IMAGES TO THE CHILDREN AS YOU MOVE THROUGH THE LESSON POINTS.

Today’s Easter lesson will walk children through the story of sin, explaining why Christ died and why He is our ultimate hope. **Jesus Paid it All!**

### SIN

Show the children the SIN image from the *Images Activity Pages* as you teach this portion of the lesson.

Say, "Way back at the beginning of time on Earth, God created a man named Adam and a woman named Eve, and He gave them a beautiful place to live called 'The Garden of Eden.' Everything was perfect for a while. Adam and Eve were friends with God, and He visited them every day just to talk with them. But one day, Adam and Eve disobeyed God. Disobedience against God is called sin. [Pause and give examples of sin.] Adam and Eve's sin made God sad because they couldn't be with Him anymore." Read Genesis 3:23-24 (ICB).

**<sup>23</sup> So the Lord God forced the man out of the garden of Eden. He had to work the ground he was taken from. <sup>24</sup> God forced the man out of the garden. Then God put angels on the east side of the garden. He also put a sword of fire there. It flashed around in every direction. This kept people from getting to the tree of life.**

Say, "The man and woman had to leave the beautiful Garden. God still loved them very much, but now everything was different in a wrong, sad way. You see, sin came at a cost. It separated man from God. Man could no longer have a relationship with God because sin makes us enemies of God [Colossians 1:21]. And there was nothing man could do to fix that."

**OBJECT LESSON:** As you talk about sin, use a black permanent marker (like a Sharpie) to write "SIN" in big, bold letters on the whiteboard. After the letters have dried, try to erase the word "SIN" with no avail. Say, "No matter what we do, we cannot erase our sins. The cost is too great." Don't worry. The permanent marker will not ruin your whiteboard. Keep reading to see what happens.

### GRACE

Ask a child to hold up the GRACE image from the Images Activity Pages as you teach this part of the lesson.

Say, "But even though things were all messed up, God still loved His children. God saw that Adam and Eve were sad, embarrassed, and ashamed, so He used an animal to cover them." Read Genesis 3:21 (ICB).

**<sup>21</sup> The Lord God made clothes from animal skins for the man and his wife. And so the Lord dressed them.**

"This is one way that God showed them He still loved them. This was an act of grace [grace is like a gift we do not deserve]. More importantly, God had a BIG plan of grace to make all things perfect between Him and His people once again. This plan would pay the price for our sin."

### ATONEMENT

Ask a child to hold up the ATONEMENT image from the *Images* Activity Pages as you teach this portion of the lesson.

Say, "Life was hard for everyone after Adam and Eve sinned. God's people couldn't talk with God like before, and their relationship with Him was still broken. The cost of man's sin was too great. So, God gave His people the Law." Read Hebrews 9:22 (NLT).

**<sup>22</sup> In fact, according to the law of Moses, nearly everything was purified with blood. For without the shedding of blood, there is no forgiveness.**

"The Law told the people that they would have to offer a blood sacrifice to atone [or pay for] their sins. So,

every time the people sinned, blood had to be shed. An animal had to die. These sacrifices cost God's people greatly, but it was not a permanent fix to the greater problem of sin. You see, these sacrifices pointed to a better way; they pointed to The Way. The Way that would pay it all."

## PROMISE

Ask a child to hold up the PROMISE image from the *Images Activity Pages* as you teach this next section.

Say, "Even though God's Law provided atonement for sin, God's people couldn't talk with God like before. Their relationship with Him was still broken. Eventually, God chose a boy named David to be the king for His people. And although David was a good king, he wasn't perfect. David is important because one of his descendents would be the True King and Wonderful Counselor! This King would be the Prince of Peace who would fix the sin problem forever. This King that would pay the ultimate price for our sins!" Read Isaiah 9:6-7 (ICB).

**<sup>6</sup> A child will be born to us. God will give a son to us. He will be responsible for leading the people. His name will be Wonderful Counselor, Powerful God, Father Who Lives Forever, Prince of Peace. <sup>7</sup> Power and peace will be in his kingdom. It will continue to grow. He will rule as king on David's throne and over David's kingdom. He will make it strong, by ruling with goodness and fair judgment. He will rule it forever and ever. The Lord of heaven's armies will do this because of his strong love for his people.**

## REDEMPTION

Ask a child to hold up the REDEMPTION image from the *Images Activity Pages* as you teach this next portion.

Say, "God's people now had a promise that a King would save them. And yet, they continued to sin. But don't fear, God was still working on His big plan. One day, God sent His perfect Son, Jesus, to be with His people. Jesus lived a perfect life because He is both God and man. Yet, He chose to die on the Cross to pay for our sins. When Jesus died, He took our sin and defeated it, making it possible for us to be forgiven. Now we can be friends with God again! Jesus is the King God promised! He is the forever King! He did what no one else could do. Because Jesus is God's Son, He could do the impossible! Jesus paid it all!" Read Isaiah 53:5-6 (ICB).

**<sup>5</sup> But he was wounded for the wrong things we did. He was crushed for the evil things we did. The punishment, which made us well, was given to him. And we are healed because of his wounds. <sup>6</sup> We all have wandered away like sheep. Each of us has gone his own way. But the Lord has put on him the punishment or all the evil we have done.**

**OBJECT LESSON:** As you explain that Jesus died on the Cross to pay the price for our sins, use a red dry erase marker (like an Expo marker) to cover the word "SIN." Make sure that the red dry erase marker covers the black permanent marker completely. Say, "Only Jesus' death [blood] could cover and pay for our sins."

## RECONCILIATION

Ask a child to hold up the RECONCILIATION image from the *Images Activity Pages* as you teach this part.

Say, "When Jesus died, He paid the price of our sin. He took all the bad things we have done and will ever do and carried them to the Cross." Read Romans 6:23 (ICB).

***23 The payment for sin is death. But God gives us the free gift of life forever in Christ Jesus our Lord.***

"Because Jesus was both God and Man, He was the only one who could conquer death. Christ's resurrection took the power of sin and death. He gave us new life and fixed the broken relationship between God and His people. Did you know that one day we will no longer experience the presence of sin? God will make all things new once and for all!"

**OBJECT LESSON:** Use a white rag or eraser to wipe the whiteboard clean. The dry erase marker and the permanent marker should wipe clean. We suggest you practice this a time or two before class. Say, "Our sins that we thought were permanent and could not be erased no matter how hard we tried, were wiped clean by Jesus' blood. He Paid it All! And with His resurrection, He made all things new!" Point to the clean whiteboard.

## DISCUSS – 10 MINUTES

Say, "Thinking about how powerful sin is makes me want to thank God for sending Jesus. When He died on the cross, He took all of my sin on Him. If you've accepted Jesus as your Savior, He has done the same for you! Now, let's take a few minutes and review what we have learned."

**1. What happened to Adam and Eve's relationship with God?**

Response: When Adam and Eve disobeyed God, their sin ruined their relationship with God.

**2. How did God's people atone (pay for) for their sins in the Old Testament?**

Response: An animal had to be killed and sacrificed. Blood had to be shed.

**3. Why was King David an important part of God's big plan?**

Response: David is important because one of his descendents would be the True King.

**4. Who is this King?**

Response: Jesus is the eternal King!

**5. Why did Jesus need to die?**

Response: Jesus died to pay for our sins once and for all.

**6. What is God's ultimate plan?**

Response: God's ultimate plan is to make all things new and perfect again through the death and resurrection of His Son, Jesus.

**7. What have you learned about God today?**

Response: **Jesus Paid it All**, God loves us, God is gracious, Jesus died for us, etc.

## RESPOND – 10 MINUTES

**MATERIALS:** | Cross Activity Page (one per child) | Glue Sticks | Markers or Colored Pencils | Scissors | Tape |

### INSTRUCTIONS:

1. Give each child a *Cross Activity Page* and have them color the pictures.
2. Next, instruct the children to cut out the cross. Be sure to cut around the tabs.

3. Then, have them fold the cross along the bold lines to form a cube.
4. Demonstrate and help the kids glue the tabs and use them to secure the cube in place. You can use clear tape to secure the cube if the kids have trouble gluing the tabs in place.
5. Encourage the children to practice retelling the story to one another using the cube.

## MEMORIZE — 5 MINUTES

**MATERIALS:** | Rubber Ball (1 per class) |

Say, “Today, we learned that **Jesus Paid it All** for us on the Cross. Our focus verse teaches us that Jesus had to die to pay the penalty [price] for our sins. Let’s practice the verse with hand motions.”

*“The payment for sin [cross your arms in front of you like they are chained together] is death [drop your head and your arms but keep them crossed]. But God [look upward and smile] gives us the free gift [pretend to break the chains] of life forever in Christ Jesus our Lord [touch the tip of the middle finger of your dominant hand to the palm of your non-dominant hand. Then touch the tip of the middle finger of your non-dominant hand to the palm of your dominant hand].” Romans 10:9 (hold out hands like a book)*

**CHALLENGE:** To reinforce the memory verse, sit with the children in a circle on the floor. Hold the ball in your hands, and say the first phrase of the verse, “The payment for sin....” Then pass the ball to the next child and have them say the next phrase: “...is death.” Continue the pattern and repeat the activity as time allows. (Be prepared to help the children when they forget the words.)



IF YOUR GROUP HAS A VARIETY OF AGES, HAVE OLDER KIDS WORK WITH YOUNGER CHILDREN TO COMPLETE THE WORKSHEET. YOU MAY ALSO WANT TO FILL IN SOME OF THE BLANKS FOR YOUNGER KIDS TO GET THEM STARTED.

## REFLECT — 5 MINUTES

Using the cube from the Respond activity, ask for volunteers to retell the Gospel lesson in their own words. Say, “Great job sharing about how Jesus paid it all! Did you know that the story you just shared is called ‘The Good News’ or ‘The Gospel’? I hope you will tell others this Good News! Now, let’s pray.

**SAMPLE PRAYER:** “Dear Heavenly Father, thank You for sending Your Son, Jesus, to pay for our sins and make it possible for us to know You and be Your children. Please give us opportunities and courage to share Your story with others. Amen.”

## RELEASE —

The children can worship and sing again or complete unfinished activity pages if they have spare time. As you dismiss children, be sure to show parents the cubes they created and encourage the kids to retell the story of how **Jesus Paid it All**.

